



Race Results

Tasmanian Turf Club, Launceston, June 22, 2014

Compilation date: June 23, 2014, 10:36:05 AM (EST)

Copyright © 2014 Tasracing Pty Ltd. All rights reserved.

Trademarks.

StrideMASTER is a registered trademark of Thoroughbred Ratings Pty Ltd.

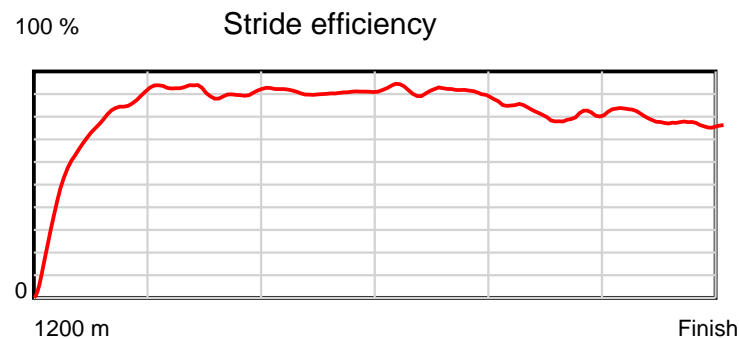
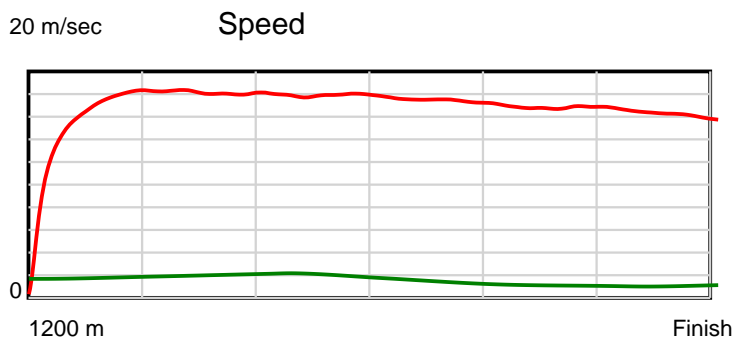
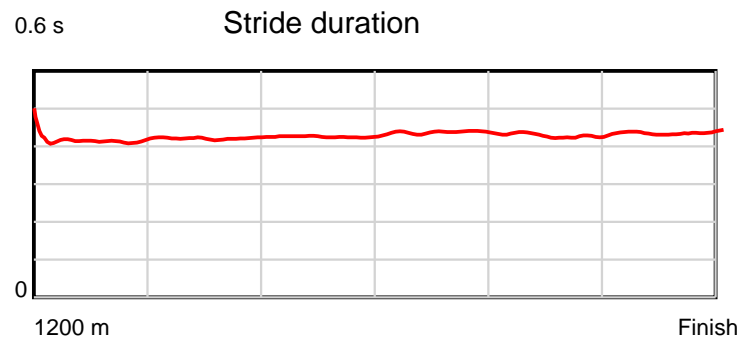
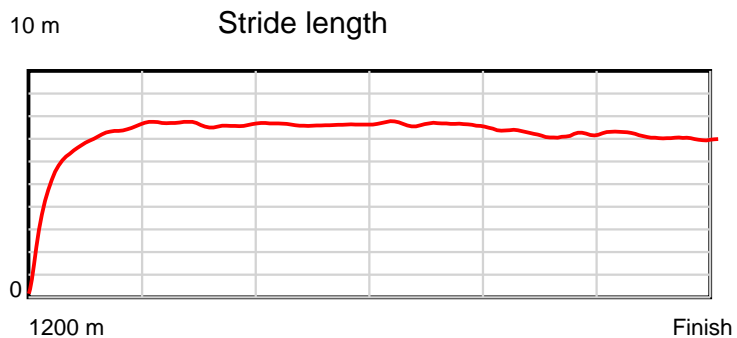
Disclaimer.

Tasracing Pty Ltd and Thoroughbred Ratings Pty Ltd accepts no responsibility for the completeness or accuracy of any of the information contained herein, and makes no representations about its suitability for any particular purpose. Users should make their own judgements about those matters and/or seek independent advice. You assume all risks associated with use of the data provided on this page.

Race Results

June 22, 2014, Race 3, 2UP MDN-SW, Distance 1200m, Mowbray - Offset 4m

Result	TAB no.	Horse (Barrier)	1200 to	1000m to	800m to	600m to	400m to	200m to	Total or	Margin
1st	2	Chips (5)	1000m	800m	600m	400m	200m	WP	Average	
		Position in running (margin)	-	1(0.0)	2(0.9)	1(0.0)	1(0.0)	1(0.0)		0.00
		Sectional time (s)	14.06	11.49	11.37	11.67	12.40	12.65		
		Cumulative time (s)	73.64	59.58	48.08	36.72	25.05	12.65	1:13.64	
		Speed (m/s)	14.22	17.41	17.59	17.14	16.13	15.81	16.30	
		Stride length (m)	5.84	7.33	7.50	7.49	6.93	6.90	6.94	
		Stride duration (s)	0.411	0.421	0.426	0.437	0.429	0.436	0.426	
		Stride efficiency (%)	53.33	83.90	87.85	87.56	74.99	74.34	75.36	
		Stride count	34.24	27.30	26.67	26.72	28.87	29.00	172.80	



Note: Horizontal distance axis grid lines are 200m furlongs.

Disclaimer.

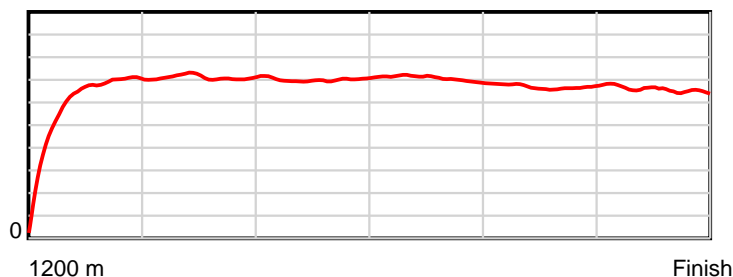
Tasracing Pty Ltd and Thoroughbred Ratings Pty Ltd accepts no responsibility for the completeness or accuracy of any of the information contained herein, and makes no representations about its suitability for any particular purpose. Users should make their own judgements about those matters and/or seek independent advice. You assume all risks associated with use of the data provided on this page.

Race Results

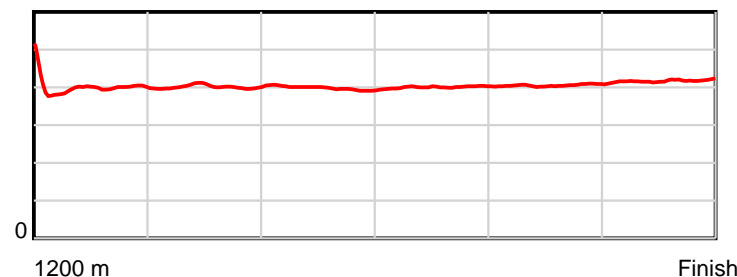
June 22, 2014, Race 3, 2UP MDN-SW, Distance 1200m, Mowbray - Offset 4m

Result	TAB no.	Horse (Barrier)	1200 to	1000m to	800m to	600m to	400m to	200m to	Total or	Margin
2nd	13	Spirit of Nia (4)	1000m	800m	600m	400m	200m	WP	Average	
		Position in running (margin)	-	5(1.3)	4(2.3)	4(2.4)	2(1.3)	2(0.9)		1.30
		Sectional time (s)	14.18	11.51	11.53	11.49	12.33	12.84		
		Cumulative time (s)	73.88	59.70	48.19	36.66	25.17	12.84	1:13.87	
		Speed (m/s)	14.10	17.38	17.35	17.41	16.22	15.58	16.24	
		Stride length (m)	5.62	6.98	6.90	6.97	6.58	6.51	6.56	
		Stride duration (s)	0.400	0.402	0.397	0.401	0.406	0.418	0.404	
		Stride efficiency (%)	49.32	76.17	74.34	75.98	67.66	66.29	67.17	
		Stride count	35.60	28.65	29.00	28.68	30.39	30.71	183.03	

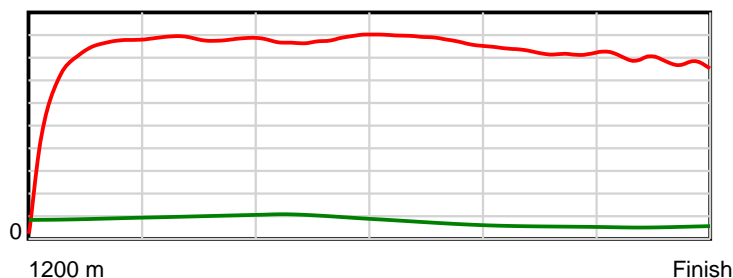
10 m Stride length



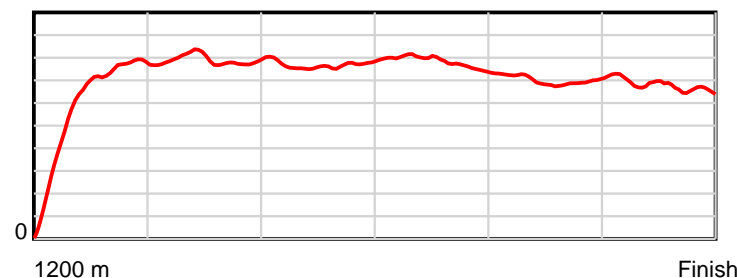
0.6 s Stride duration



20 m/sec Speed



100 % Stride efficiency



Note: Horizontal distance axis grid lines are 200m furlongs.

Disclaimer.

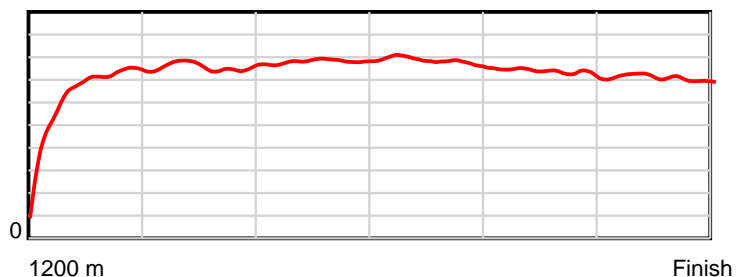
Tasracing Pty Ltd and Thoroughbred Ratings Pty Ltd accepts no responsibility for the completeness or accuracy of any of the information contained herein, and makes no representations about its suitability for any particular purpose. Users should make their own judgements about those matters and/or seek independent advice. You assume all risks associated with use of the data provided on this page.

Race Results

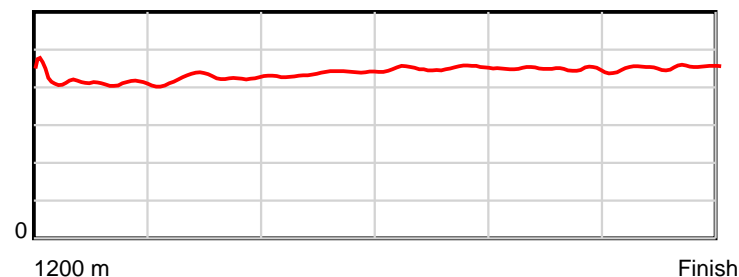
June 22, 2014, Race 3, 2UP MDN-SW, Distance 1200m, Mowbray - Offset 4m

Result	TAB no.	Horse (Barrier)	1200 to	1000m to	800m to	600m to	400m to	200m to	Total or	Margin
3rd	1	Bideford (8)	1000m	800m	600m	400m	200m	WP	Average	
		Position in running (margin)	-	7(1.7)	6(2.7)	3(1.9)	4(2.4)	4(3.3)		4.30
		Sectional time (s)	14.39	11.51	11.37	11.75	12.56	12.86		
		Cumulative time (s)	74.44	60.05	48.54	37.17	25.42	12.86	1:14.43	
		Speed (m/s)	13.90	17.38	17.59	17.02	15.92	15.55	16.12	
		Stride length (m)	6.01	7.41	7.68	7.68	7.12	7.05	7.11	
		Stride duration (s)	0.417	0.426	0.437	0.451	0.447	0.454	0.441	
		Stride efficiency (%)	56.39	85.77	92.24	92.06	79.20	77.77	78.95	
		Stride count	33.29	27.00	26.03	26.06	28.09	28.35	168.82	

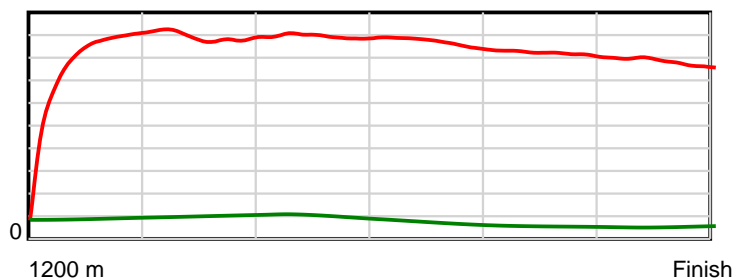
10 m Stride length



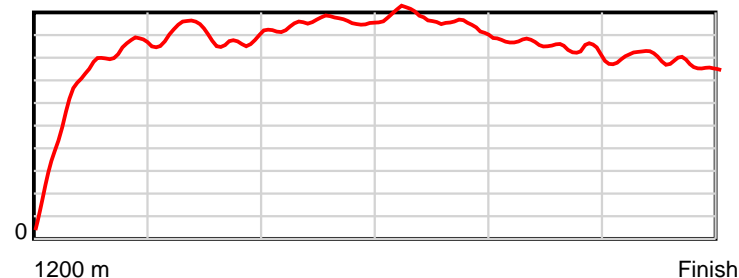
0.6 s Stride duration



20 m/sec Speed



100 % Stride efficiency



Note: Horizontal distance axis grid lines are 200m furlongs.

Disclaimer.

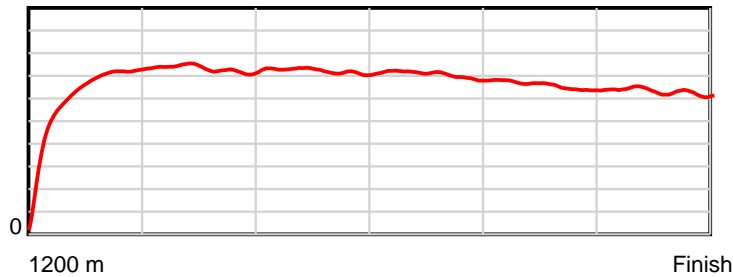
Tasracing Pty Ltd and Thoroughbred Ratings Pty Ltd accepts no responsibility for the completeness or accuracy of any of the information contained herein, and makes no representations about its suitability for any particular purpose. Users should make their own judgements about those matters and/or seek independent advice. You assume all risks associated with use of the data provided on this page.

Race Results

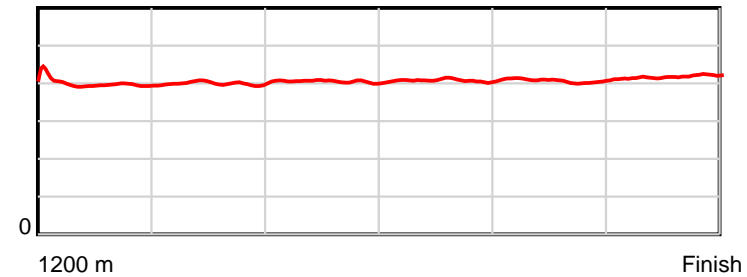
June 22, 2014, Race 3, 2UP MDN-SW, Distance 1200m, Mowbray - Offset 4m

Result	TAB no.	Horse (Barrier)	1200 to	1000m to	800m to	600m to	400m to	200m to	Total or	Margin
4th	3	Geegee's Clang (2)	1000m	800m	600m	400m	200m	WP	Average	
		Position in running (margin)	-	2(0.1)	1(0.0)	2(0.0)	3(1.5)	3(2.7)		5.60
		Sectional time (s)	13.98	11.34	11.52	11.91	12.60	13.35		
		Cumulative time (s)	74.69	60.71	49.38	37.86	25.95	13.35	1:14.68	
		Speed (m/s)	14.31	17.64	17.36	16.79	15.87	14.98	16.07	
		Stride length (m)	5.86	7.07	7.01	6.85	6.46	6.26	6.56	
		Stride duration (s)	0.402	0.401	0.404	0.408	0.407	0.418	0.408	
		Stride efficiency (%)	53.64	78.09	76.87	73.42	65.20	61.18	67.16	
		Stride count	34.14	28.29	28.52	29.18	30.96	31.96	183.05	

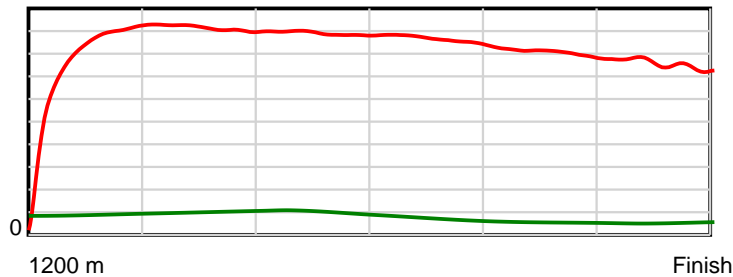
10 m Stride length



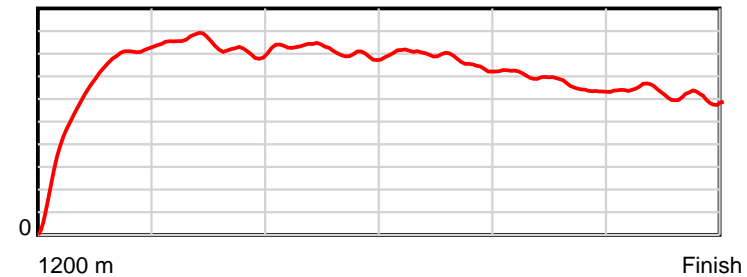
0.6 s Stride duration



20 m/sec Speed



100 % Stride efficiency



Note: Horizontal distance axis grid lines are 200m furlongs.

Disclaimer.

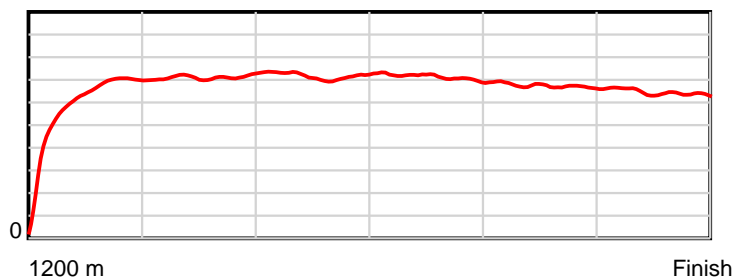
Tasracing Pty Ltd and Thoroughbred Ratings Pty Ltd accepts no responsibility for the completeness or accuracy of any of the information contained herein, and makes no representations about its suitability for any particular purpose. Users should make their own judgements about those matters and/or seek independent advice. You assume all risks associated with use of the data provided on this page.

Race Results

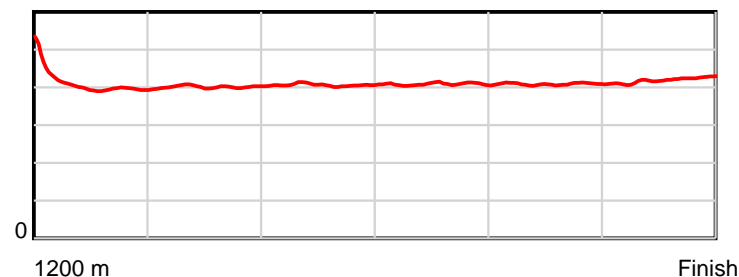
June 22, 2014, Race 3, 2UP MDN-SW, Distance 1200m, Mowbray - Offset 4m

Result	TAB no.	Horse (Barrier)	1200 to	1000m to	800m to	600m to	400m to	200m to	Total or	Margin
5th	12	Sheza Fatty Bo... (10)	1000m	800m	600m	400m	200m	WP	Average	
		Position in running (margin)	-	11(3.7)	12(5.1)	11(5.4)	11(5.3)	5(5.1)		6.90
		Sectional time (s)	14.65	11.58	11.58	11.64	12.36	13.12		
		Cumulative time (s)	74.93	60.28	48.70	37.12	25.49	13.12	1:14.93	
		Speed (m/s)	13.65	17.27	17.27	17.18	16.18	15.24	16.01	
		Stride length (m)	5.58	6.94	7.02	7.00	6.61	6.40	6.55	
		Stride duration (s)	0.413	0.402	0.406	0.408	0.409	0.420	0.409	
		Stride efficiency (%)	48.67	75.24	76.91	76.67	68.28	64.08	67.04	
		Stride count	35.84	28.82	28.51	28.55	30.26	31.23	183.21	

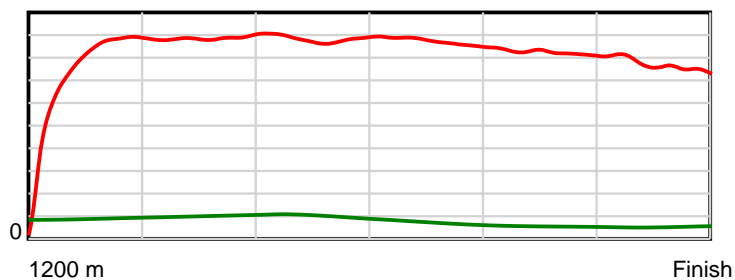
10 m Stride length



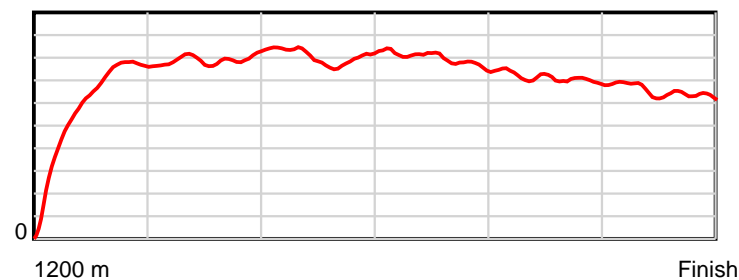
0.6 s Stride duration



20 m/sec Speed



100 % Stride efficiency



Note: Horizontal distance axis grid lines are 200m furlongs.

Disclaimer.

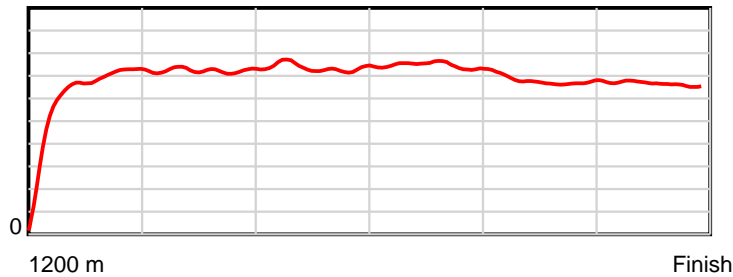
Tasracing Pty Ltd and Thoroughbred Ratings Pty Ltd accepts no responsibility for the completeness or accuracy of any of the information contained herein, and makes no representations about its suitability for any particular purpose. Users should make their own judgements about those matters and/or seek independent advice. You assume all risks associated with use of the data provided on this page.

Race Results

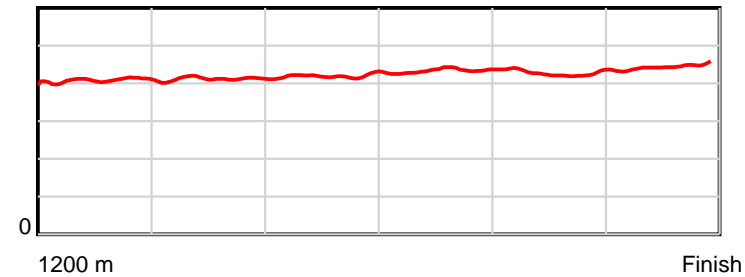
June 22, 2014, Race 3, 2UP MDN-SW, Distance 1200m, Mowbray - Offset 4m

Result	TAB no.	Horse (Barrier)	1200 to	1000m to	800m to	600m to	400m to	200m to	Total or	Margin
6th	11	Nuclear Star (6)	1000m	800m	600m	400m	200m	WP	Average	
		Position in running (margin)	-	12(4.1)	11(4.8)	9(4.8)	7(3.8)	9(6.2)		7.70
		Sectional time (s)	14.66	11.47	11.51	12.79	13.15			
		Cumulative time (s)	75.09	60.43	48.96	37.46	25.94	13.15	1:15.09	
		Speed (m/s)	13.65	17.44	17.38	17.38	15.64	15.21	15.98	
		Stride length (m)	5.49	7.16	7.29	7.52	6.69	6.77	6.75	
		Stride duration (s)	0.405	0.410	0.419	0.433	0.428	0.445	0.422	
		Stride efficiency (%)	47.09	80.09	83.00	88.30	69.93	71.55	71.12	
		Stride count	36.43	27.94	27.44	26.61	29.90	29.56	177.88	

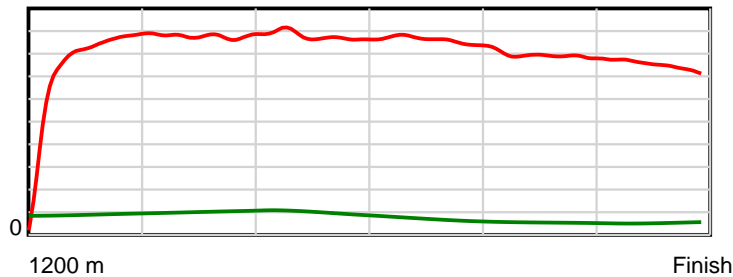
10 m Stride length



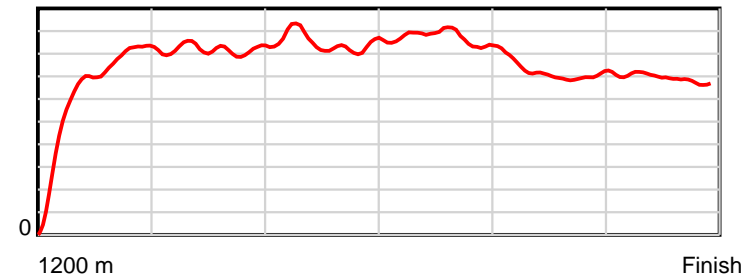
0.6 s Stride duration



20 m/sec Speed



100 % Stride efficiency



Note: Horizontal distance axis grid lines are 200m furlongs.

Disclaimer.

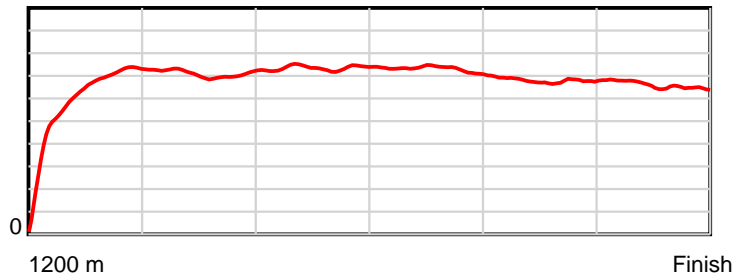
Tasracing Pty Ltd and Thoroughbred Ratings Pty Ltd accepts no responsibility for the completeness or accuracy of any of the information contained herein, and makes no representations about its suitability for any particular purpose. Users should make their own judgements about those matters and/or seek independent advice. You assume all risks associated with use of the data provided on this page.

Race Results

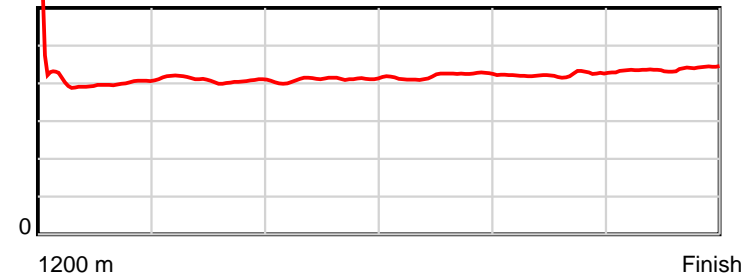
June 22, 2014, Race 3, 2UP MDN-SW, Distance 1200m, Mowbray - Offset 4m

Result	TAB no.	Horse (Barrier)	1200 to	1000m to	800m to	600m to	400m to	200m to	Total or	Margin
7th	5	Lost My Patien... (7)	1000m	800m	600m	400m	200m	WP	Average	
		Position in running (margin)	-	9(2.5)	10(4.4)	8(4.0)	8(4.0)	6(5.1)		8.20
		Sectional time (s)	14.47	11.66	11.46	11.66	12.58	13.35		
		Cumulative time (s)	75.18	60.71	49.05	37.59	25.93	13.35	1:15.18	
		Speed (m/s)	13.82	17.15	17.45	17.15	15.90	14.98	15.96	
		Stride length (m)	5.60	7.02	7.17	7.20	6.71	6.57	6.66	
		Stride duration (s)	0.407	0.409	0.411	0.420	0.422	0.438	0.417	
		Stride efficiency (%)	48.97	76.98	80.40	81.10	70.32	67.36	69.34	
		Stride count	35.73	28.50	27.88	27.76	29.81	30.46	180.14	

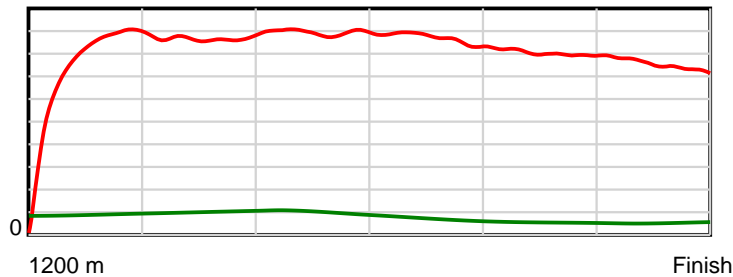
10 m Stride length



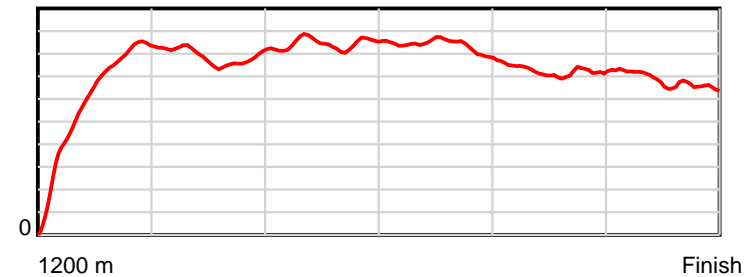
0.6 s Stride duration



20 m/sec Speed



100 % Stride efficiency



Note: Horizontal distance axis grid lines are 200m furlongs.

Disclaimer.

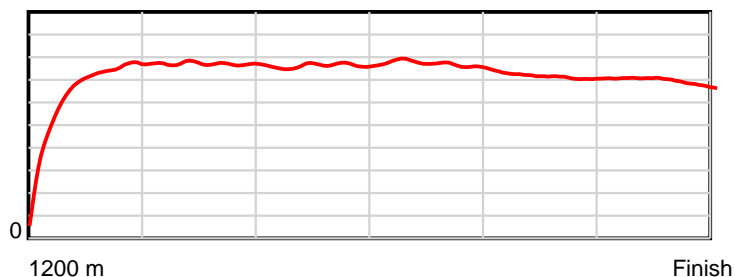
Tasracing Pty Ltd and Thoroughbred Ratings Pty Ltd accepts no responsibility for the completeness or accuracy of any of the information contained herein, and makes no representations about its suitability for any particular purpose. Users should make their own judgements about those matters and/or seek independent advice. You assume all risks associated with use of the data provided on this page.

Race Results

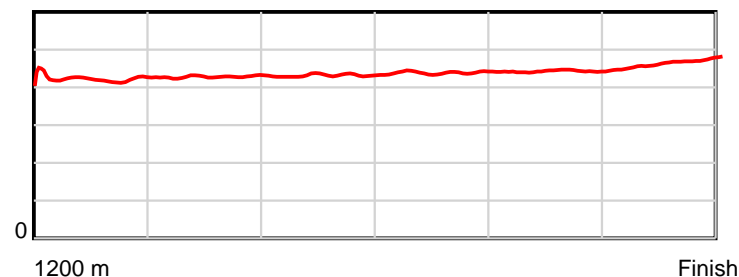
June 22, 2014, Race 3, 2UP MDN-SW, Distance 1200m, Mowbray - Offset 4m

Result	TAB no.	Horse (Barrier)	1200 to	1000m to	800m to	600m to	400m to	200m to	Total or	Margin
8th	7	Mygreyhorse (11)	1000m	800m	600m	400m	200m	WP	Average	
		Position in running (margin)	-	4(0.7)	3(1.5)	5(2.4)	5(2.9)	7(5.1)		9.50
		Sectional time (s)	14.16	11.49	11.67	11.73	12.78	13.60		
		Cumulative time (s)	75.43	61.27	49.78	38.11	26.38	13.60	1:15.43	
		Speed (m/s)	14.12	17.41	17.14	17.05	15.65	14.71	15.91	
		Stride length (m)	5.82	7.45	7.40	7.49	6.93	6.88	6.94	
		Stride duration (s)	0.416	0.428	0.432	0.439	0.443	0.468	0.436	
		Stride efficiency (%)	52.94	86.84	85.50	87.65	75.04	73.88	75.29	
		Stride count	34.36	26.83	27.04	26.70	28.86	29.09	172.88	

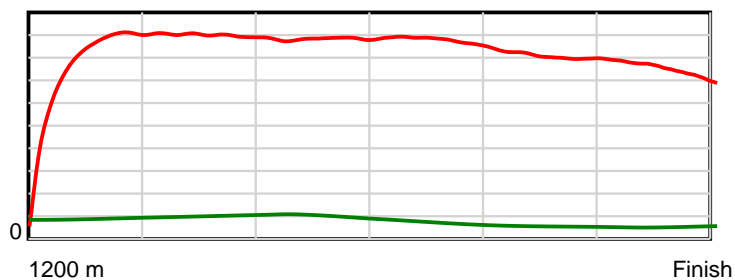
10 m Stride length



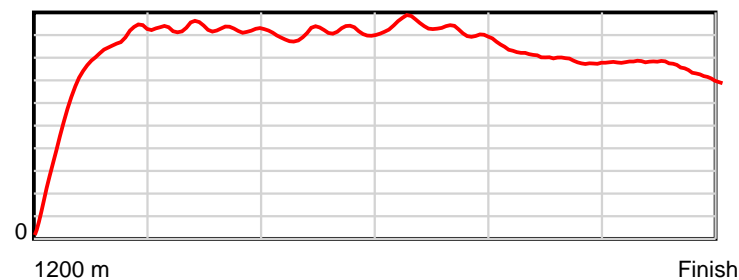
0.6 s Stride duration



20 m/sec Speed



100 % Stride efficiency



Note: Horizontal distance axis grid lines are 200m furlongs.

Disclaimer.

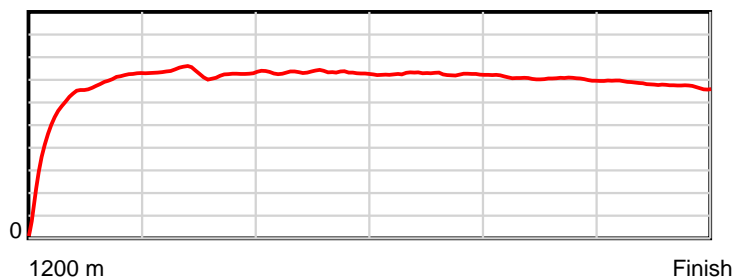
Tasracing Pty Ltd and Thoroughbred Ratings Pty Ltd accepts no responsibility for the completeness or accuracy of any of the information contained herein, and makes no representations about its suitability for any particular purpose. Users should make their own judgements about those matters and/or seek independent advice. You assume all risks associated with use of the data provided on this page.

Race Results

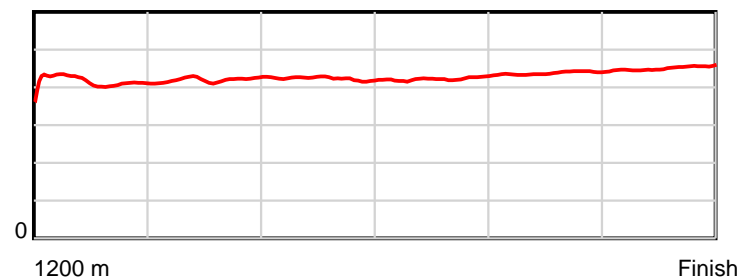
June 22, 2014, Race 3, 2UP MDN-SW, Distance 1200m, Mowbray - Offset 4m

Result	TAB no.	Horse (Barrier)	1200 to	1000m to	800m to	600m to	400m to	200m to	Total or	Margin
9th	4	Glenferry Road (3)	1000m	800m	600m	400m	200m	WP	Average	
		Position in running (margin)	-	8(2.4)	9(3.9)	10(4.8)	10(5.2)	10(6.9)		10.30
		Sectional time (s)	14.49	11.59	11.67	11.73	12.67	13.43		
		Cumulative time (s)	75.59	61.10	49.51	37.84	26.10	13.43	1:15.59	
		Speed (m/s)	13.81	17.26	17.14	17.05	15.79	14.89	15.88	
		Stride length (m)	5.70	7.26	7.23	7.17	6.92	6.74	6.79	
		Stride duration (s)	0.413	0.421	0.422	0.421	0.439	0.452	0.428	
		Stride efficiency (%)	50.72	82.33	81.66	80.38	74.87	70.89	72.00	
		Stride count	35.10	27.55	27.67	27.89	28.89	29.69	176.79	

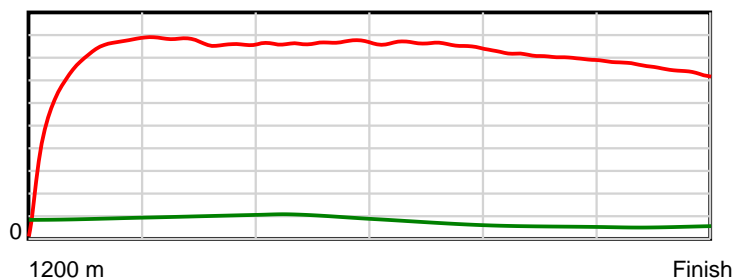
10 m Stride length



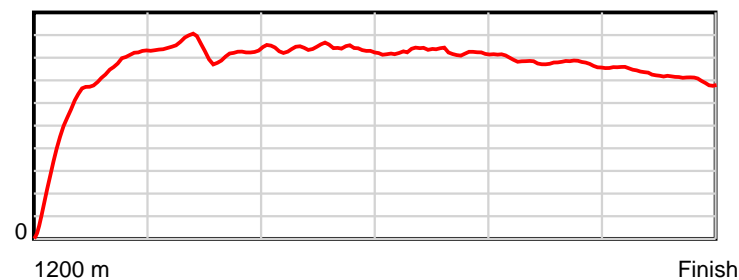
0.6 s Stride duration



20 m/sec Speed



100 % Stride efficiency



Note: Horizontal distance axis grid lines are 200m furlongs.

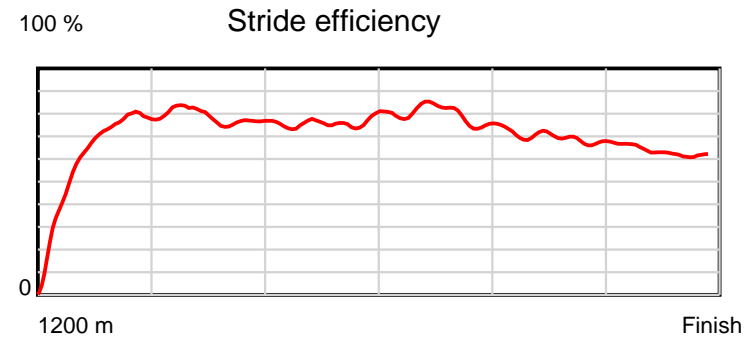
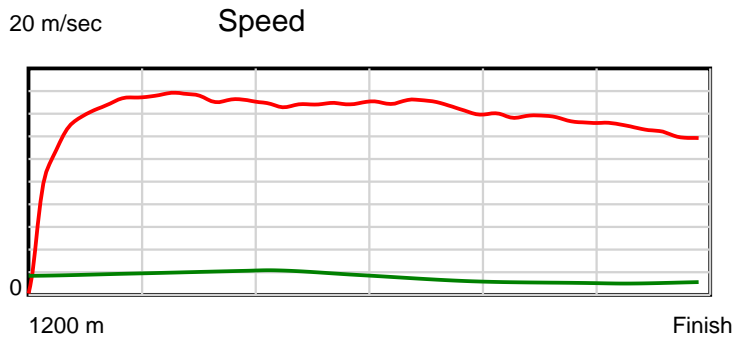
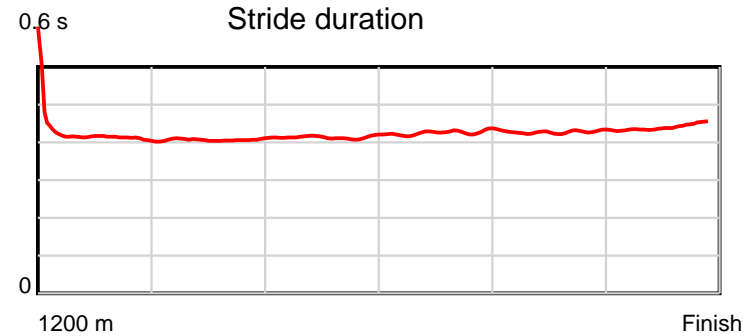
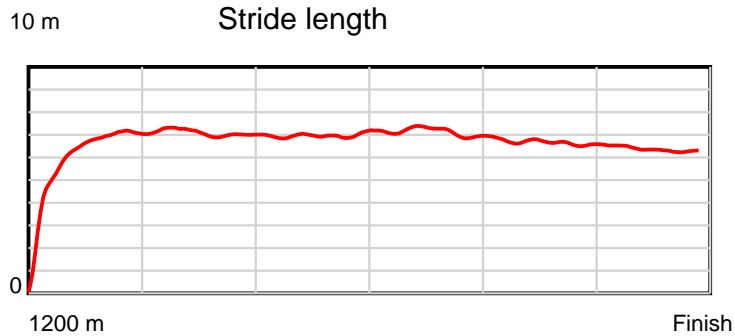
Disclaimer.

Tasracing Pty Ltd and Thoroughbred Ratings Pty Ltd accepts no responsibility for the completeness or accuracy of any of the information contained herein, and makes no representations about its suitability for any particular purpose. Users should make their own judgements about those matters and/or seek independent advice. You assume all risks associated with use of the data provided on this page.

Race Results

June 22, 2014, Race 3, 2UP MDN-SW, Distance 1200m, Mowbray - Offset 4m

Result	TAB no.	Horse (Barrier)	1200 to	1000m to	800m to	600m to	400m to	200m to	Total or	Margin
10th	10	Delrianna (1)	1000m	800m	600m	400m	200m	WP	Average	
		Position in running (margin)	-	10(3.2)	5(2.7)	7(3.9)	9(4.0)	8(6.0)		10.50
		Sectional time (s)	14.62	11.26	11.72	11.69	12.73	13.61		
		Cumulative time (s)	75.63	61.01	49.75	38.03	26.34	13.61	1:15.62	
		Speed (m/s)	13.68	17.76	17.06	17.11	15.71	14.70	15.87	
		Stride length (m)	5.64	7.22	7.06	7.28	6.71	6.48	6.68	
		Stride duration (s)	0.411	0.407	0.413	0.426	0.427	0.441	0.421	
		Stride efficiency (%)	49.76	81.54	77.81	82.84	70.45	65.54	69.75	
		Stride count	35.44	27.69	28.34	27.47	29.79	30.88	179.61	



Note: Horizontal distance axis grid lines are 200m furlongs.

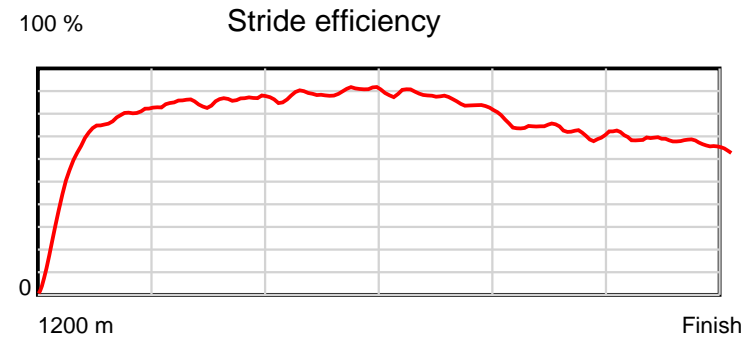
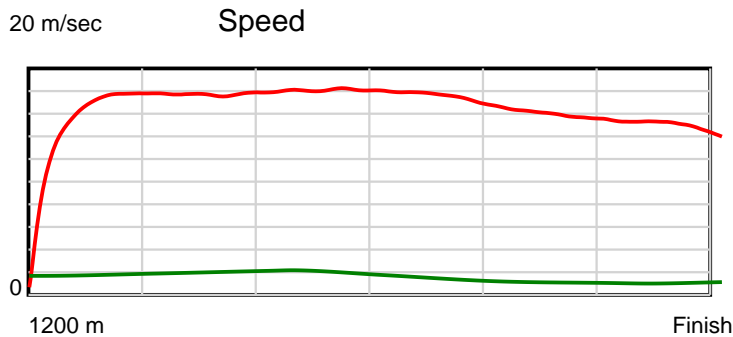
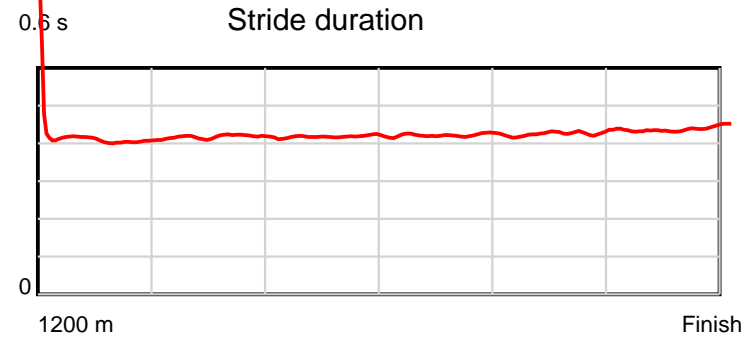
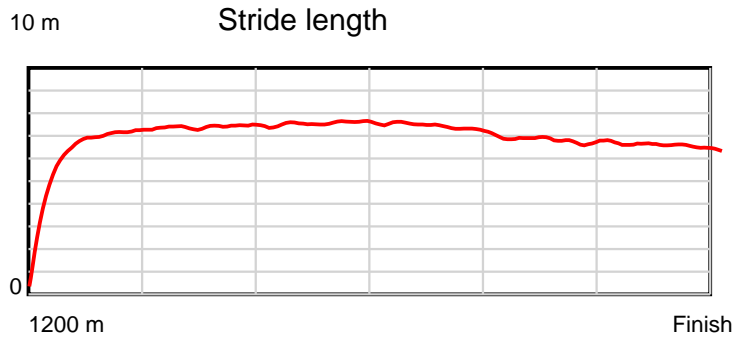
Disclaimer.

Tasracing Pty Ltd and Thoroughbred Ratings Pty Ltd accepts no responsibility for the completeness or accuracy of any of the information contained herein, and makes no representations about its suitability for any particular purpose. Users should make their own judgements about those matters and/or seek independent advice. You assume all risks associated with use of the data provided on this page.

Race Results

June 22, 2014, Race 3, 2UP MDN-SW, Distance 1200m, Mowbray - Offset 4m

Result	TAB no.	Horse (Barrier)	1200 to	1000m to	800m to	600m to	400m to	200m to	Total or	Margin
11th	6	Montinello (9)	1000m	800m	600m	400m	200m	WP	Average	
		Position in running (margin)	-	6(1.7)	7(3.5)	6(3.1)	6(3.7)	11(8.2)		13.30
		Sectional time (s)	14.58	11.64	11.45	11.77	13.15	13.59		
		Cumulative time (s)	76.17	61.59	49.95	38.50	26.74	13.59	1:16.17	
		Speed (m/s)	13.71	17.18	17.47	16.99	15.21	14.72	15.75	
		Stride length (m)	5.79	7.17	7.27	7.19	6.49	6.45	6.68	
		Stride duration (s)	0.411	0.417	0.416	0.423	0.426	0.438	0.424	
		Stride efficiency (%)	52.40	80.28	82.65	80.83	65.74	64.93	69.75	
		Stride count	34.54	27.90	27.50	27.81	30.83	31.03	179.61	



Note: Horizontal distance axis grid lines are 200m furlongs.

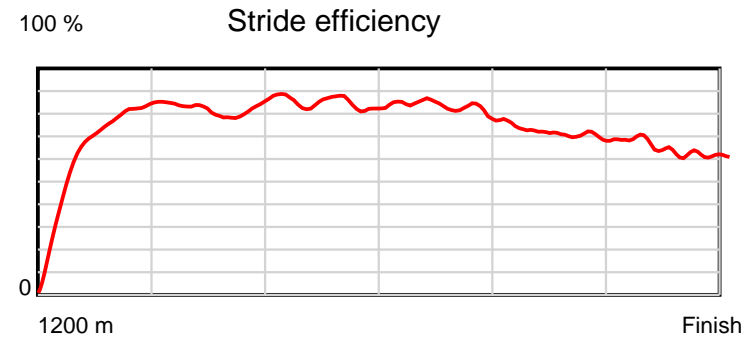
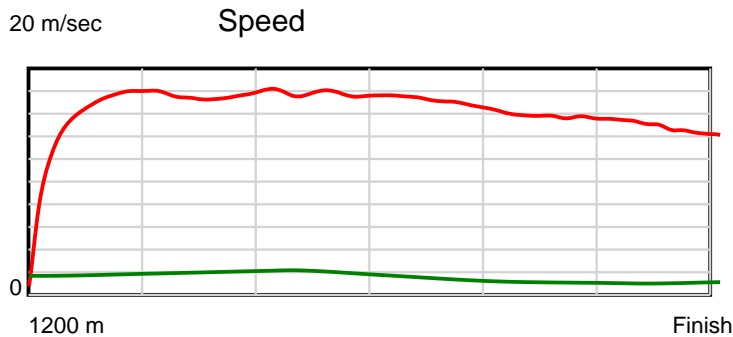
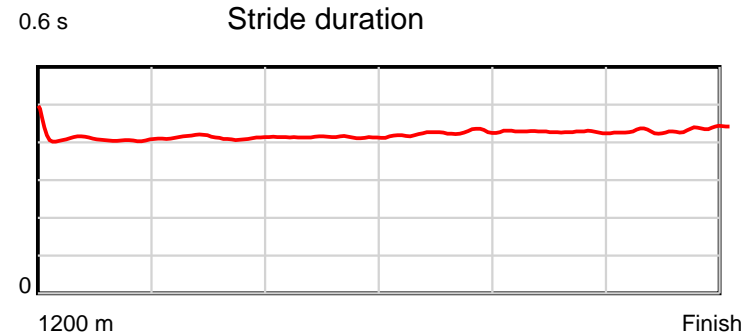
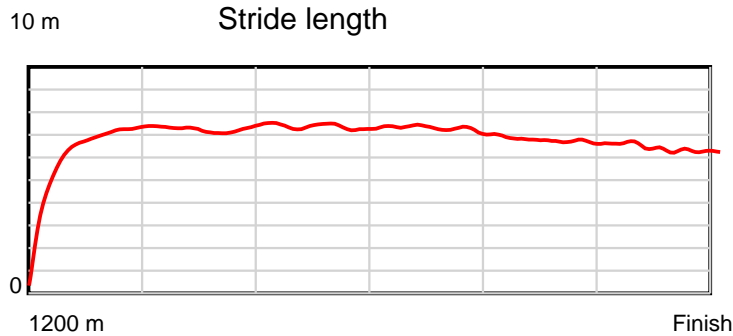
Disclaimer.

Tasracing Pty Ltd and Thoroughbred Ratings Pty Ltd accepts no responsibility for the completeness or accuracy of any of the information contained herein, and makes no representations about its suitability for any particular purpose. Users should make their own judgements about those matters and/or seek independent advice. You assume all risks associated with use of the data provided on this page.

Race Results

June 22, 2014, Race 3, 2UP MDN-SW, Distance 1200m, Mowbray - Offset 4m

Result	TAB no.	Horse (Barrier)	1200 to	1000m to	800m to	600m to	400m to	200m to	Total or	Margin
12th	9	Billemma (12)	1000m	800m	600m	400m	200m	WP	Average	
		Position in running (margin)	-	3(0.4)	8(3.7)	12(5.5)	12(7.4)	12(9.9)		14.30
		Sectional time (s)	14.08	11.90	11.81	11.98	12.82	13.78		
		Cumulative time (s)	76.37	62.29	50.39	38.58	26.60	13.78	1:16.37	
		Speed (m/s)	14.20	16.81	16.93	16.69	15.60	14.51	15.71	
		Stride length (m)	5.79	6.94	7.01	7.10	6.67	6.30	6.60	
		Stride duration (s)	0.414	0.413	0.414	0.425	0.427	0.434	0.420	
		Stride efficiency (%)	52.33	75.27	76.88	78.81	69.51	62.01	68.09	
		Stride count	34.56	28.82	28.51	28.16	29.99	31.75	181.79	



Note: Horizontal distance axis grid lines are 200m furlongs.

Disclaimer.

Tasracing Pty Ltd and Thoroughbred Ratings Pty Ltd accepts no responsibility for the completeness or accuracy of any of the information contained herein, and makes no representations about its suitability for any particular purpose. Users should make their own judgements about those matters and/or seek independent advice. You assume all risks associated with use of the data provided on this page.