



Race Results

Tasmanian Turf Club, Launceston, June 22, 2014

Compilation date: June 23, 2014, 10:36:48 AM (EST)

Copyright © 2014 Tasracing Pty Ltd. All rights reserved.

Trademarks.

StrideMASTER is a registered trademark of Thoroughbred Ratings Pty Ltd.

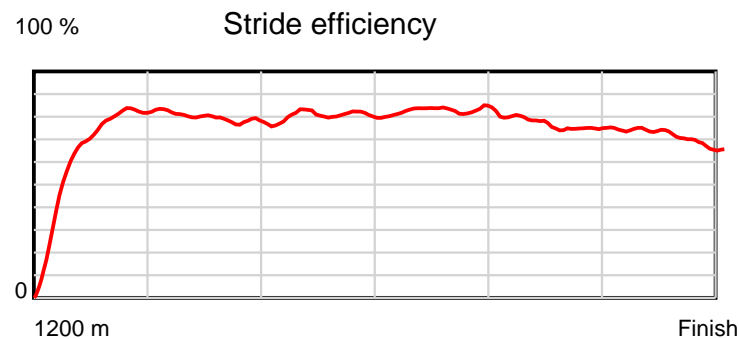
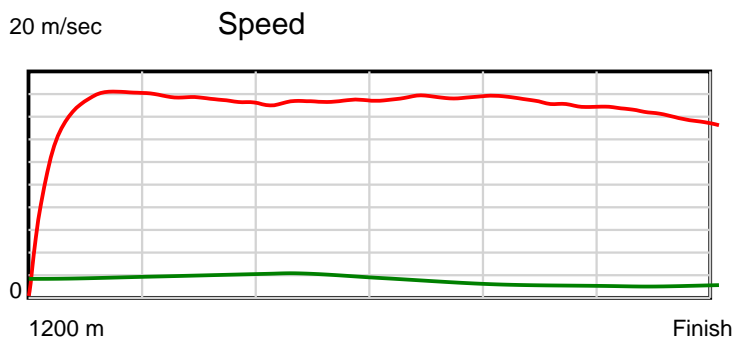
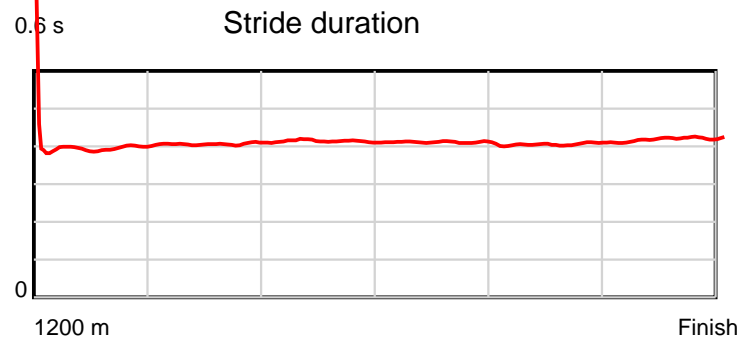
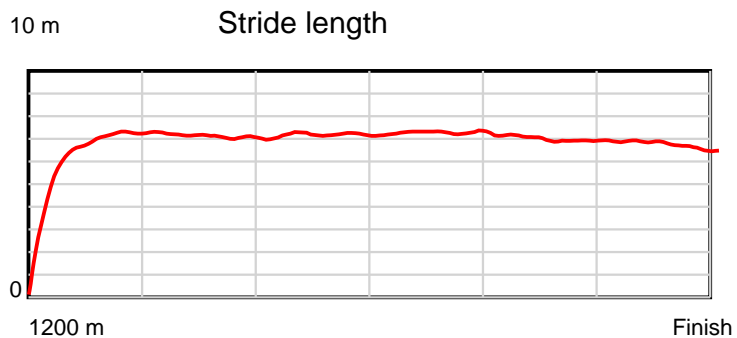
Disclaimer.

Tasracing Pty Ltd and Thoroughbred Ratings Pty Ltd accepts no responsibility for the completeness or accuracy of any of the information contained herein, and makes no representations about its suitability for any particular purpose. Users should make their own judgements about those matters and/or seek independent advice. You assume all risks associated with use of the data provided on this page.

Race Results

June 22, 2014, Race 4, 2Y HCP, Distance 1200m, Mowbray - Offset 4m

Result	TAB no.	Horse (Barrier)	1200 to	1000m to	800m to	600m to	400m to	200m to	Total or	Margin
1st	1	Valiant Warri... (4)	1000m	800m	600m	400m	200m	WP	Average	
		Position in running (margin)	-	2(0.3)	1(0.0)	1(0.0)	1(0.0)	1(0.0)		0.00
		Sectional time (s)	13.80	11.70	12.01	11.49	11.98	12.80		
		Cumulative time (s)	73.78	59.98	48.28	36.27	24.77	12.80	1:13.78	
		Speed (m/s)	14.49	17.09	16.65	17.41	16.69	15.62	16.26	
		Stride length (m)	5.68	6.93	6.89	7.12	6.79	6.57	6.63	
		Stride duration (s)	0.392	0.406	0.414	0.409	0.407	0.420	0.407	
		Stride efficiency (%)	50.36	75.12	74.27	79.30	71.99	67.38	68.61	
		Stride count	35.23	28.85	29.01	28.08	29.47	30.46	181.10	



Note: Horizontal distance axis grid lines are 200m furlongs.

Disclaimer.

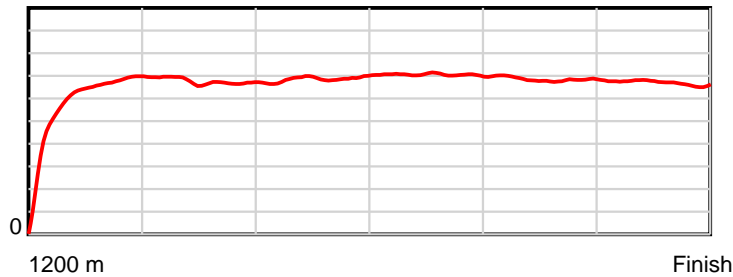
Tasracing Pty Ltd and Thoroughbred Ratings Pty Ltd accepts no responsibility for the completeness or accuracy of any of the information contained herein, and makes no representations about its suitability for any particular purpose. Users should make their own judgements about those matters and/or seek independent advice. You assume all risks associated with use of the data provided on this page.

Race Results

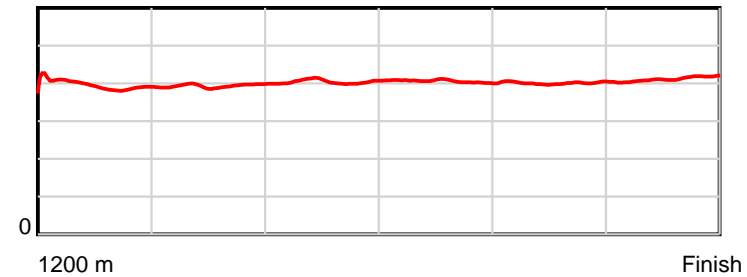
June 22, 2014, Race 4, 2Y HCP, Distance 1200m, Mowbray - Offset 4m

Result	TAB no.	Horse (Barrier)	1200 to	1000m to	800m to	600m to	400m to	200m to	Total or	Margin
2nd	10	Cool Kisses (8)	1000m	800m	600m	400m	200m	WP	Average	
		Position in running (margin)	-	6(3.7)	7(4.1)	7(5.1)	6(4.4)	4(4.2)		0.20
		Sectional time (s)	14.21	11.83	12.16	11.38	11.95	12.29		
		Cumulative time (s)	73.82	59.61	47.78	35.62	24.24	12.29	1:13.81	
		Speed (m/s)	14.08	16.91	16.45	17.57	16.74	16.27	16.26	
		Stride length (m)	5.45	6.65	6.64	7.11	6.70	6.72	6.50	
		Stride duration (s)	0.394	0.393	0.404	0.405	0.400	0.413	0.400	
		Stride efficiency (%)	46.41	69.05	68.87	79.10	70.16	70.61	66.01	
		Stride count	36.70	30.09	30.13	28.11	29.85	29.75	184.63	

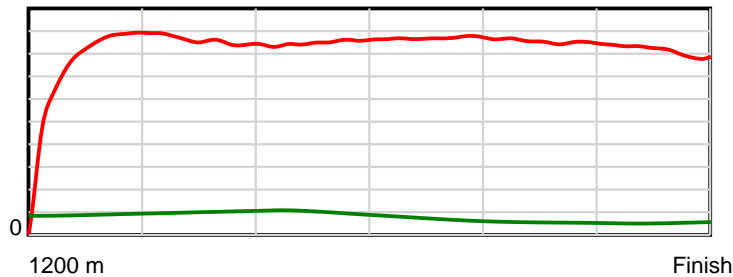
10 m Stride length



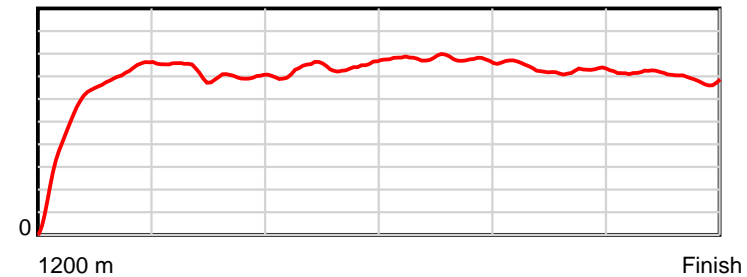
0.6 s Stride duration



20 m/sec Speed



100 % Stride efficiency



Note: Horizontal distance axis grid lines are 200m furlongs.

Disclaimer.

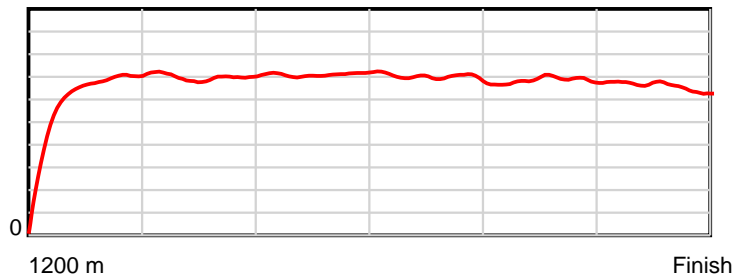
Tasracing Pty Ltd and Thoroughbred Ratings Pty Ltd accepts no responsibility for the completeness or accuracy of any of the information contained herein, and makes no representations about its suitability for any particular purpose. Users should make their own judgements about those matters and/or seek independent advice. You assume all risks associated with use of the data provided on this page.

Race Results

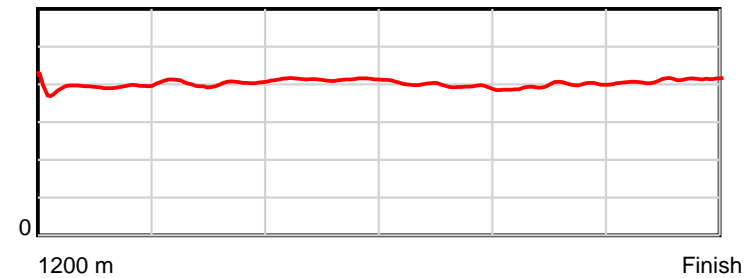
June 22, 2014, Race 4, 2Y HCP, Distance 1200m, Mowbray - Offset 4m

Result	TAB no.	Horse (Barrier)	1200 to	1000m to	800m to	600m to	400m to	200m to	Total or	Margin
3rd	6	Arachne (6)	1000m	800m	600m	400m	200m	WP	Average	
		Position in running (margin)	-	3(0.4)	3(0.6)	2(1.2)	2(1.1)	2(1.2)		0.40
		Sectional time (s)	13.88	11.77	12.12	11.47	12.00	12.61		
		Cumulative time (s)	73.85	59.97	48.20	36.08	24.61	12.61	1:13.84	
		Speed (m/s)	14.41	16.99	16.50	17.44	16.67	15.86	16.25	
		Stride length (m)	5.48	6.86	6.82	6.90	6.62	6.52	6.49	
		Stride duration (s)	0.390	0.404	0.413	0.395	0.397	0.411	0.400	
		Stride efficiency (%)	46.98	73.54	72.76	74.30	68.47	66.50	65.88	
		Stride count	36.48	29.15	29.31	29.00	30.21	30.66	184.81	

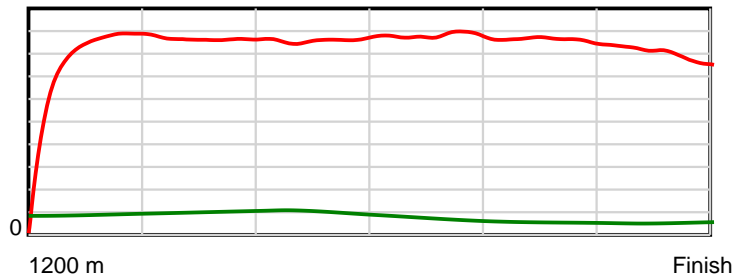
10 m Stride length



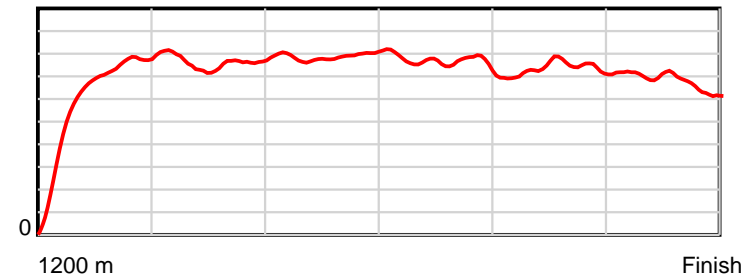
0.6 s Stride duration



20 m/sec Speed



100 % Stride efficiency



Note: Horizontal distance axis grid lines are 200m furlongs.

Disclaimer.

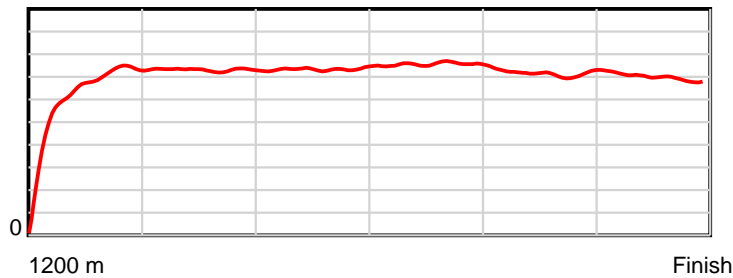
Tasracing Pty Ltd and Thoroughbred Ratings Pty Ltd accepts no responsibility for the completeness or accuracy of any of the information contained herein, and makes no representations about its suitability for any particular purpose. Users should make their own judgements about those matters and/or seek independent advice. You assume all risks associated with use of the data provided on this page.

Race Results

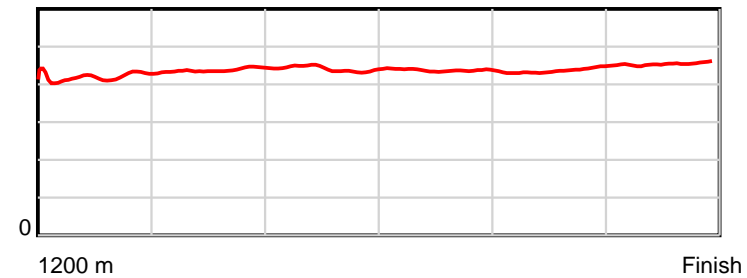
June 22, 2014, Race 4, 2Y HCP, Distance 1200m, Mowbray - Offset 4m

Result	TAB no.	Horse (Barrier)	1200 to	1000m to	800m to	600m to	400m to	200m to	Total or	Margin
4th	4	Magnasa (1)	1000m	800m	600m	400m	200m	WP	Average	
		Position in running (margin)	-	5(2.5)	5(3.6)	6(4.3)	5(3.7)	5(5.0)		2.90
		Sectional time (s)	13.82	11.94	12.12	11.39	12.19	12.85		
		Cumulative time (s)	74.32	60.50	48.55	36.43	25.04	12.85	1:14.31	
		Speed (m/s)	14.47	16.75	16.50	17.56	16.41	15.56	16.15	
		Stride length (m)	5.76	7.34	7.27	7.68	7.15	7.09	6.99	
		Stride duration (s)	0.414	0.438	0.441	0.438	0.436	0.455	0.433	
		Stride efficiency (%)	51.81	84.09	82.68	92.23	79.95	78.49	76.34	
		Stride count	34.73	27.26	27.49	26.03	27.96	28.22	171.69	

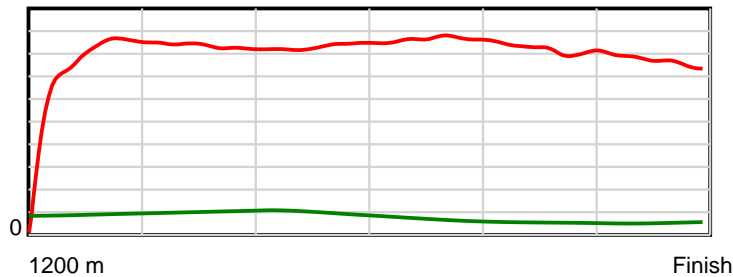
10 m Stride length



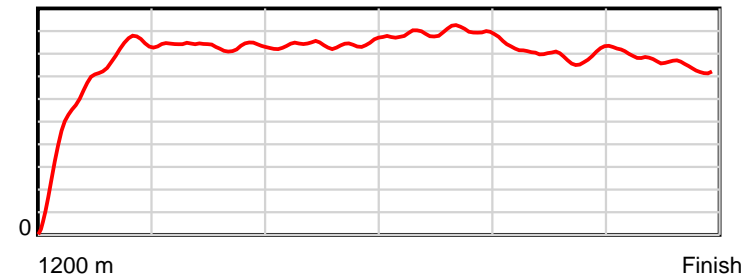
0.6 s Stride duration



20 m/sec Speed



100 % Stride efficiency



Note: Horizontal distance axis grid lines are 200m furlongs.

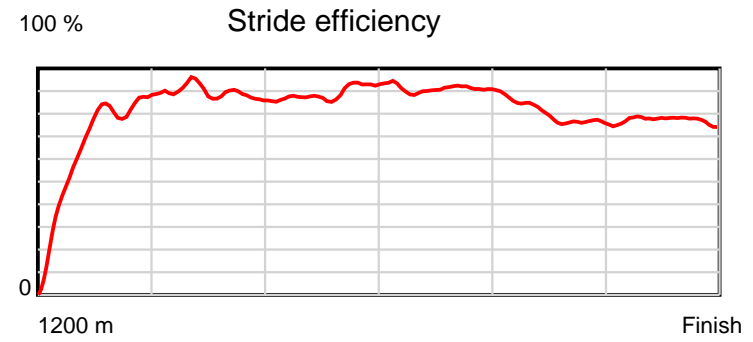
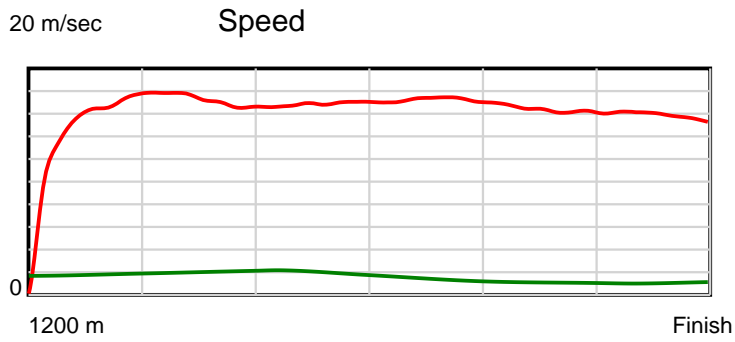
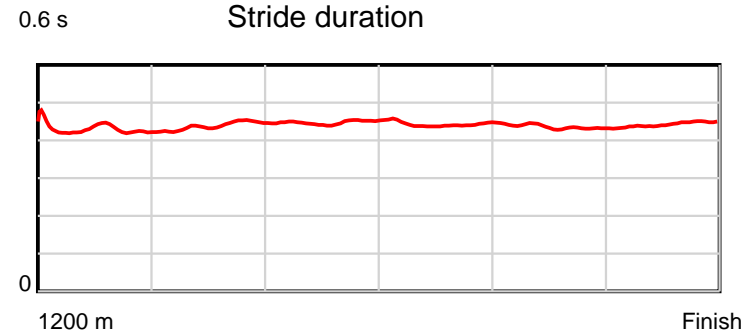
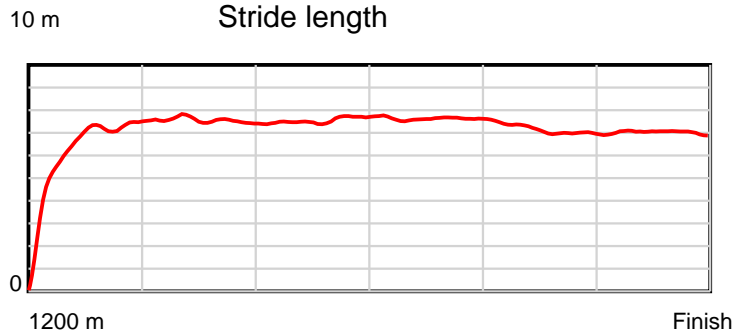
Disclaimer.

Tasracing Pty Ltd and Thoroughbred Ratings Pty Ltd accepts no responsibility for the completeness or accuracy of any of the information contained herein, and makes no representations about its suitability for any particular purpose. Users should make their own judgements about those matters and/or seek independent advice. You assume all risks associated with use of the data provided on this page.

Race Results

June 22, 2014, Race 4, 2Y HCP, Distance 1200m, Mowbray - Offset 4m

Result	TAB no.	Horse (Barrier)	1200 to	1000m to	800m to	600m to	400m to	200m to	Total or	Margin
5th	7	Gwemrae (5)	1000m	800m	600m	400m	200m	WP	Average	
		Position in running (margin)	-	8(5.4)	8(4.9)	8(5.1)	7(5.4)	6(7.0)		4.90
		Sectional time (s)	14.57	11.68	12.04	11.54	12.24	12.63		
		Cumulative time (s)	74.70	60.13	48.46	36.41	24.87	12.63	1:14.70	
		Speed (m/s)	13.73	17.12	16.61	17.33	16.34	15.84	16.07	
		Stride length (m)	5.81	7.52	7.42	7.66	7.10	7.03	7.03	
		Stride duration (s)	0.434	0.439	0.447	0.442	0.435	0.444	0.438	
		Stride efficiency (%)	52.73	88.32	86.12	91.76	78.85	77.28	77.25	
		Stride count	34.43	26.60	26.94	26.10	28.16	28.44	170.67	



Note: Horizontal distance axis grid lines are 200m furlongs.

Disclaimer.

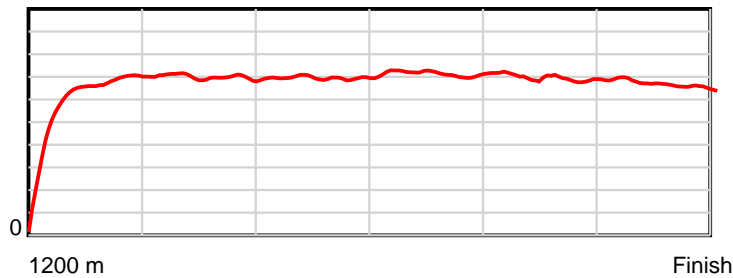
Tasracing Pty Ltd and Thoroughbred Ratings Pty Ltd accepts no responsibility for the completeness or accuracy of any of the information contained herein, and makes no representations about its suitability for any particular purpose. Users should make their own judgements about those matters and/or seek independent advice. You assume all risks associated with use of the data provided on this page.

Race Results

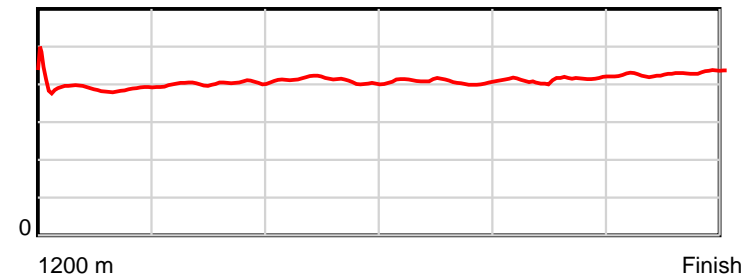
June 22, 2014, Race 4, 2Y HCP, Distance 1200m, Mowbray - Offset 4m

Result	TAB no.	Horse (Barrier)	1200 to	1000m to	800m to	600m to	400m to	200m to	Total or	Margin
6th	9	Watch Over Me (2)	1000m	800m	600m	400m	200m	WP	Average	
		Position in running (margin)	-	1(0.0)	2(0.4)	3(1.7)	3(2.2)	3(3.8)		6.20
		Sectional time (s)	13.91	11.81	12.22	11.59	12.25	13.15		
		Cumulative time (s)	74.94	61.03	49.22	36.99	25.41	13.15	1:14.93	
		Speed (m/s)	14.38	16.93	16.37	17.26	16.33	15.21	16.01	
		Stride length (m)	5.51	6.82	6.70	7.04	6.69	6.53	6.51	
		Stride duration (s)	0.389	0.403	0.410	0.408	0.410	0.430	0.406	
		Stride efficiency (%)	47.48	72.77	70.18	77.52	69.87	66.69	66.21	
		Stride count	36.28	29.31	29.84	28.40	29.91	30.62	184.36	

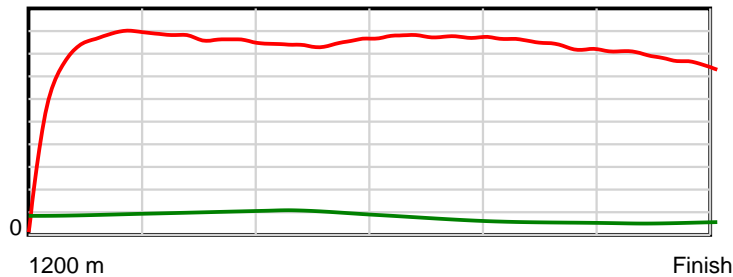
10 m Stride length



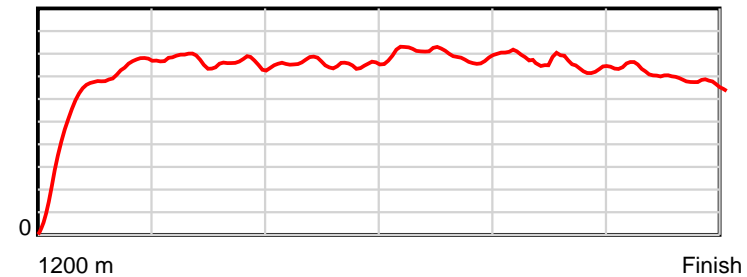
0.6 s Stride duration



20 m/sec Speed



100 % Stride efficiency



Note: Horizontal distance axis grid lines are 200m furlongs.

Disclaimer.

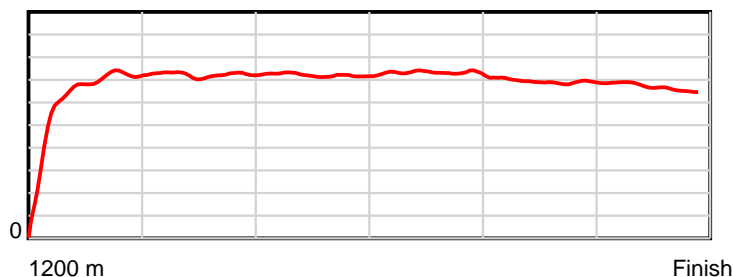
Tasracing Pty Ltd and Thoroughbred Ratings Pty Ltd accepts no responsibility for the completeness or accuracy of any of the information contained herein, and makes no representations about its suitability for any particular purpose. Users should make their own judgements about those matters and/or seek independent advice. You assume all risks associated with use of the data provided on this page.

Race Results

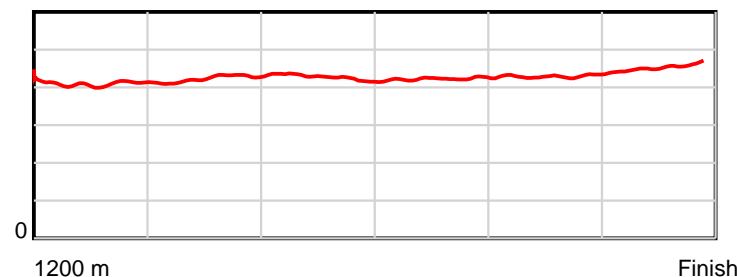
June 22, 2014, Race 4, 2Y HCP, Distance 1200m, Mowbray - Offset 4m

Result	TAB no.	Horse (Barrier)	1200 to	1000m to	800m to	600m to	400m to	200m to	Total or	Margin
7th	2	Our Winston (3)	1000m	800m	600m	400m	200m	WP	Average	
		Position in running (margin)	-	9(6.1)	6(4.1)	5(3.9)	4(3.5)	7(7.4)		9.50
		Sectional time (s)	14.56	11.42	11.97	11.43	12.62	13.56		
		Cumulative time (s)	75.57	61.01	49.59	37.62	26.19	13.56	1:15.56	
		Speed (m/s)	13.73	17.51	16.71	17.50	15.85	14.75	15.88	
		Stride length (m)	5.52	7.39	7.14	7.37	6.79	6.68	6.75	
		Stride duration (s)	0.414	0.422	0.428	0.421	0.428	0.453	0.425	
		Stride efficiency (%)	47.66	85.25	79.69	84.98	71.96	69.77	71.16	
		Stride count	36.21	27.08	28.01	27.12	29.47	29.93	177.82	

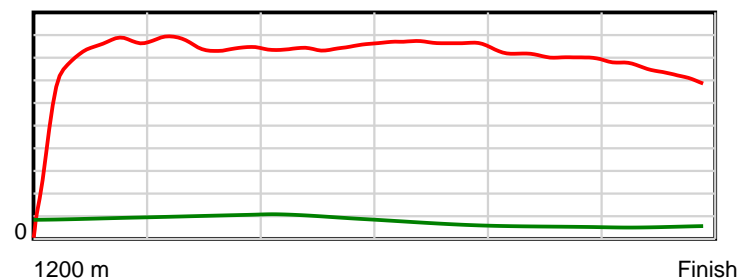
10 m Stride length



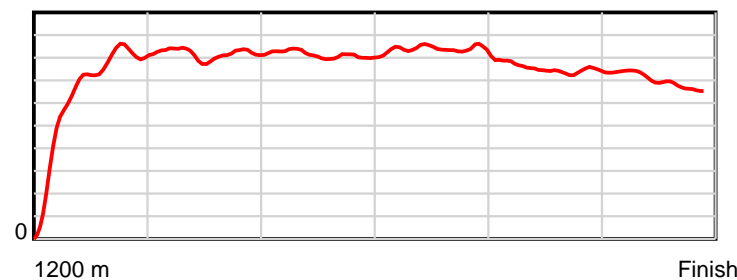
0.6 s Stride duration



20 m/sec Speed



100 % Stride efficiency



Note: Horizontal distance axis grid lines are 200m furlongs.

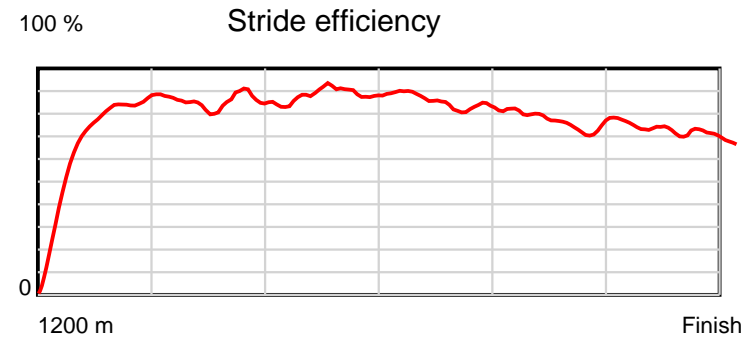
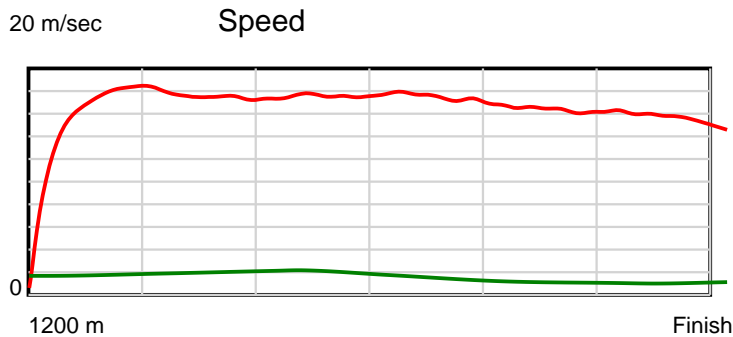
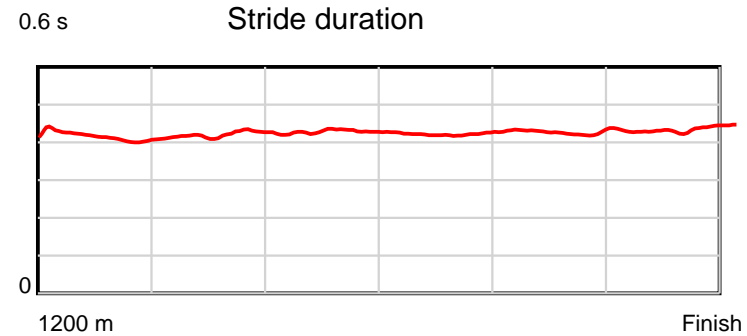
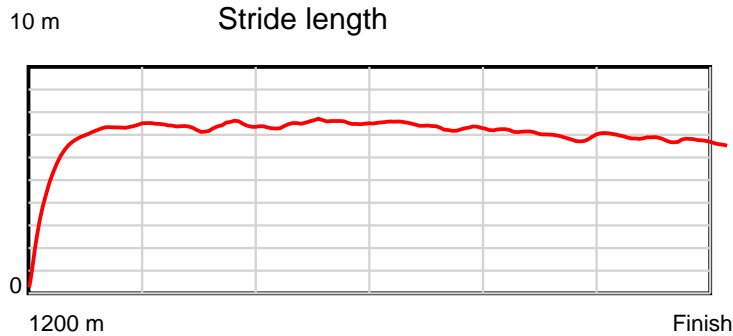
Disclaimer.

Tasracing Pty Ltd and Thoroughbred Ratings Pty Ltd accepts no responsibility for the completeness or accuracy of any of the information contained herein, and makes no representations about its suitability for any particular purpose. Users should make their own judgements about those matters and/or seek independent advice. You assume all risks associated with use of the data provided on this page.

Race Results

June 22, 2014, Race 4, 2Y HCP, Distance 1200m, Mowbray - Offset 4m

Result	TAB no.	Horse (Barrier)	1200 to	1000m to	800m to	600m to	400m to	200m to	Total or	Margin
8th	5	Ali Grace (9)	1000m	800m	600m	400m	200m	WP	Average	
		Position in running (margin)	-	4(2.2)	4(2.4)	4(3.7)	8(5.4)	8(10.3)		11.80
		Sectional time (s)	14.17	11.79	12.22	11.78	12.79	13.26		
		Cumulative time (s)	76.02	61.85	50.06	37.84	26.05	13.26	1:16.01	
		Speed (m/s)	14.11	16.96	16.37	16.98	15.64	15.08	15.78	
		Stride length (m)	5.74	7.12	6.98	7.17	6.68	6.57	6.67	
		Stride duration (s)	0.415	0.420	0.427	0.422	0.427	0.435	0.423	
		Stride efficiency (%)	51.46	79.19	76.23	80.23	69.79	67.40	69.55	
		Stride count	34.85	28.09	28.64	27.91	29.93	30.45	179.87	



Note: Horizontal distance axis grid lines are 200m furlongs.

Disclaimer.

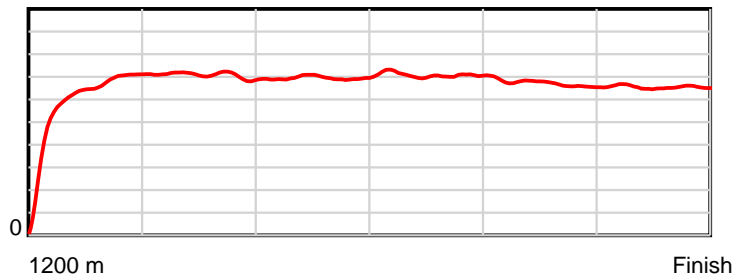
Tasracing Pty Ltd and Thoroughbred Ratings Pty Ltd accepts no responsibility for the completeness or accuracy of any of the information contained herein, and makes no representations about its suitability for any particular purpose. Users should make their own judgements about those matters and/or seek independent advice. You assume all risks associated with use of the data provided on this page.

Race Results

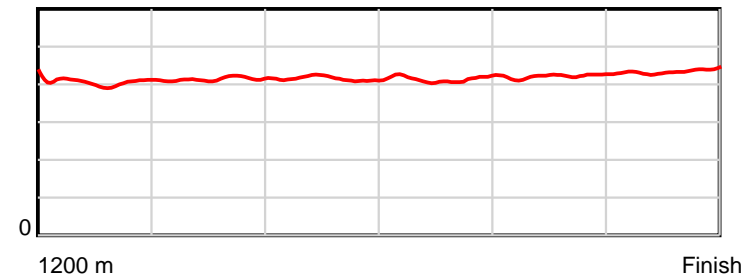
June 22, 2014, Race 4, 2Y HCP, Distance 1200m, Mowbray - Offset 4m

Result	TAB no.	Horse (Barrier)	1200 to	1000m to	800m to	600m to	400m to	200m to	Total or	Margin
9th	3	Anytime Soon (7)	1000m	800m	600m	400m	200m	WP	Average	
		Position in running (margin)	-	7(4.6)	9(5.0)	9(5.3)	9(6.2)	9(11.8)		13.10
		Sectional time (s)	14.38	11.82	12.06	11.64	12.91	13.48		
		Cumulative time (s)	76.28	61.90	50.08	38.02	26.38	13.48	1:16.28	
		Speed (m/s)	13.91	16.92	16.58	17.18	15.49	14.84	15.73	
		Stride length (m)	5.54	7.01	6.86	7.11	6.53	6.46	6.54	
		Stride duration (s)	0.408	0.414	0.414	0.414	0.422	0.435	0.416	
		Stride efficiency (%)	47.90	76.68	73.59	78.99	66.68	65.24	66.82	
		Stride count	36.12	28.55	29.14	28.13	30.62	30.95	183.51	

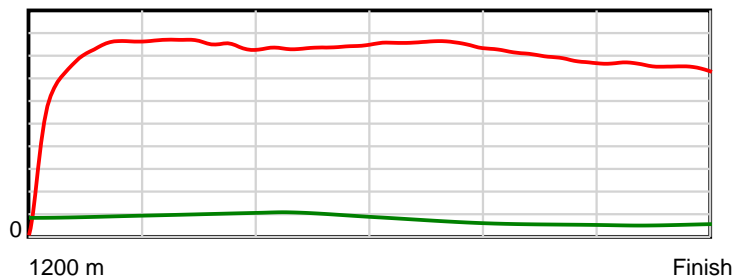
10 m Stride length



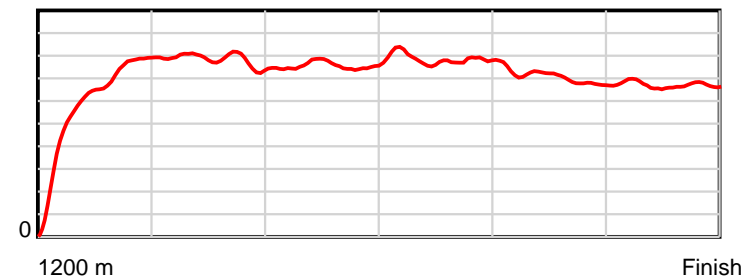
0.6 s Stride duration



20 m/sec Speed



100 % Stride efficiency



Note: Horizontal distance axis grid lines are 200m furlongs.

Disclaimer.

Tasracing Pty Ltd and Thoroughbred Ratings Pty Ltd accepts no responsibility for the completeness or accuracy of any of the information contained herein, and makes no representations about its suitability for any particular purpose. Users should make their own judgements about those matters and/or seek independent advice. You assume all risks associated with use of the data provided on this page.