



Race Results

Tasmanian Turf Club, Launceston, June 22, 2014

Compilation date: June 23, 2014, 10:37:21 AM (EST)

Copyright © 2014 Tasracing Pty Ltd. All rights reserved.

Trademarks.

StrideMASTER is a registered trademark of Thoroughbred Ratings Pty Ltd.

Disclaimer.

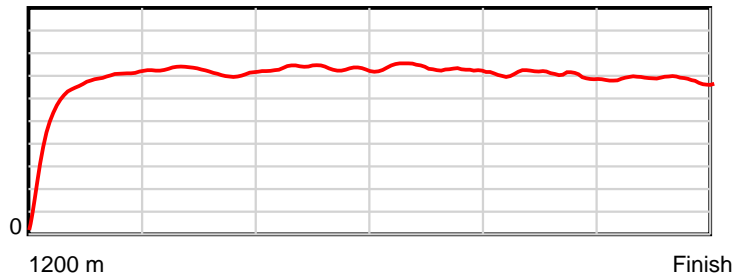
Tasracing Pty Ltd and Thoroughbred Ratings Pty Ltd accepts no responsibility for the completeness or accuracy of any of the information contained herein, and makes no representations about its suitability for any particular purpose. Users should make their own judgements about those matters and/or seek independent advice. You assume all risks associated with use of the data provided on this page.

Race Results

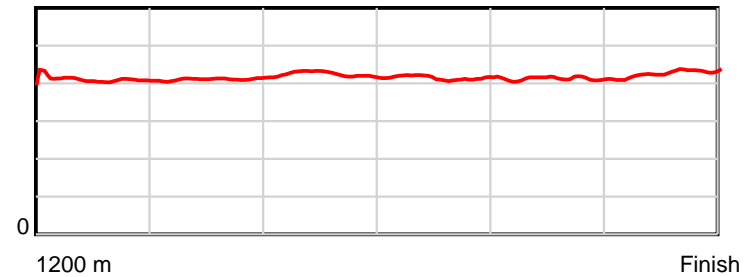
June 22, 2014, Race 5, CL2, Distance 1200m, Mowbray - Offset 4m

Result	TAB no.	Horse (Barrier)	1200 to	1000m to	800m to	600m to	400m to	200m to	Total or	Margin
1st	1	Van Diemens Fi... (3)	1000m	800m	600m	400m	200m	WP	Average	
		Position in running (margin)	-	5(2.8)	4(2.1)	3(2.7)	3(2.5)	1(0.0)		0.00
		Sectional time (s)	14.32	11.42	11.82	11.41	12.05	12.75		
		Cumulative time (s)	73.78	59.46	48.03	36.21	24.80	12.75	1:13.78	
		Speed (m/s)	13.97	17.51	16.92	17.53	16.60	15.69	16.26	
		Stride length (m)	5.71	7.18	7.16	7.26	6.82	6.72	6.76	
		Stride duration (s)	0.409	0.410	0.423	0.414	0.411	0.428	0.416	
		Stride efficiency (%)	50.92	80.66	80.17	82.38	72.65	70.55	71.47	
		Stride count	35.04	27.84	27.92	27.54	29.33	29.77	177.44	

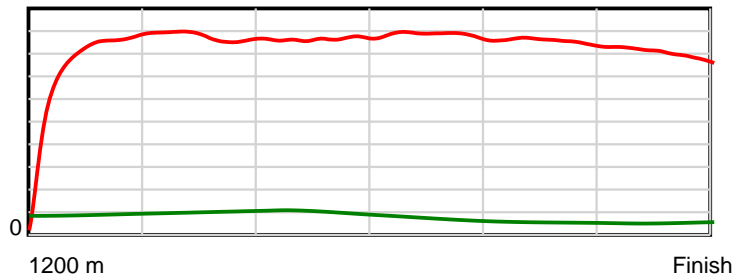
10 m Stride length



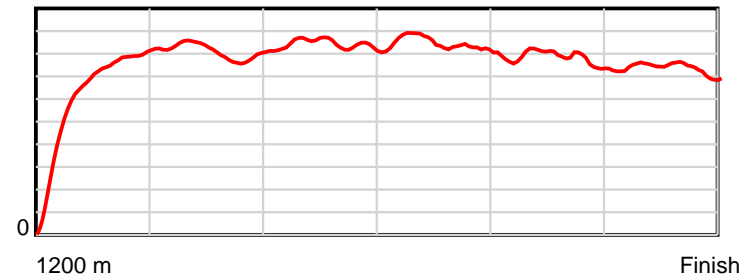
0.6 s Stride duration



20 m/sec Speed



100 % Stride efficiency



Note: Horizontal distance axis grid lines are 200m furlongs.

Disclaimer.

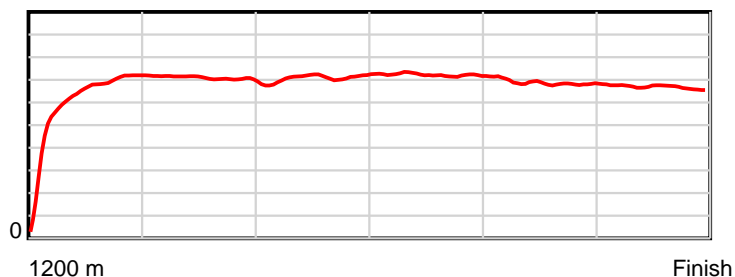
Tasracing Pty Ltd and Thoroughbred Ratings Pty Ltd accepts no responsibility for the completeness or accuracy of any of the information contained herein, and makes no representations about its suitability for any particular purpose. Users should make their own judgements about those matters and/or seek independent advice. You assume all risks associated with use of the data provided on this page.

Race Results

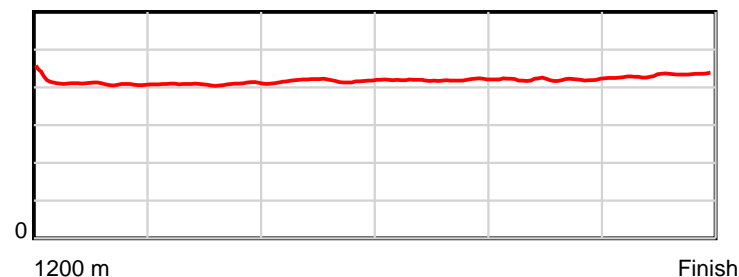
June 22, 2014, Race 5, CL2, Distance 1200m, Mowbray - Offset 4m

Result	TAB no.	Horse (Barrier)	1200 to	1000m to	800m to	600m to	400m to	200m to	Total or	Margin
2nd	5	Sister Quest (1)	1000m	800m	600m	400m	200m	WP	Average	
		Position in running (margin)	-	3(1.2)	2(0.7)	2(2.6)	2(2.4)	3(2.8)		1.80
		Sectional time (s)	13.78	11.46	12.04	11.43	12.53	12.88		
		Cumulative time (s)	74.11	60.33	48.88	36.84	25.41	12.88	1:14.11	
		Speed (m/s)	14.51	17.45	16.61	17.50	15.96	15.53	16.19	
		Stride length (m)	5.77	7.14	6.92	7.34	6.70	6.73	6.73	
		Stride duration (s)	0.410	0.409	0.416	0.419	0.420	0.433	0.415	
		Stride efficiency (%)	51.99	79.65	74.80	84.17	70.24	70.74	70.70	
		Stride count	34.67	28.01	28.91	27.25	29.83	29.73	178.40	

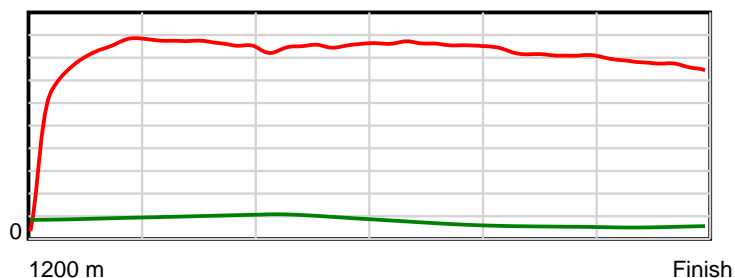
10 m Stride length



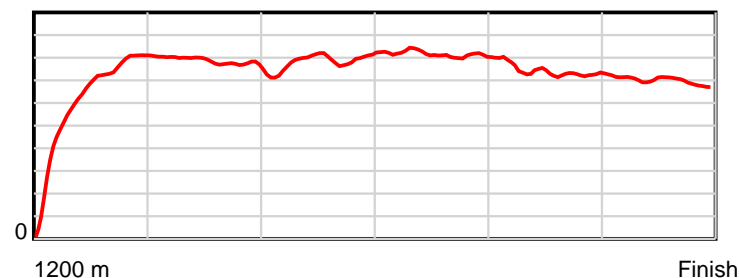
0.6 s Stride duration



20 m/sec Speed



100 % Stride efficiency



Note: Horizontal distance axis grid lines are 200m furlongs.

Disclaimer.

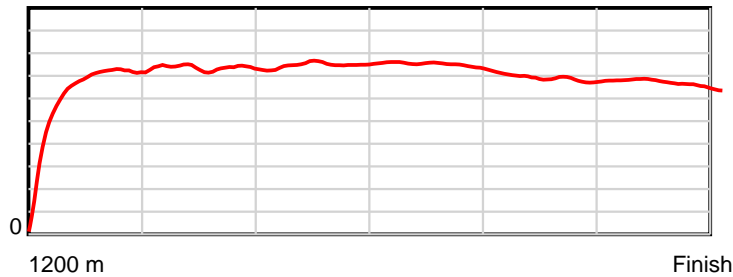
Tasracing Pty Ltd and Thoroughbred Ratings Pty Ltd accepts no responsibility for the completeness or accuracy of any of the information contained herein, and makes no representations about its suitability for any particular purpose. Users should make their own judgements about those matters and/or seek independent advice. You assume all risks associated with use of the data provided on this page.

Race Results

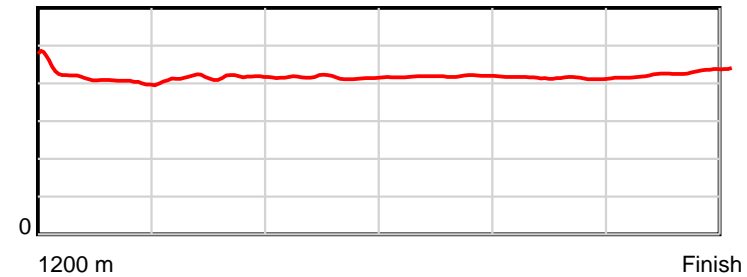
June 22, 2014, Race 5, CL2, Distance 1200m, Mowbray - Offset 4m

Result	TAB no.	Horse (Barrier)	1200 to	1000m to	800m to	600m to	400m to	200m to	Total or	Margin
3rd	2	Fanesto (6)	1000m	800m	600m	400m	200m	WP	Average	
		Position in running (margin)	-	1(0.0)	1(0.0)	1(0.0)	1(0.0)	2(0.7)		3.60
		Sectional time (s)	14.12	11.54	11.73	11.45	12.58	13.03		
		Cumulative time (s)	74.45	60.33	48.79	37.07	25.61	13.03	1:14.45	
		Speed (m/s)	14.16	17.33	17.05	17.47	15.90	15.35	16.12	
		Stride length (m)	5.92	7.19	7.08	7.31	6.58	6.61	6.75	
		Stride duration (s)	0.415	0.415	0.415	0.419	0.414	0.431	0.419	
		Stride efficiency (%)	54.71	80.89	78.28	83.52	67.66	68.30	71.12	
		Stride count	33.80	27.80	28.26	27.36	30.40	30.25	177.87	

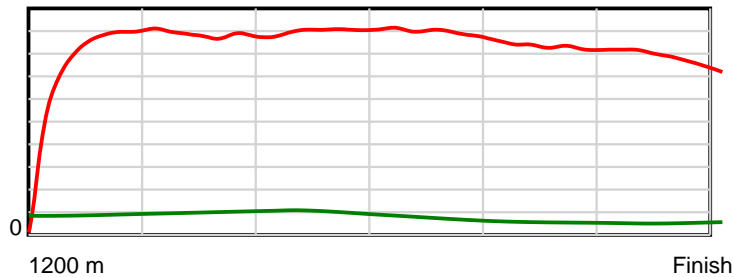
10 m Stride length



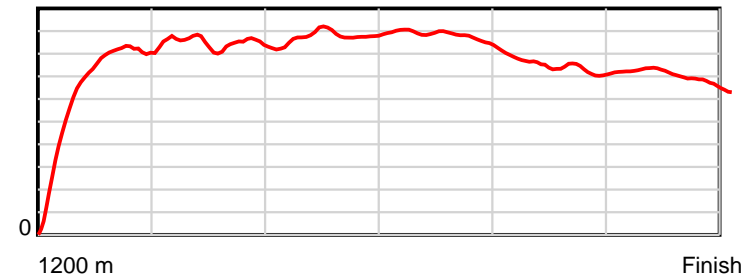
0.6 s Stride duration



20 m/sec Speed



100 % Stride efficiency



Note: Horizontal distance axis grid lines are 200m furlongs.

Disclaimer.

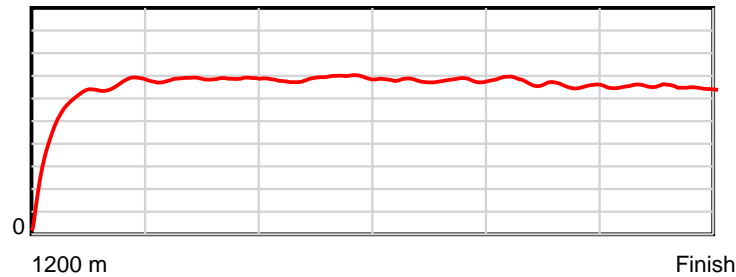
Tasracing Pty Ltd and Thoroughbred Ratings Pty Ltd accepts no responsibility for the completeness or accuracy of any of the information contained herein, and makes no representations about its suitability for any particular purpose. Users should make their own judgements about those matters and/or seek independent advice. You assume all risks associated with use of the data provided on this page.

Race Results

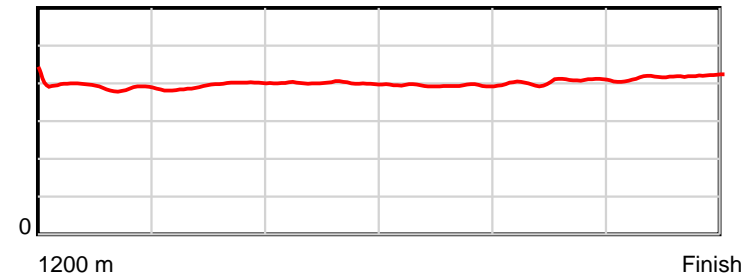
June 22, 2014, Race 5, CL2, Distance 1200m, Mowbray - Offset 4m

Result	TAB no.	Horse (Barrier)	1200 to	1000m to	800m to	600m to	400m to	200m to	Total or	Margin
4th	4	Zarimby (4)	1000m	800m	600m	400m	200m	WP	Average	
		Position in running (margin)	-	2(1.2)	3(1.2)	5(4.8)	4(5.0)	4(6.4)		5.90
		Sectional time (s)	13.94	11.54	12.32	11.49	12.69	12.89		
		Cumulative time (s)	74.88	60.94	49.39	37.07	25.58	12.89	1:14.87	
		Speed (m/s)	14.34	17.33	16.23	17.41	15.76	15.52	16.02	
		Stride length (m)	5.56	6.83	6.50	6.85	6.38	6.48	6.40	
		Stride duration (s)	0.392	0.394	0.400	0.394	0.405	0.418	0.400	
		Stride efficiency (%)	48.37	72.97	65.92	73.28	63.68	65.71	64.08	
		Stride count	35.95	29.27	30.79	29.21	31.33	30.84	187.39	

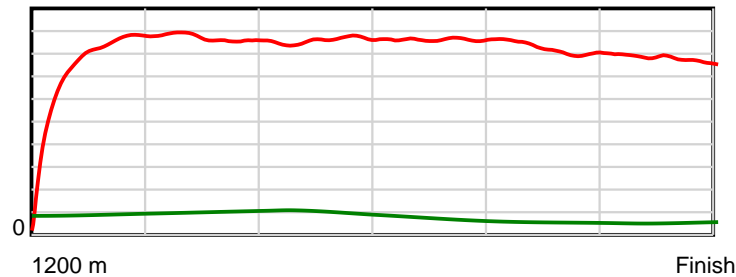
10 m Stride length



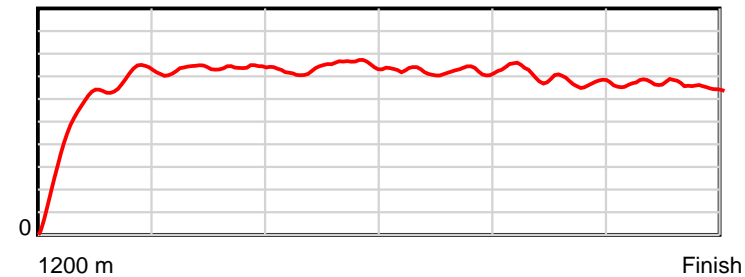
0.6 s Stride duration



20 m/sec Speed



100 % Stride efficiency



Note: Horizontal distance axis grid lines are 200m furlongs.

Disclaimer.

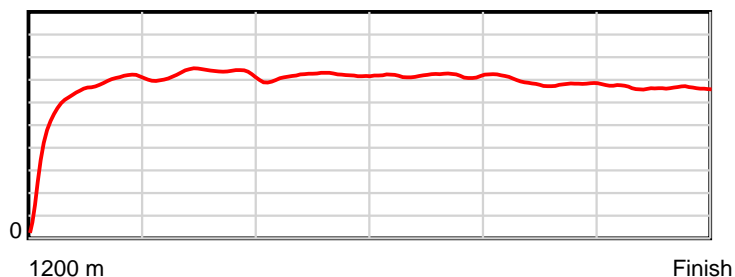
Tasracing Pty Ltd and Thoroughbred Ratings Pty Ltd accepts no responsibility for the completeness or accuracy of any of the information contained herein, and makes no representations about its suitability for any particular purpose. Users should make their own judgements about those matters and/or seek independent advice. You assume all risks associated with use of the data provided on this page.

Race Results

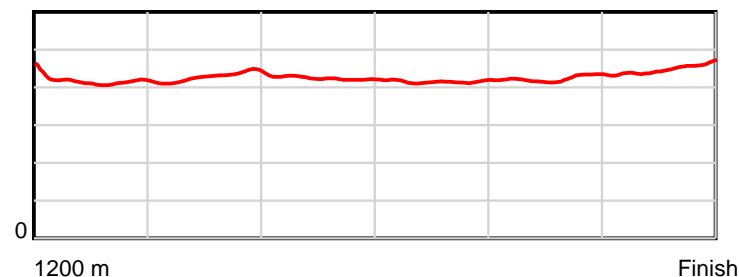
June 22, 2014, Race 5, CL2, Distance 1200m, Mowbray - Offset 4m

Result	TAB no.	Horse (Barrier)	1200 to	1000m to	800m to	600m to	400m to	200m to	Total or	Margin
5th	3	Poucher (5)	1000m	800m	600m	400m	200m	WP	Average	
		Position in running (margin)	-	4(1.9)	6(4.5)	6(6.8)	5(6.4)	5(7.8)		10.20
		Sectional time (s)	14.16	11.97	12.10	11.39	12.71	13.38		
		Cumulative time (s)	75.71	61.55	49.58	37.48	26.09	13.38	1:15.70	
		Speed (m/s)	14.12	16.71	16.53	17.56	15.74	14.95	15.85	
		Stride length (m)	5.82	7.16	6.99	7.28	6.67	6.74	6.74	
		Stride duration (s)	0.415	0.429	0.423	0.414	0.424	0.451	0.425	
		Stride efficiency (%)	52.86	80.17	76.36	82.82	69.42	71.07	70.97	
		Stride count	34.39	27.92	28.61	27.47	30.01	29.66	178.06	

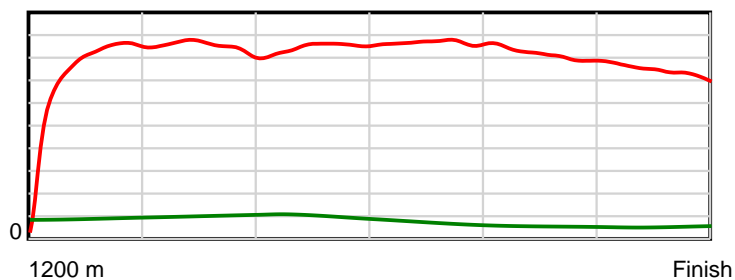
10 m Stride length



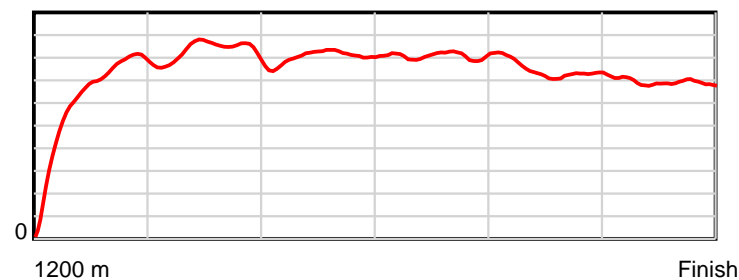
0.6 s Stride duration



20 m/sec Speed



100 % Stride efficiency



Note: Horizontal distance axis grid lines are 200m furlongs.

Disclaimer.

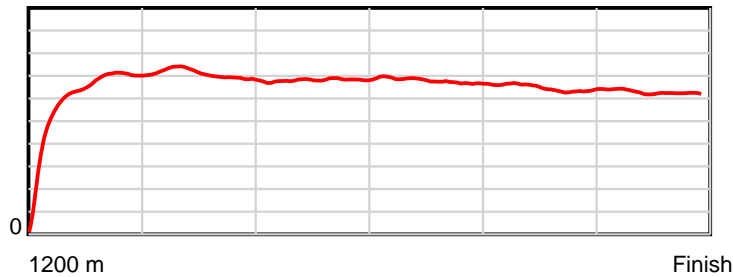
Tasracing Pty Ltd and Thoroughbred Ratings Pty Ltd accepts no responsibility for the completeness or accuracy of any of the information contained herein, and makes no representations about its suitability for any particular purpose. Users should make their own judgements about those matters and/or seek independent advice. You assume all risks associated with use of the data provided on this page.

Race Results

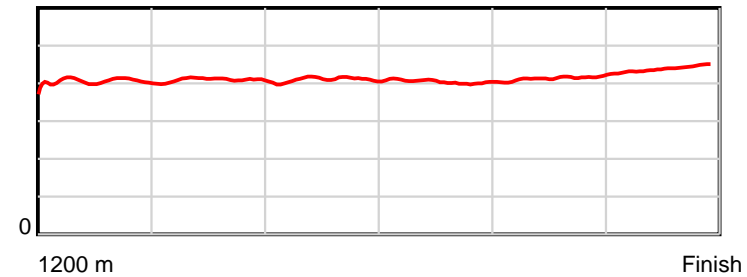
June 22, 2014, Race 5, CL2, Distance 1200m, Mowbray - Offset 4m

Result	TAB no.	Horse (Barrier)	1200 to	1000m to	800m to	600m to	400m to	200m to	Total or	Margin
6th	7	Well Written (2)	1000m	800m	600m	400m	200m	WP	Average	
		Position in running (margin)	-	6(3.3)	5(2.4)	4(4.4)	6(6.4)	6(8.8)		13.50
		Sectional time (s)	14.38	11.38	12.06	11.79	12.86	13.89		
		Cumulative time (s)	76.36	61.98	50.59	38.54	26.75	13.89	1:16.36	
		Speed (m/s)	13.91	17.57	16.58	16.96	15.55	14.40	15.72	
		Stride length (m)	5.60	7.19	6.79	6.85	6.42	6.33	6.49	
		Stride duration (s)	0.401	0.409	0.409	0.404	0.413	0.439	0.413	
		Stride efficiency (%)	49.02	80.84	72.04	73.33	64.32	62.54	65.78	
		Stride count	35.71	27.81	29.46	29.20	31.17	31.61	184.96	

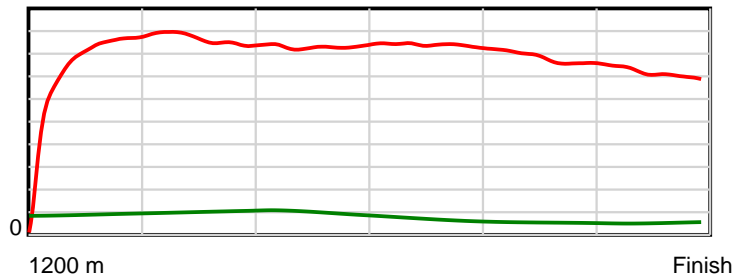
10 m Stride length



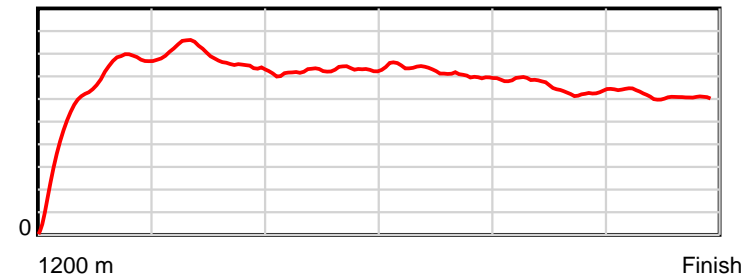
0.6 s Stride duration



20 m/sec Speed



100 % Stride efficiency



Note: Horizontal distance axis grid lines are 200m furlongs.

Disclaimer.

Tasracing Pty Ltd and Thoroughbred Ratings Pty Ltd accepts no responsibility for the completeness or accuracy of any of the information contained herein, and makes no representations about its suitability for any particular purpose. Users should make their own judgements about those matters and/or seek independent advice. You assume all risks associated with use of the data provided on this page.