



## Race Results

Tasmanian Turf Club, Launceston, June 22, 2014

Compilation date: June 23, 2014, 10:41:09 AM (EST)

Copyright © 2014 Tasracing Pty Ltd. All rights reserved.

### Trademarks.

StrideMASTER is a registered trademark of Thoroughbred Ratings Pty Ltd.

### Disclaimer.

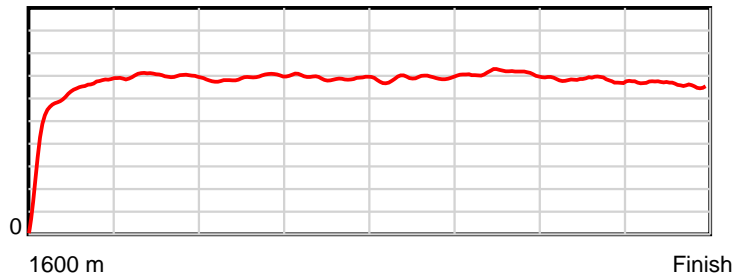
Tasracing Pty Ltd and Thoroughbred Ratings Pty Ltd accepts no responsibility for the completeness or accuracy of any of the information contained herein, and makes no representations about its suitability for any particular purpose. Users should make their own judgements about those matters and/or seek independent advice. You assume all risks associated with use of the data provided on this page.

# Race Results

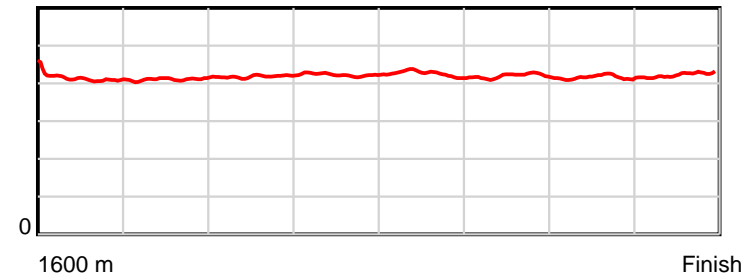
June 22, 2014, Race 7, BM62, Distance 1600m, Mowbray - Offset 4m

Result	TAB no.	Horse (Barrier)	1600 to	1400m to	1200m to	1000m to	800m to	600m to	400m to	200m to	Total or	Margin
1st	14	<b>Chimed Inn (6)</b>	<b>1400m</b>	<b>1200m</b>	<b>1000m</b>	<b>800m</b>	<b>600m</b>	<b>400m</b>	<b>200m</b>	<b>WP</b>	<b>Average</b>	
		Position in running (margin)	-	11(6.6)	10(5.2)	10(5.4)	8(6.2)	8(8.6)	6(4.3)	2(0.0)		0.00
		Sectional time (s)	16.43	11.49	12.01	12.29	12.84	11.76	12.46	12.70		
		Cumulative time (s)	101.97	85.54	74.05	62.04	49.75	36.92	25.16	12.70	1:41.97	
		Speed (m/s)	12.17	17.41	16.65	16.27	15.58	17.01	16.05	15.75	15.69	
		Stride length (m)	5.33	7.13	6.96	6.88	6.62	7.13	6.65	6.66	6.62	
		Stride duration (s)	0.411	0.410	0.418	0.423	0.425	0.419	0.415	0.423	0.422	
		Stride efficiency (%)	44.35	79.54	75.59	73.98	68.47	79.43	69.19	69.36	68.46	
		Stride count	37.54	28.03	28.76	29.07	30.21	28.05	30.06	30.02	241.74	

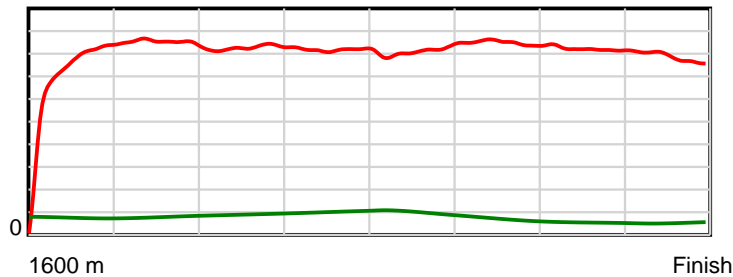
10 m Stride length



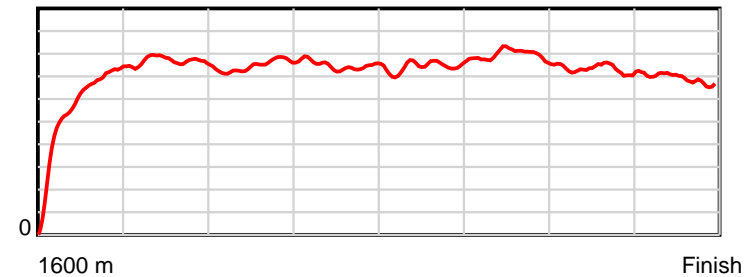
0.6 s Stride duration



20 m/sec Speed



100 % Stride efficiency



Note: Horizontal distance axis grid lines are 200m furlongs.

## Disclaimer.

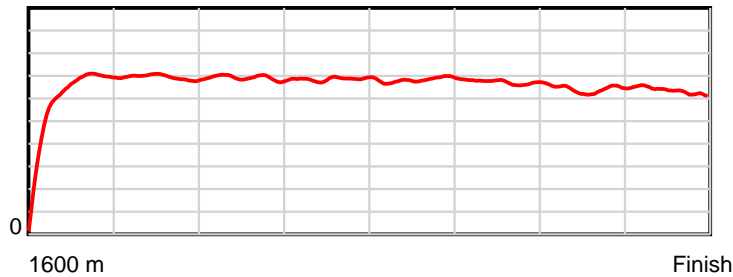
Tasracing Pty Ltd and Thoroughbred Ratings Pty Ltd accepts no responsibility for the completeness or accuracy of any of the information contained herein, and makes no representations about its suitability for any particular purpose. Users should make their own judgements about those matters and/or seek independent advice. You assume all risks associated with use of the data provided on this page.

# Race Results

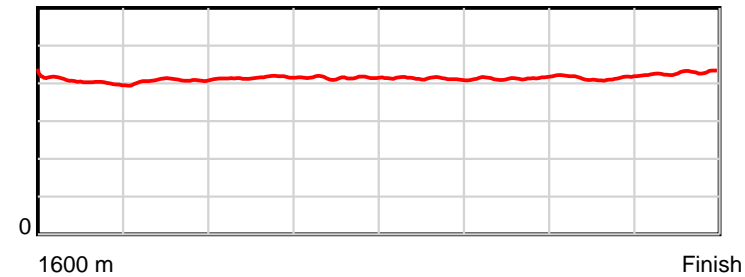
June 22, 2014, Race 7, BM62, Distance 1600m, Mowbray - Offset 4m

Result	TAB no.	Horse (Barrier)	1600 to	1400m to	1200m to	1000m to	800m to	600m to	400m to	200m to	Total or	Margin
2nd	1	<b>Reach the Moon (9)</b>	<b>1400m</b>	<b>1200m</b>	<b>1000m</b>	<b>800m</b>	<b>600m</b>	<b>400m</b>	<b>200m</b>	<b>WP</b>	<b>Average</b>	
		Position in running (margin)	-	4(1.2)	5(1.2)	3(0.4)	1(0.0)	1(0.0)	1(0.0)	1(0.0)		5.30
		Sectional time (s)	15.57	11.72	11.84	12.10	12.44	12.47	13.18	13.69		
		Cumulative time (s)	102.99	87.42	75.71	63.87	51.77	39.34	26.87	13.69	1:42.98	
		Speed (m/s)	12.84	17.06	16.89	16.53	16.08	16.04	15.17	14.61	15.53	
		Stride length (m)	5.44	6.96	7.01	6.86	6.63	6.62	6.29	6.25	6.47	
		Stride duration (s)	0.403	0.408	0.415	0.415	0.412	0.413	0.415	0.428	0.416	
		Stride efficiency (%)	46.25	75.77	76.79	73.54	68.60	68.55	61.86	61.02	65.39	
		Stride count	36.76	28.72	28.53	29.15	30.19	30.20	31.79	32.01	247.35	

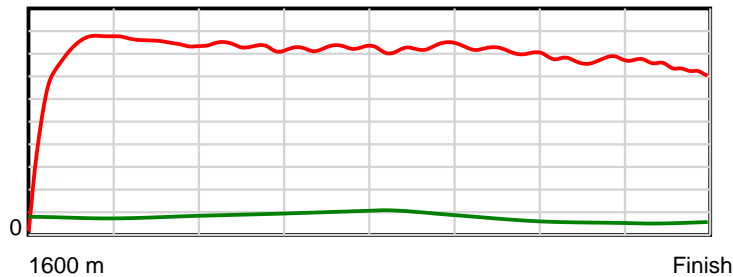
10 m Stride length



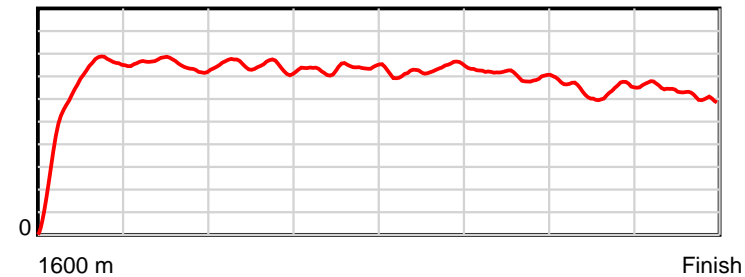
0.6 s Stride duration



20 m/sec Speed



100 % Stride efficiency



Note: Horizontal distance axis grid lines are 200m furlongs.

**Disclaimer.**

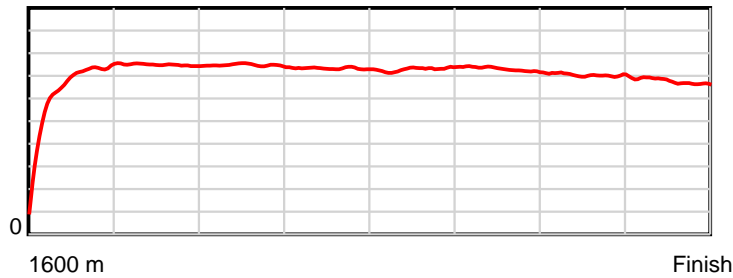
Tasracing Pty Ltd and Thoroughbred Ratings Pty Ltd accepts no responsibility for the completeness or accuracy of any of the information contained herein, and makes no representations about its suitability for any particular purpose. Users should make their own judgements about those matters and/or seek independent advice. You assume all risks associated with use of the data provided on this page.

# Race Results

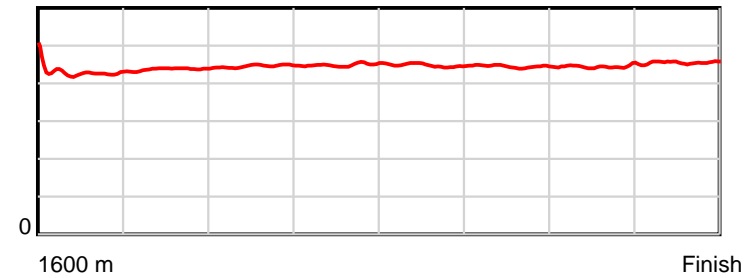
June 22, 2014, Race 7, BM62, Distance 1600m, Mowbray - Offset 4m

Result	TAB no.	Horse (Barrier)	1600 to	1400m to	1200m to	1000m to	800m to	600m to	400m to	200m to	Total or	Margin
3rd	6	Mr McCartney (8)	1400m	1200m	1000m	800m	600m	400m	200m	WP	Average	
		Position in running (margin)	-	2(0.5)	2(0.4)	1(0.0)	2(1.2)	2(2.2)	2(1.1)	3(0.6)		6.80
		Sectional time (s)	15.64	11.70	11.90	12.36	12.61	12.29	13.10	13.69		
		Cumulative time (s)	103.29	87.65	75.95	64.04	51.68	39.07	26.78	13.69	1:43.29	
		Speed (m/s)	12.79	17.09	16.81	16.18	15.86	16.27	15.27	14.61	15.49	
		Stride length (m)	5.91	7.48	7.49	7.24	7.07	7.24	6.79	6.67	6.95	
		Stride duration (s)	0.434	0.438	0.446	0.448	0.446	0.445	0.444	0.456	0.449	
		Stride efficiency (%)	54.62	87.36	87.67	82.00	78.11	81.98	71.97	69.50	75.46	
		Stride count	33.83	26.75	26.70	27.61	28.29	27.61	29.47	29.99	230.25	

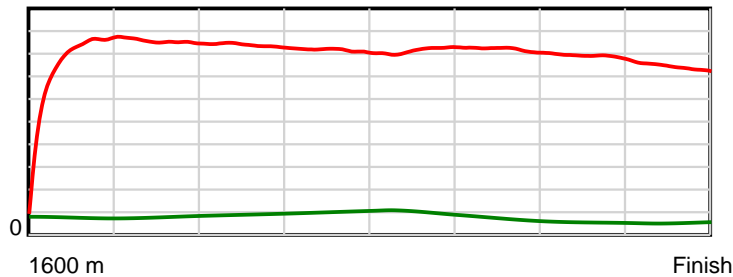
10 m Stride length



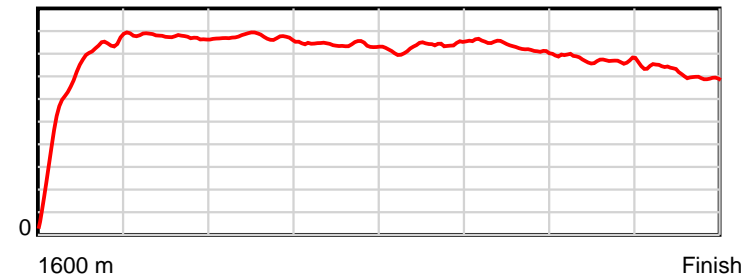
0.6 s Stride duration



20 m/sec Speed



100 % Stride efficiency



Note: Horizontal distance axis grid lines are 200m furlongs.

### Disclaimer.

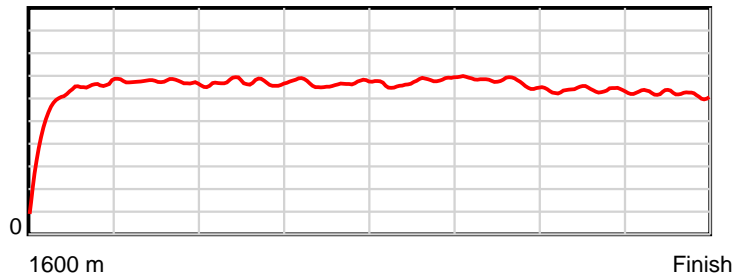
Tasracing Pty Ltd and Thoroughbred Ratings Pty Ltd accepts no responsibility for the completeness or accuracy of any of the information contained herein, and makes no representations about its suitability for any particular purpose. Users should make their own judgements about those matters and/or seek independent advice. You assume all risks associated with use of the data provided on this page.

# Race Results

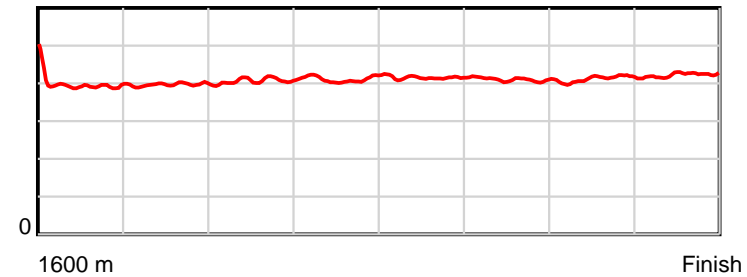
June 22, 2014, Race 7, BM62, Distance 1600m, Mowbray - Offset 4m

Result	TAB no.	Horse (Barrier)	1600 to	1400m to	1200m to	1000m to	800m to	600m to	400m to	200m to	Total or	Margin
4th	9	Newstart (5)	1400m	1200m	1000m	800m	600m	400m	200m	WP	Average	
		Position in running (margin)	-	3(0.8)	3(1.1)	5(1.8)	5(2.9)	4(4.0)	4(3.4)	4(3.3)		7.60
		Sectional time (s)	15.47	11.78	12.08	12.35	12.62	12.36	13.17	13.61		
		Cumulative time (s)	103.44	87.97	76.20	64.12	51.77	39.14	26.78	13.61	1:43.44	
		Speed (m/s)	12.92	16.98	16.56	16.19	15.85	16.18	15.19	14.70	15.47	
		Stride length (m)	5.50	6.71	6.73	6.66	6.56	6.63	6.24	6.23	6.38	
		Stride duration (s)	0.400	0.395	0.407	0.411	0.414	0.410	0.411	0.424	0.412	
		Stride efficiency (%)	47.22	70.31	70.86	69.29	67.24	68.63	60.77	60.66	63.61	
		Stride count	36.38	29.82	29.70	30.04	30.49	30.18	32.07	32.10	250.78	

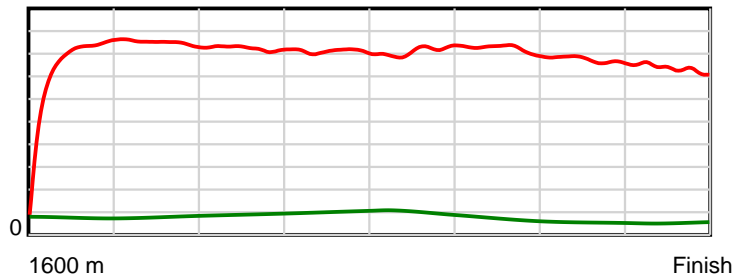
10 m Stride length



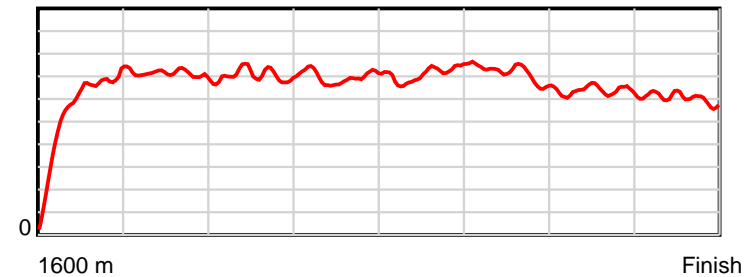
0.6 s Stride duration



20 m/sec Speed



100 % Stride efficiency



Note: Horizontal distance axis grid lines are 200m furlongs.

## Disclaimer.

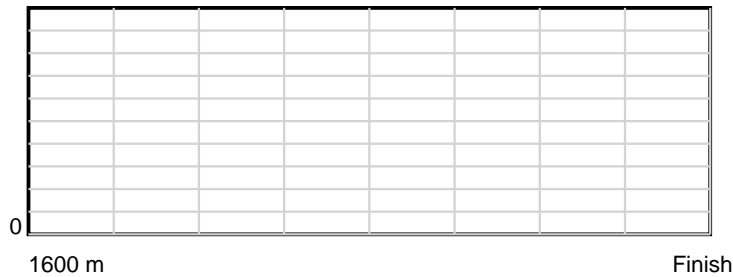
Tasracing Pty Ltd and Thoroughbred Ratings Pty Ltd accepts no responsibility for the completeness or accuracy of any of the information contained herein, and makes no representations about its suitability for any particular purpose. Users should make their own judgements about those matters and/or seek independent advice. You assume all risks associated with use of the data provided on this page.

# Race Results


June 22, 2014, Race 7, BM62, Distance 1600m, Mowbray - Offset 4m

Result	TAB no.	Horse (Barrier)	1600 to	1400m to	1200m to	1000m to	800m to	600m to	400m to	200m to	Total or	Margin
5th	8	<b>Freddie Two Sh... (3)</b>										
		Position in running (margin)										
		Sectional time (s)										
		Cumulative time (s)										
		Speed (m/s)										
		Stride length (m)										
		Stride duration (s)										
		Stride efficiency (%)										
		Stride count										

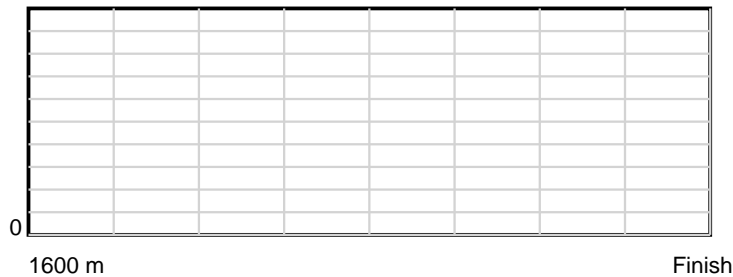
10 m Stride length



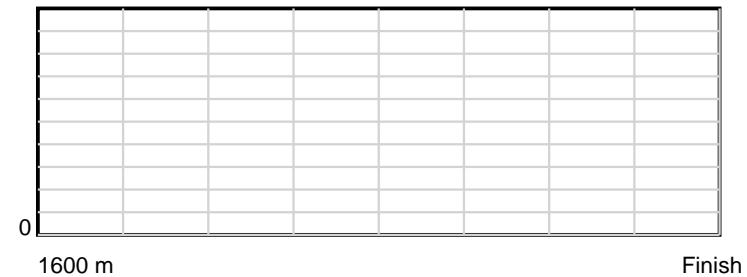
0.6 s Stride duration



20 m/sec Speed



100 % Stride efficiency



Note: Horizontal distance axis grid lines are 200m furlongs.

**Disclaimer.**

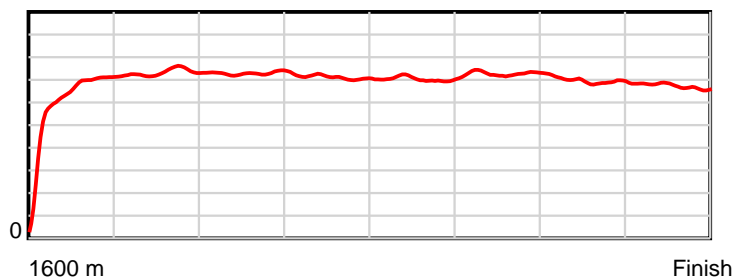
Tasracing Pty Ltd and Thoroughbred Ratings Pty Ltd accepts no responsibility for the completeness or accuracy of any of the information contained herein, and makes no representations about its suitability for any particular purpose. Users should make their own judgements about those matters and/or seek independent advice. You assume all risks associated with use of the data provided on this page.

# Race Results

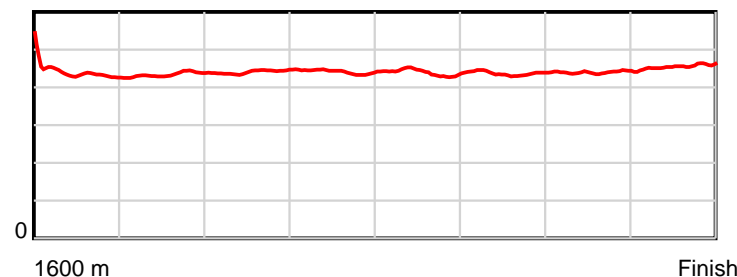
June 22, 2014, Race 7, BM62, Distance 1600m, Mowbray - Offset 4m

Result	TAB no.	Horse (Barrier)	1600 to	1400m to	1200m to	1000m to	800m to	600m to	400m to	200m to	Total or	Margin
6th	2	Revenging (7)	1400m	1200m	1000m	800m	600m	400m	200m	WP	Average	
		Position in running (margin)	-	8(5.5)	8(4.6)	8(4.7)	9(6.7)	9(10.1)	8(6.6)	5(5.7)		9.80
		Sectional time (s)	16.27	11.58	11.97	12.49	13.01	11.89	13.02	13.65		
		Cumulative time (s)	103.88	87.61	76.03	64.06	51.57	38.56	26.67	13.65	1:43.88	
		Speed (m/s)	12.29	17.27	16.71	16.01	15.37	16.82	15.36	14.65	15.40	
		Stride length (m)	5.78	7.50	7.36	7.07	6.75	7.34	6.75	6.71	6.86	
		Stride duration (s)	0.445	0.434	0.441	0.442	0.439	0.436	0.440	0.458	0.446	
		Stride efficiency (%)	52.14	87.89	84.65	78.10	71.16	84.16	71.27	70.27	73.64	
		Stride count	34.62	26.67	27.17	28.29	29.64	27.25	29.61	29.82	233.07	

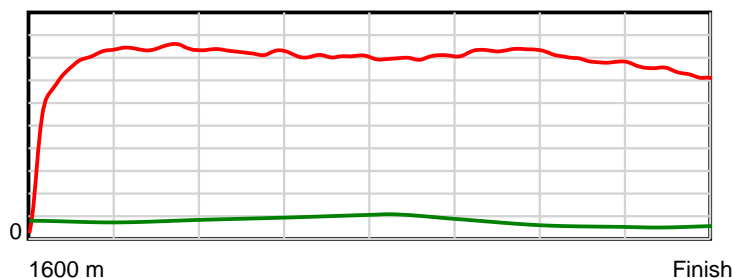
10 m Stride length



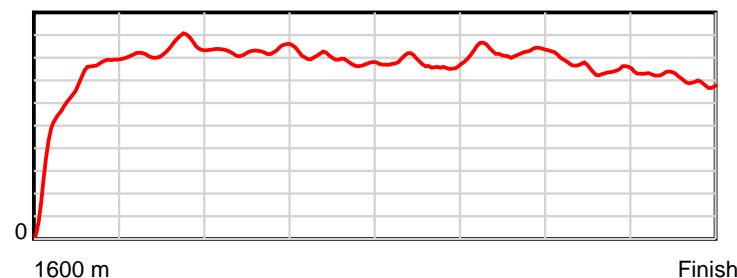
0.6 s Stride duration



20 m/sec Speed



100 % Stride efficiency



Note: Horizontal distance axis grid lines are 200m furlongs.

## Disclaimer.

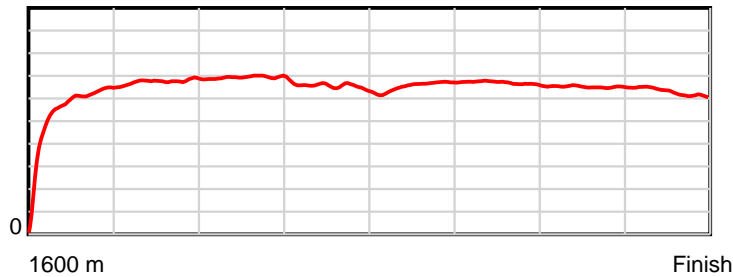
Tasracing Pty Ltd and Thoroughbred Ratings Pty Ltd accepts no responsibility for the completeness or accuracy of any of the information contained herein, and makes no representations about its suitability for any particular purpose. Users should make their own judgements about those matters and/or seek independent advice. You assume all risks associated with use of the data provided on this page.

# Race Results

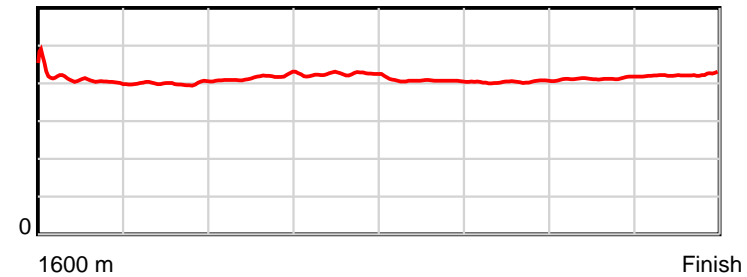
June 22, 2014, Race 7, BM62, Distance 1600m, Mowbray - Offset 4m

Result	TAB no.	Horse (Barrier)	1600 to	1400m to	1200m to	1000m to	800m to	600m to	400m to	200m to	Total or	Margin
7th	12	<b>Gee Gees Opera (10)</b>	<b>1400m</b>	<b>1200m</b>	<b>1000m</b>	<b>800m</b>	<b>600m</b>	<b>400m</b>	<b>200m</b>	<b>WP</b>	<b>Average</b>	
		Position in running (margin)	-	12(7.8)	12(7.7)	13(7.6)	13(13.2)	12(13.8)	12(10.8)	9(8.3)		10.10
		Sectional time (s)	16.51	11.70	11.96	13.10	12.53	11.97	12.76	13.41		
		Cumulative time (s)	103.94	87.43	75.73	63.77	50.67	38.14	26.17	13.41	1:43.94	
		Speed (m/s)	12.12	17.09	16.72	15.27	15.96	16.71	15.67	14.91	15.39	
		Stride length (m)	5.31	6.83	6.96	6.47	6.49	6.75	6.47	6.31	6.41	
		Stride duration (s)	0.413	0.400	0.416	0.424	0.407	0.404	0.413	0.424	0.416	
		Stride efficiency (%)	44.05	72.84	75.68	65.51	65.77	71.24	65.43	62.31	64.20	
		Stride count	37.67	29.29	28.74	30.89	30.83	29.62	30.91	31.67	249.62	

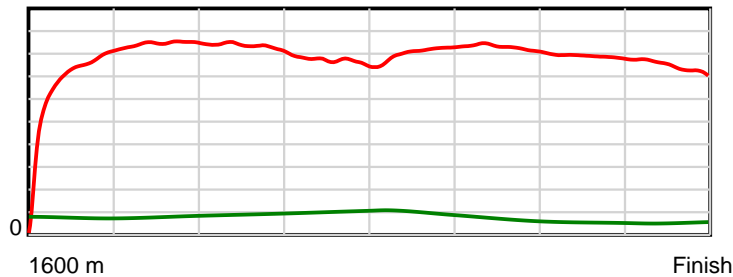
10 m Stride length



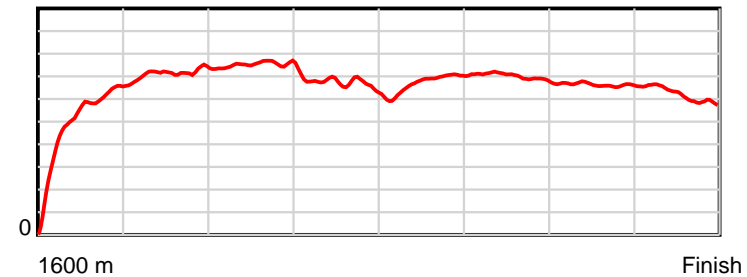
0.6 s Stride duration



20 m/sec Speed



100 % Stride efficiency



Note: Horizontal distance axis grid lines are 200m furlongs.

**Disclaimer.**

Tasracing Pty Ltd and Thoroughbred Ratings Pty Ltd accepts no responsibility for the completeness or accuracy of any of the information contained herein, and makes no representations about its suitability for any particular purpose. Users should make their own judgements about those matters and/or seek independent advice. You assume all risks associated with use of the data provided on this page.

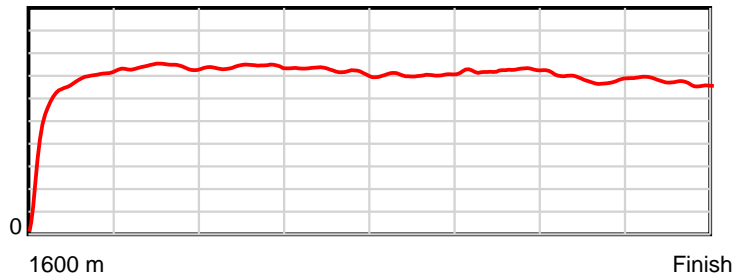


# Race Results

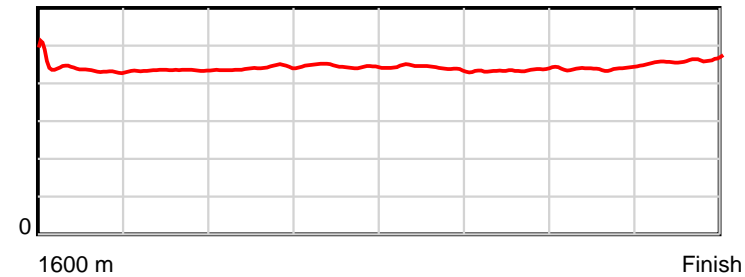
June 22, 2014, Race 7, BM62, Distance 1600m, Mowbray - Offset 4m

Result	TAB no.	Horse (Barrier)	1600 to	1400m to	1200m to	1000m to	800m to	600m to	400m to	200m to	Total or	Margin
8th	3	<b>Father Ned (4)</b>	<b>1400m</b>	<b>1200m</b>	<b>1000m</b>	<b>800m</b>	<b>600m</b>	<b>400m</b>	<b>200m</b>	<b>WP</b>	<b>Average</b>	
		Position in running (margin)	-	7(5.5)	7(3.7)	6(2.3)	6(3.6)	6(7.7)	7(5.4)	7(6.7)		10.90
		Sectional time (s)	16.28	11.42	11.74	12.38	13.12	12.09	13.39	13.68		
		Cumulative time (s)	104.10	87.82	76.39	64.66	52.28	39.15	27.07	13.68	1:44.09	
		Speed (m/s)	12.29	17.51	17.04	16.16	15.24	16.54	14.94	14.62	15.37	
		Stride length (m)	5.72	7.60	7.50	7.20	6.72	7.22	6.56	6.76	6.86	
		Stride duration (s)	0.439	0.434	0.440	0.446	0.441	0.436	0.439	0.462	0.446	
		Stride efficiency (%)	51.08	90.35	87.79	80.97	70.51	81.49	67.26	71.40	73.51	
		Stride count	34.98	26.30	26.68	27.78	29.77	27.70	30.48	29.59	233.28	

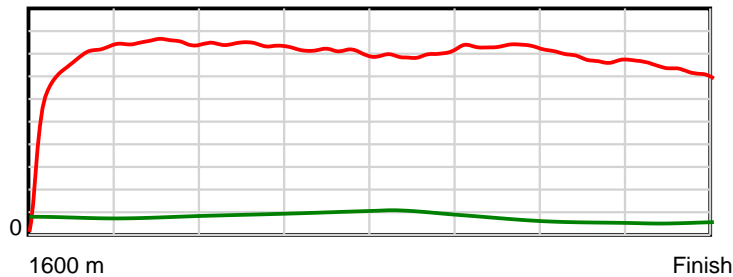
10 m Stride length



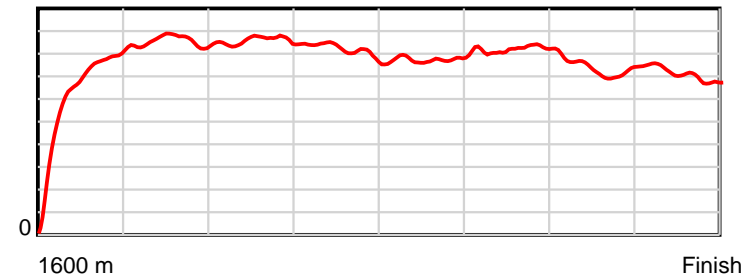
0.6 s Stride duration



20 m/sec Speed



100 % Stride efficiency



Note: Horizontal distance axis grid lines are 200m furlongs.

## Disclaimer.

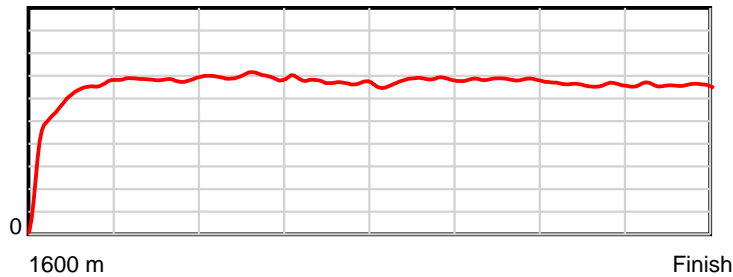
Tasracing Pty Ltd and Thoroughbred Ratings Pty Ltd accepts no responsibility for the completeness or accuracy of any of the information contained herein, and makes no representations about its suitability for any particular purpose. Users should make their own judgements about those matters and/or seek independent advice. You assume all risks associated with use of the data provided on this page.

# Race Results

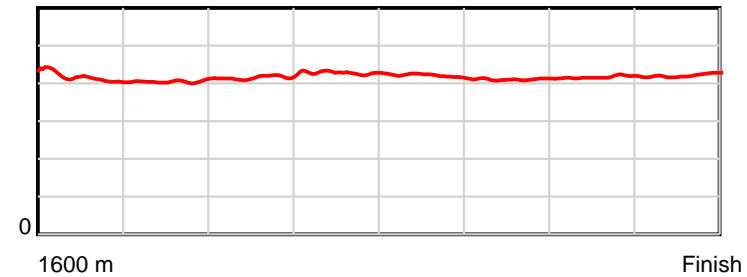
June 22, 2014, Race 7, BM62, Distance 1600m, Mowbray - Offset 4m

Result	TAB no.	Horse (Barrier)	1600 to	1400m to	1200m to	1000m to	800m to	600m to	400m to	200m to	Total or	Margin
9th	13	Savvy Princess (1)	1400m	1200m	1000m	800m	600m	400m	200m	WP	Average	
		Position in running (margin)	-	13(8.4)	13(8.1)	12(7.4)	12(11.4)	13(15.6)	13(12.8)	13(12.6)		11.70
		Sectional time (s)	16.78	11.66	11.85	12.83	13.14	12.01	13.15	12.85		
		Cumulative time (s)	104.26	87.48	75.81	63.97	51.13	38.00	25.99	12.85	1:44.26	
		Speed (m/s)	11.92	17.15	16.88	15.59	15.22	16.65	15.21	15.56	15.35	
		Stride length (m)	5.28	6.94	7.00	6.66	6.40	6.84	6.33	6.58	6.46	
		Stride duration (s)	0.418	0.405	0.414	0.427	0.421	0.411	0.416	0.423	0.421	
		Stride efficiency (%)	43.51	75.25	76.48	69.36	64.07	73.19	62.71	67.63	65.17	
		Stride count	37.90	28.82	28.59	30.02	31.23	29.22	31.57	30.40	247.75	

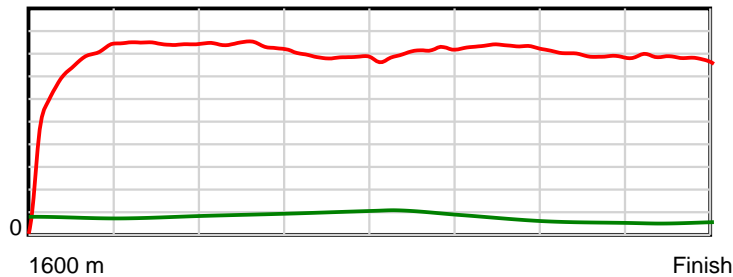
10 m Stride length



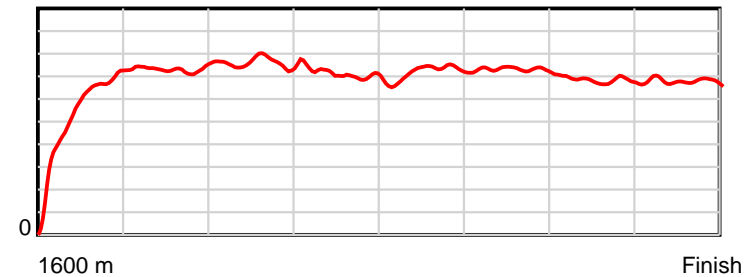
0.6 s Stride duration



20 m/sec Speed



100 % Stride efficiency



Note: Horizontal distance axis grid lines are 200m furlongs.

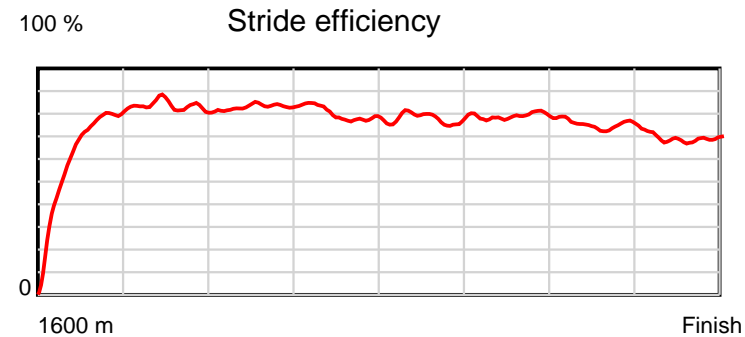
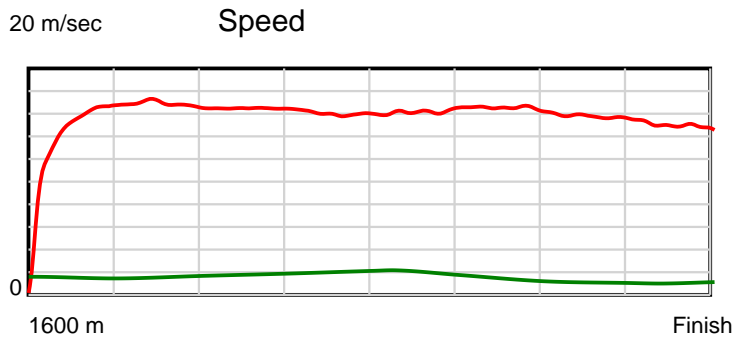
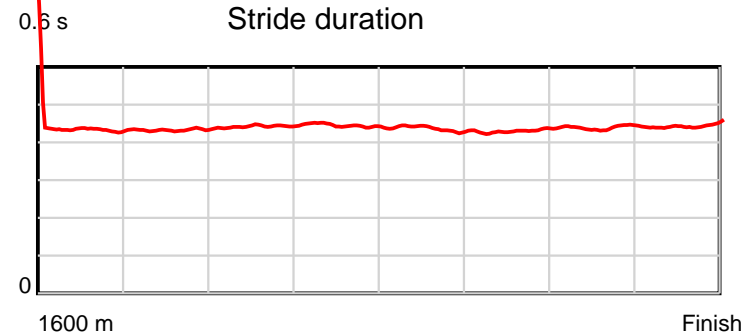
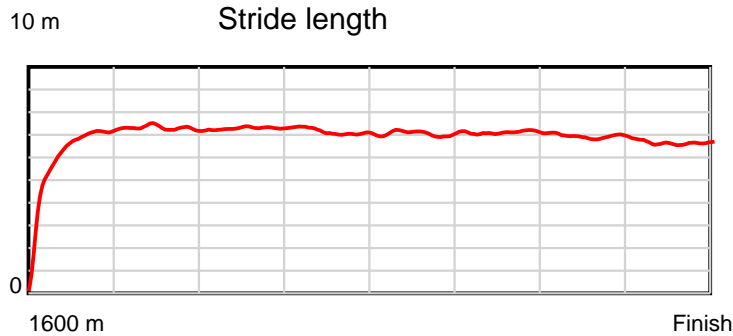
## Disclaimer.

Tasracing Pty Ltd and Thoroughbred Ratings Pty Ltd accepts no responsibility for the completeness or accuracy of any of the information contained herein, and makes no representations about its suitability for any particular purpose. Users should make their own judgements about those matters and/or seek independent advice. You assume all risks associated with use of the data provided on this page.

# Race Results

June 22, 2014, Race 7, BM62, Distance 1600m, Mowbray - Offset 4m

Result	TAB no.	Horse (Barrier)	1600 to	1400m to	1200m to	1000m to	800m to	600m to	400m to	200m to	Total or	Margin
10th	15	<b>Gee Gees Cool ... (13)</b>	<b>1400m</b>	<b>1200m</b>	<b>1000m</b>	<b>800m</b>	<b>600m</b>	<b>400m</b>	<b>200m</b>	<b>WP</b>	<b>Average</b>	
		Position in running (margin)	-	9(5.6)	9(4.7)	9(4.9)	10(7.6)	10(11.9)	10(9.5)	10(9.3)		12.50
		Sectional time (s)	16.44	11.57	11.99	12.61	13.16	12.06	13.15	13.44		
		Cumulative time (s)	104.42	87.98	76.41	64.42	51.81	38.65	26.59	13.44	1:44.42	
		Speed (m/s)	12.17	17.29	16.68	15.86	15.20	16.58	15.21	14.88	15.32	
		Stride length (m)	5.92	7.47	7.37	7.06	6.63	7.13	6.69	6.62	6.83	
		Stride duration (s)	0.454	0.432	0.442	0.445	0.436	0.430	0.440	0.445	0.445	
		Stride efficiency (%)	54.72	87.12	84.89	77.86	68.62	79.37	69.94	68.39	72.80	
		Stride count	33.80	26.79	27.14	28.33	30.18	28.06	29.89	30.23	234.42	



Note: Horizontal distance axis grid lines are 200m furlongs.

**Disclaimer.**

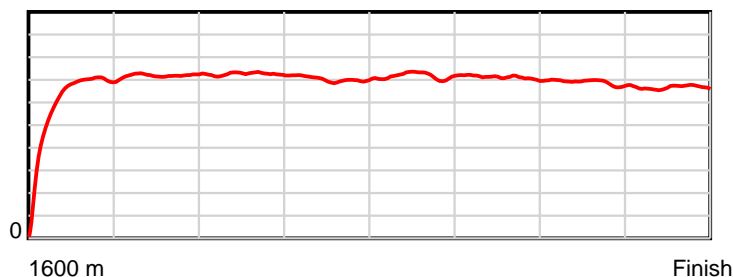
Tasracing Pty Ltd and Thoroughbred Ratings Pty Ltd accepts no responsibility for the completeness or accuracy of any of the information contained herein, and makes no representations about its suitability for any particular purpose. Users should make their own judgements about those matters and/or seek independent advice. You assume all risks associated with use of the data provided on this page.

# Race Results

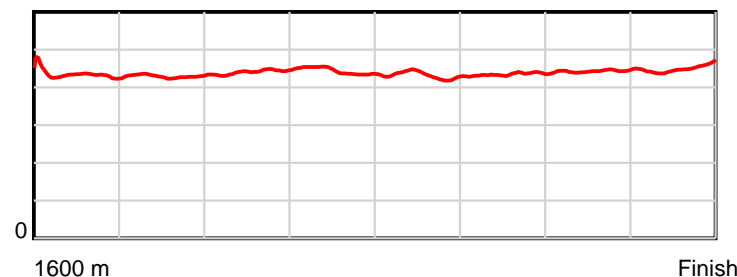
June 22, 2014, Race 7, BM62, Distance 1600m, Mowbray - Offset 4m

Result	TAB no.	Horse (Barrier)	1600 to	1400m to	1200m to	1000m to	800m to	600m to	400m to	200m to	Total or	Margin
11th	4	<b>Sudden Glory (11)</b>	<b>1400m</b>	<b>1200m</b>	<b>1000m</b>	<b>800m</b>	<b>600m</b>	<b>400m</b>	<b>200m</b>	<b>WP</b>	<b>Average</b>	
		Position in running (margin)	-	10(5.9)	11(5.8)	11(6.4)	11(10.1)	11(11.9)	11(9.8)	11(10.9)		14.50
		Sectional time (s)	16.68	11.70	12.07	12.78	12.74	12.10	13.37	13.38		
		Cumulative time (s)	104.82	88.14	76.44	64.37	51.59	38.85	26.75	13.38	1:44.81	
		Speed (m/s)	11.99	17.09	16.57	15.65	15.70	16.53	14.96	14.95	15.26	
		Stride length (m)	5.58	7.34	7.29	6.95	6.76	7.18	6.63	6.75	6.76	
		Stride duration (s)	0.431	0.430	0.440	0.444	0.431	0.435	0.443	0.451	0.443	
		Stride efficiency (%)	48.70	84.22	83.08	75.43	71.41	80.61	68.77	71.10	71.51	
		Stride count	35.82	27.24	27.43	28.79	29.59	27.85	30.15	29.65	236.52	

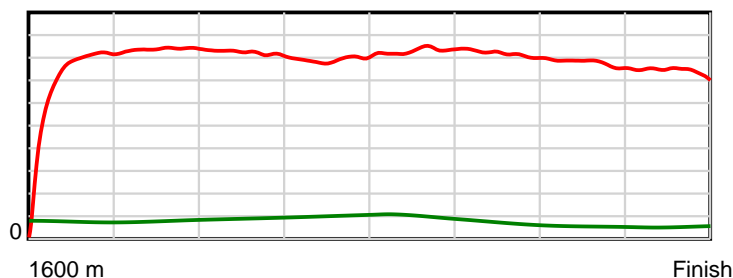
10 m Stride length



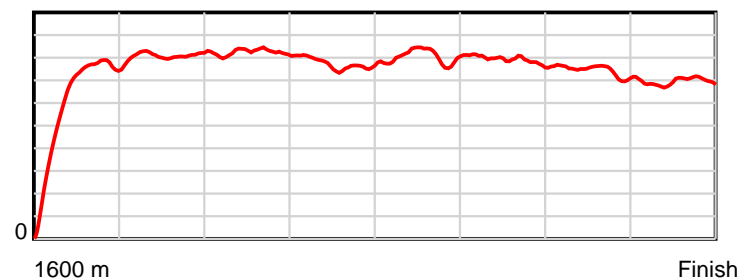
0.6 s Stride duration



20 m/sec Speed



100 % Stride efficiency



Note: Horizontal distance axis grid lines are 200m furlongs.

## Disclaimer.

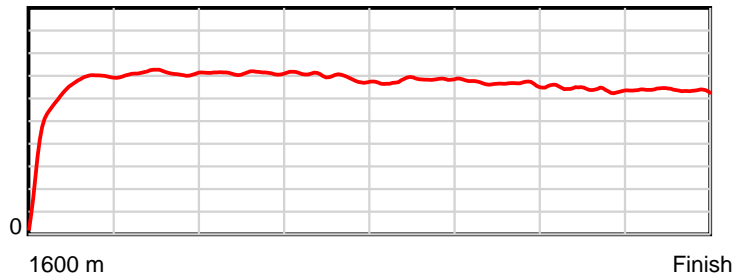
Tasracing Pty Ltd and Thoroughbred Ratings Pty Ltd accepts no responsibility for the completeness or accuracy of any of the information contained herein, and makes no representations about its suitability for any particular purpose. Users should make their own judgements about those matters and/or seek independent advice. You assume all risks associated with use of the data provided on this page.

# Race Results

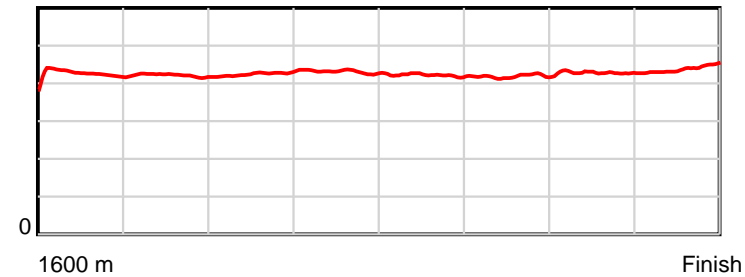
June 22, 2014, Race 7, BM62, Distance 1600m, Mowbray - Offset 4m

Result	TAB no.	Horse (Barrier)	1600 to	1400m to	1200m to	1000m to	800m to	600m to	400m to	200m to	Total or	Margin
12th	10	<b>Ourmaher (14)</b>	<b>1400m</b>	<b>1200m</b>	<b>1000m</b>	<b>800m</b>	<b>600m</b>	<b>400m</b>	<b>200m</b>	<b>WP</b>	<b>Average</b>	
		Position in running (margin)	-	6(3.9)	6(3.5)	7(2.6)	7(4.8)	7(8.2)	9(7.8)	12(11.4)		16.00
		Sectional time (s)	16.25	11.65	11.81	12.54	13.01	12.40	13.78	13.68		
		Cumulative time (s)	105.12	88.87	77.22	65.41	52.87	39.87	27.46	13.68	1:45.12	
		Speed (m/s)	12.30	17.17	16.93	15.95	15.37	16.13	14.51	14.62	15.22	
		Stride length (m)	5.59	7.24	7.19	6.87	6.47	6.75	6.20	6.44	6.55	
		Stride duration (s)	0.420	0.422	0.425	0.431	0.421	0.419	0.427	0.441	0.431	
		Stride efficiency (%)	48.79	81.83	80.80	73.73	65.43	71.18	60.12	64.86	67.09	
		Stride count	35.79	27.64	27.81	29.12	30.91	29.63	32.24	31.04	244.18	

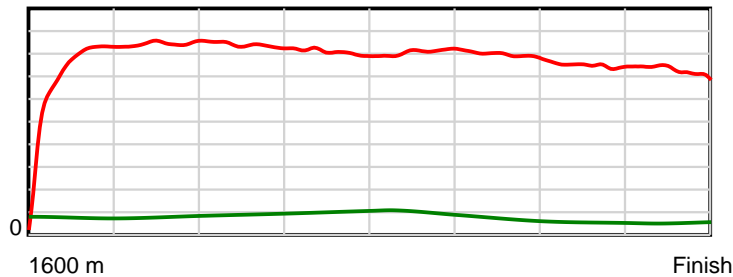
10 m Stride length



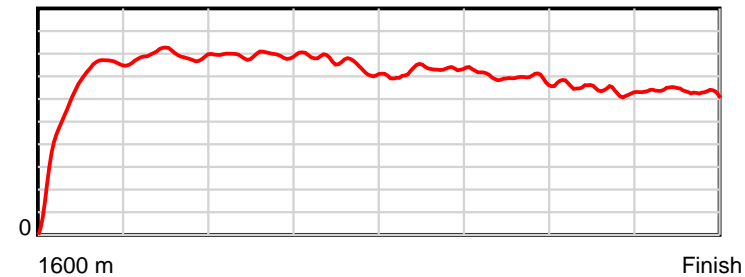
0.6 s Stride duration



20 m/sec Speed



100 % Stride efficiency



Note: Horizontal distance axis grid lines are 200m furlongs.

## Disclaimer.

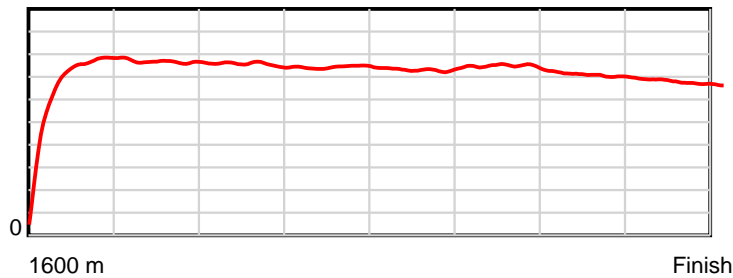
Tasracing Pty Ltd and Thoroughbred Ratings Pty Ltd accepts no responsibility for the completeness or accuracy of any of the information contained herein, and makes no representations about its suitability for any particular purpose. Users should make their own judgements about those matters and/or seek independent advice. You assume all risks associated with use of the data provided on this page.

# Race Results

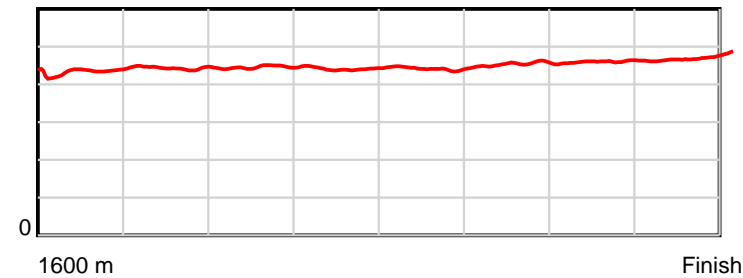
June 22, 2014, Race 7, BM62, Distance 1600m, Mowbray - Offset 4m

Result	TAB no.	Horse (Barrier)	1600 to	1400m to	1200m to	1000m to	800m to	600m to	400m to	200m to	Total or	Margin
13th	5	Grey Hype (12)	1400m	1200m	1000m	800m	600m	400m	200m	WP	Average	
		Position in running (margin)	-	1(0.0)	1(0.0)	2(0.4)	3(1.2)	3(2.8)	3(3.1)	6(5.8)		16.20
		Sectional time (s)	15.83	11.72	12.03	12.31	12.70	12.51	13.64	14.43		
		Cumulative time (s)	105.16	89.33	77.60	65.57	53.27	40.57	28.06	14.43	1:45.16	
		Speed (m/s)	12.63	17.06	16.63	16.25	15.75	15.99	14.66	13.86	15.21	
		Stride length (m)	6.08	7.57	7.40	7.17	6.96	7.27	6.76	6.55	6.94	
		Stride duration (s)	0.434	0.444	0.445	0.441	0.442	0.454	0.461	0.473	0.456	
		Stride efficiency (%)	57.78	89.54	85.65	80.37	75.72	82.57	71.36	67.12	75.25	
		Stride count	32.89	26.42	27.01	27.89	28.73	27.51	29.60	30.52	230.57	

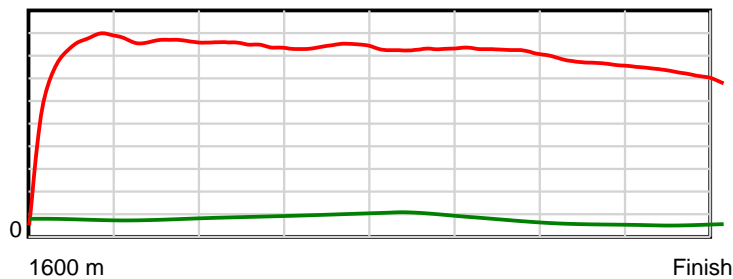
10 m Stride length



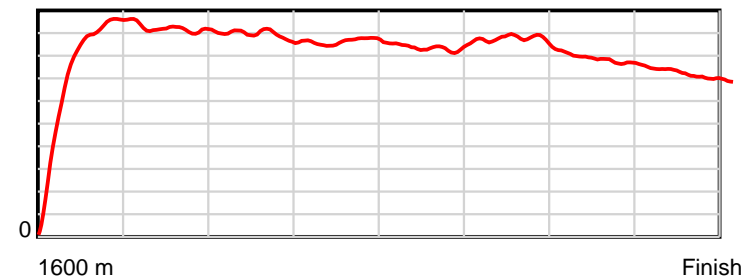
0.6 s Stride duration



20 m/sec Speed



100 % Stride efficiency



Note: Horizontal distance axis grid lines are 200m furlongs.

## Disclaimer.

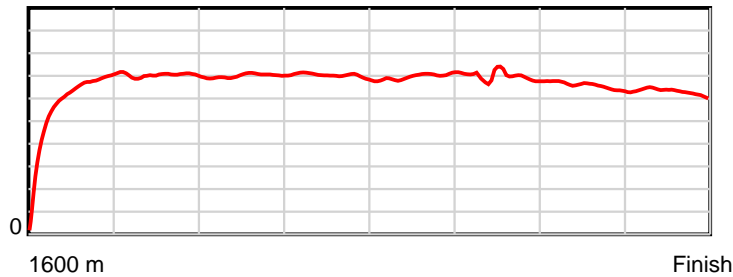
Tasracing Pty Ltd and Thoroughbred Ratings Pty Ltd accepts no responsibility for the completeness or accuracy of any of the information contained herein, and makes no representations about its suitability for any particular purpose. Users should make their own judgements about those matters and/or seek independent advice. You assume all risks associated with use of the data provided on this page.

# Race Results

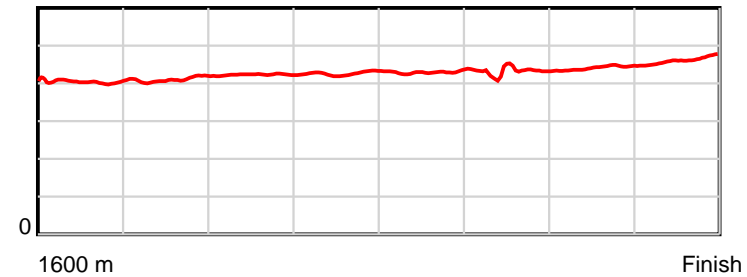
June 22, 2014, Race 7, BM62, Distance 1600m, Mowbray - Offset 4m

Result	TAB no.	Horse (Barrier)	1600 to	1400m to	1200m to	1000m to	800m to	600m to	400m to	200m to	Total or	Margin
14th	7	Digger's Sunri... (2)	1400m	1200m	1000m	800m	600m	400m	200m	WP	Average	
		Position in running (margin)	-	5(2.4)	4(1.1)	4(1.3)	4(1.9)	5(4.7)	5(3.6)	8(7.2)		18.00
		Sectional time (s)	16.20	11.51	12.00	12.26	12.90	12.28	13.78	14.60		
		Cumulative time (s)	105.53	89.33	77.82	65.82	53.56	40.66	28.38	14.60	1:45.53	
		Speed (m/s)	12.34	17.38	16.67	16.31	15.50	16.29	14.51	13.70	15.16	
		Stride length (m)	5.47	7.12	7.05	6.96	6.66	6.94	6.40	6.34	6.57	
		Stride duration (s)	0.404	0.410	0.423	0.426	0.430	0.426	0.441	0.463	0.434	
		Stride efficiency (%)	46.78	79.25	77.62	75.60	69.36	75.27	64.02	62.81	67.52	
		Stride count	36.56	28.08	28.38	28.75	30.02	28.82	31.25	31.55	243.41	

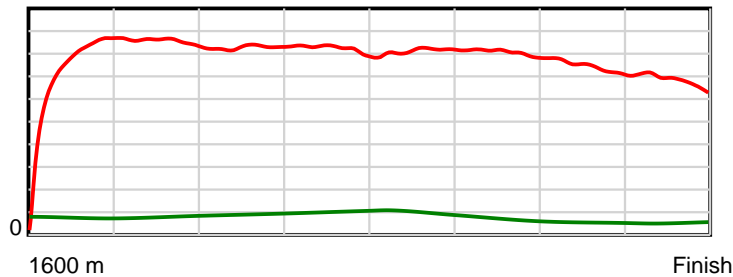
10 m Stride length



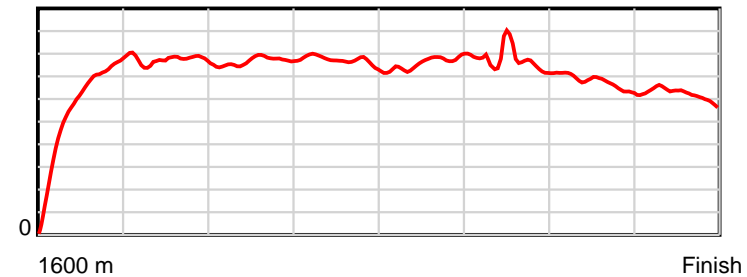
0.6 s Stride duration



20 m/sec Speed



100 % Stride efficiency



Note: Horizontal distance axis grid lines are 200m furlongs.

**Disclaimer.**

Tasracing Pty Ltd and Thoroughbred Ratings Pty Ltd accepts no responsibility for the completeness or accuracy of any of the information contained herein, and makes no representations about its suitability for any particular purpose. Users should make their own judgements about those matters and/or seek independent advice. You assume all risks associated with use of the data provided on this page.