



Race Results

Tasmanian Turf Club, Launceston, June 22, 2014

Compilation date: June 23, 2014, 10:41:44 AM (EST)

Copyright © 2014 Tasracing Pty Ltd. All rights reserved.

Trademarks.

StrideMASTER is a registered trademark of Thoroughbred Ratings Pty Ltd.

Disclaimer.

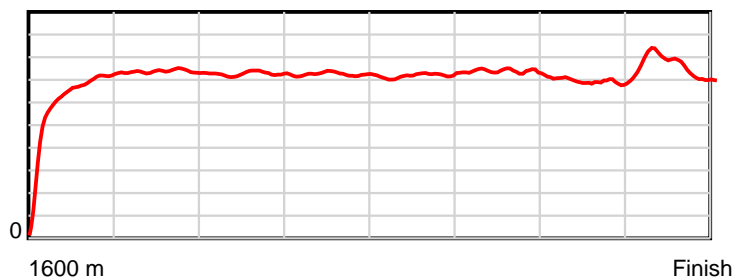
Tasracing Pty Ltd and Thoroughbred Ratings Pty Ltd accepts no responsibility for the completeness or accuracy of any of the information contained herein, and makes no representations about its suitability for any particular purpose. Users should make their own judgements about those matters and/or seek independent advice. You assume all risks associated with use of the data provided on this page.

Race Results

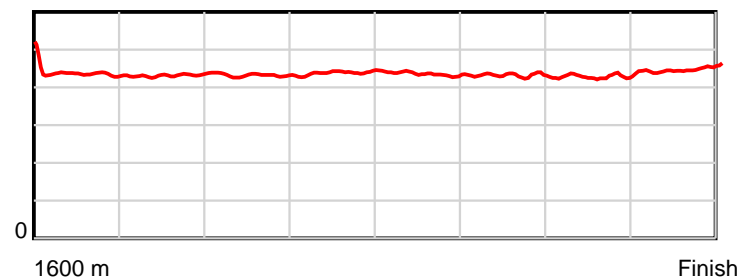
June 22, 2014, Race 8, BM78, Distance 1600m, Mowbray - Offset 4m

| Result | TAB no. | Horse (Barrier) | 1600 to | 1400m to | 1200m to | 1000m to | 800m to | 600m to | 400m to | 200m to | Total or | Margin |
|--------|---------|------------------------------|--------------|--------------|--------------|-------------|-------------|-------------|-------------|-----------|----------------|--------|
| 1st | 7 | Blacko (4) | 1400m | 1200m | 1000m | 800m | 600m | 400m | 200m | WP | Average | |
| | | Position in running (margin) | - | 5(5.8) | 5(5.6) | 4(6.6) | 3(6.9) | 3(8.0) | 2(1.9) | 1(0.0) | | 0.00 |
| | | Sectional time (s) | 15.50 | 11.43 | 11.78 | 12.20 | 12.54 | 11.52 | 12.87 | 12.81 | | |
| | | Cumulative time (s) | 100.66 | 85.16 | 73.72 | 61.94 | 49.74 | 37.20 | 25.68 | 12.81 | 1:40.65 | |
| | | Speed (m/s) | 12.90 | 17.50 | 16.98 | 16.39 | 15.95 | 17.36 | 15.54 | 15.61 | 15.90 | |
| | | Stride length (m) | 5.73 | 7.52 | 7.34 | 7.17 | 6.94 | 7.47 | 6.63 | 6.94 | 6.92 | |
| | | Stride duration (s) | 0.444 | 0.430 | 0.432 | 0.437 | 0.435 | 0.430 | 0.427 | 0.444 | 0.435 | |
| | | Stride efficiency (%) | 51.31 | 88.49 | 84.24 | 80.27 | 75.22 | 87.27 | 68.71 | 75.17 | 74.83 | |
| | | Stride count | 34.90 | 26.58 | 27.24 | 27.90 | 28.83 | 26.76 | 30.16 | 28.84 | 231.21 | |

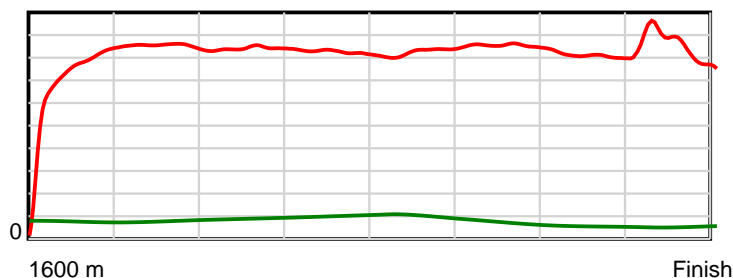
10 m Stride length



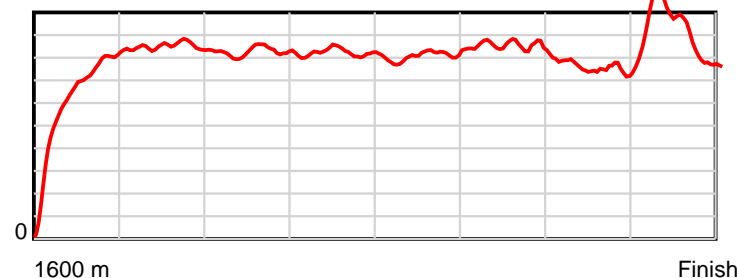
0.6 s Stride duration



20 m/sec Speed



100 % Stride efficiency



Note: Horizontal distance axis grid lines are 200m furlongs.

Disclaimer.

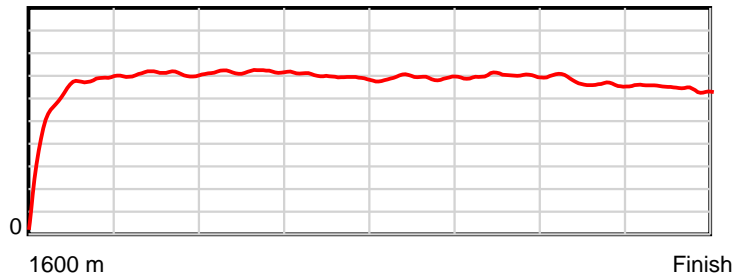
Tasracing Pty Ltd and Thoroughbred Ratings Pty Ltd accepts no responsibility for the completeness or accuracy of any of the information contained herein, and makes no representations about its suitability for any particular purpose. Users should make their own judgements about those matters and/or seek independent advice. You assume all risks associated with use of the data provided on this page.

Race Results

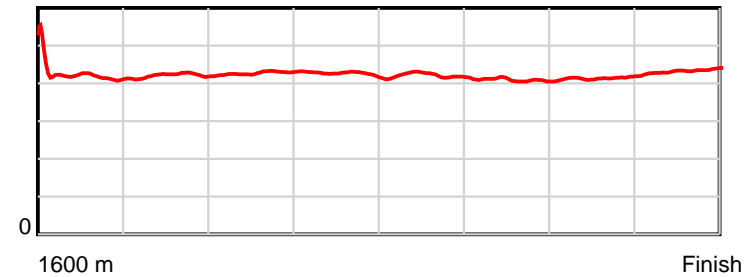
June 22, 2014, Race 8, BM78, Distance 1600m, Mowbray - Offset 4m

| Result | TAB no. | Horse (Barrier) | 1600 to | 1400m to | 1200m to | 1000m to | 800m to | 600m to | 400m to | 200m to | Total or | Margin |
|--------|---------|------------------------------|--------------|--------------|--------------|-------------|-------------|-------------|-------------|-----------|----------------|--------|
| 2nd | 6 | Our Casanova (3) | 1400m | 1200m | 1000m | 800m | 600m | 400m | 200m | WP | Average | |
| | | Position in running (margin) | - | 2(1.6) | 2(4.1) | 3(5.8) | 4(7.1) | 4(8.3) | 4(3.6) | 2(0.7) | | 2.30 |
| | | Sectional time (s) | 14.45 | 11.89 | 11.90 | 12.38 | 12.55 | 11.76 | 12.70 | 13.48 | | |
| | | Cumulative time (s) | 101.10 | 86.65 | 74.77 | 62.87 | 50.49 | 37.94 | 26.18 | 13.48 | 1:41.09 | |
| | | Speed (m/s) | 13.84 | 16.82 | 16.81 | 16.16 | 15.94 | 17.01 | 15.75 | 14.84 | 15.83 | |
| | | Stride length (m) | 5.75 | 7.08 | 7.19 | 6.86 | 6.71 | 6.95 | 6.53 | 6.44 | 6.66 | |
| | | Stride duration (s) | 0.429 | 0.421 | 0.428 | 0.425 | 0.421 | 0.409 | 0.414 | 0.434 | 0.421 | |
| | | Stride efficiency (%) | 51.65 | 78.41 | 80.71 | 73.61 | 70.36 | 75.58 | 66.57 | 64.84 | 69.31 | |
| | | Stride count | 34.79 | 28.23 | 27.83 | 29.14 | 29.81 | 28.76 | 30.64 | 31.05 | 240.25 | |

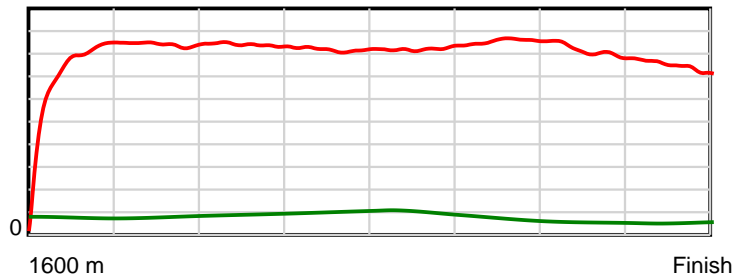
10 m Stride length



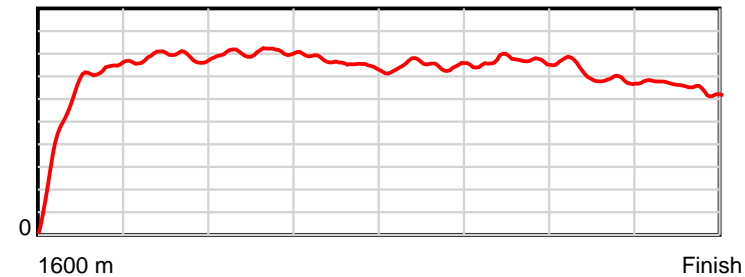
0.6 s Stride duration



20 m/sec Speed



100 % Stride efficiency



Note: Horizontal distance axis grid lines are 200m furlongs.

Disclaimer.

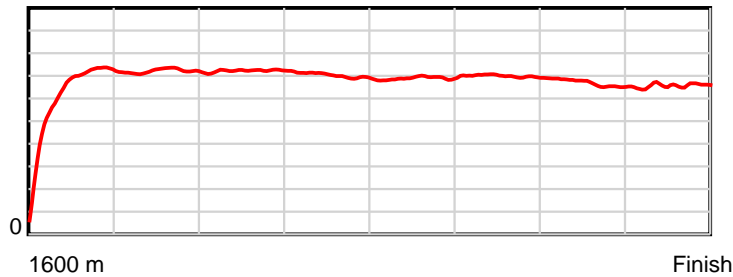
Tasracing Pty Ltd and Thoroughbred Ratings Pty Ltd accepts no responsibility for the completeness or accuracy of any of the information contained herein, and makes no representations about its suitability for any particular purpose. Users should make their own judgements about those matters and/or seek independent advice. You assume all risks associated with use of the data provided on this page.

Race Results

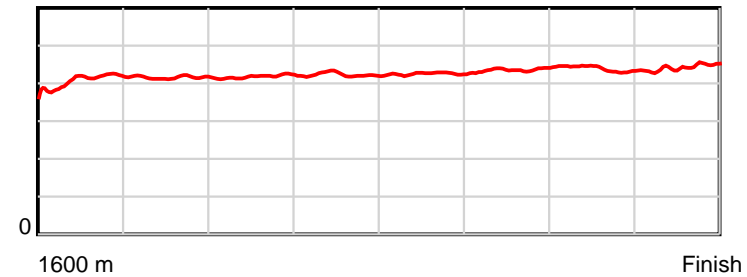
June 22, 2014, Race 8, BM78, Distance 1600m, Mowbray - Offset 4m

| Result | TAB no. | Horse (Barrier) | 1600 to | 1400m to | 1200m to | 1000m to | 800m to | 600m to | 400m to | 200m to | Total or | Margin |
|--------|---------|------------------------------|---------|----------|----------|----------|---------|---------|---------|---------|----------|--------|
| 3rd | 2 | Lander Dollar (6) | 1400m | 1200m | 1000m | 800m | 600m | 400m | 200m | WP | Average | |
| | | Position in running (margin) | - | 1(0.0) | 1(0.0) | 1(0.0) | 1(0.0) | 1(0.0) | 1(0.0) | 3(0.8) | | 2.70 |
| | | Sectional time (s) | 14.25 | 11.47 | 11.61 | 12.15 | 12.35 | 12.54 | 13.31 | 13.48 | | |
| | | Cumulative time (s) | 101.17 | 86.92 | 75.45 | 63.84 | 51.68 | 39.33 | 26.79 | 13.48 | 1:41.17 | |
| | | Speed (m/s) | 14.03 | 17.44 | 17.23 | 16.46 | 16.19 | 15.95 | 15.03 | 14.84 | 15.81 | |
| | | Stride length (m) | 5.44 | 7.25 | 7.20 | 6.94 | 6.90 | 6.95 | 6.58 | 6.56 | 6.68 | |
| | | Stride duration (s) | 0.398 | 0.416 | 0.418 | 0.422 | 0.426 | 0.436 | 0.438 | 0.442 | 0.422 | |
| | | Stride efficiency (%) | 46.25 | 82.17 | 81.03 | 75.34 | 74.29 | 75.48 | 67.73 | 67.17 | 69.69 | |
| | | Stride count | 36.76 | 27.58 | 27.77 | 28.80 | 29.01 | 28.78 | 30.38 | 30.51 | 239.59 | |

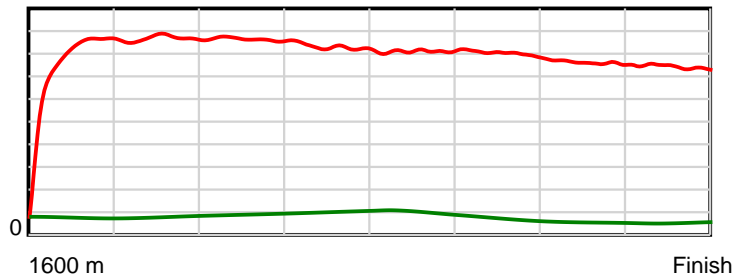
10 m Stride length



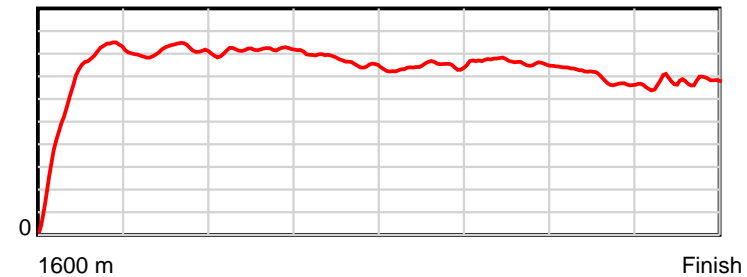
0.6 s Stride duration



20 m/sec Speed



100 % Stride efficiency



Note: Horizontal distance axis grid lines are 200m furlongs.

Disclaimer.

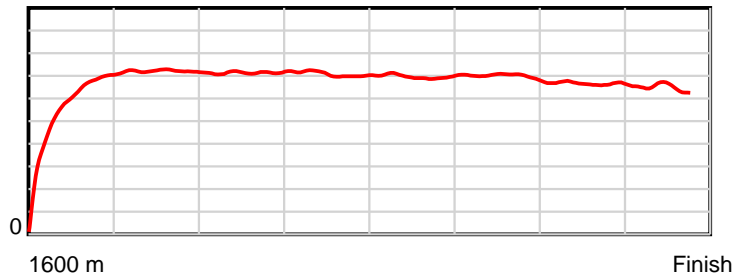
Tasracing Pty Ltd and Thoroughbred Ratings Pty Ltd accepts no responsibility for the completeness or accuracy of any of the information contained herein, and makes no representations about its suitability for any particular purpose. Users should make their own judgements about those matters and/or seek independent advice. You assume all risks associated with use of the data provided on this page.

Race Results

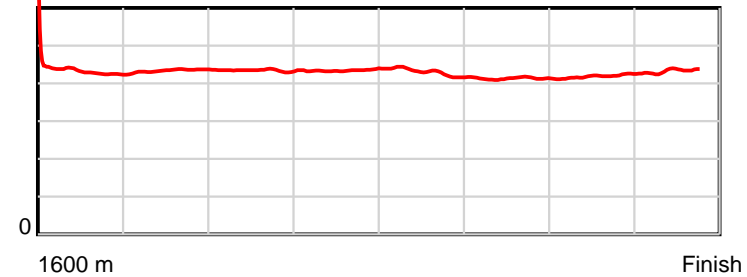
June 22, 2014, Race 8, BM78, Distance 1600m, Mowbray - Offset 4m

| Result | TAB no. | Horse (Barrier) | 1600 to | 1400m to | 1200m to | 1000m to | 800m to | 600m to | 400m to | 200m to | Total or | Margin |
|--------|---------|------------------------------|---------|----------|----------|----------|---------|---------|---------|---------|----------|--------|
| 4th | 5 | Settler's Joy (1) | 1400m | 1200m | 1000m | 800m | 600m | 400m | 200m | WP | Average | |
| | | Position in running (margin) | - | 8(10.7) | 8(10.8) | 8(12.5) | 8(10.7) | 8(12.0) | 7(6.5) | 4(3.9) | | 5.00 |
| | | Sectional time (s) | 16.06 | 11.49 | 11.90 | 11.85 | 12.56 | 11.63 | 12.75 | 13.37 | | |
| | | Cumulative time (s) | 101.61 | 85.55 | 74.06 | 62.16 | 50.31 | 37.74 | 26.12 | 13.37 | 1:41.61 | |
| | | Speed (m/s) | 12.45 | 17.41 | 16.81 | 16.88 | 15.92 | 17.20 | 15.69 | 14.96 | 15.75 | |
| | | Stride length (m) | 5.56 | 7.52 | 7.32 | 7.30 | 6.91 | 7.12 | 6.53 | 6.45 | 6.78 | |
| | | Stride duration (s) | 0.452 | 0.432 | 0.435 | 0.433 | 0.434 | 0.414 | 0.416 | 0.431 | 0.431 | |
| | | Stride efficiency (%) | 48.35 | 88.40 | 83.66 | 83.35 | 74.61 | 79.27 | 66.56 | 65.06 | 71.88 | |
| | | Stride count | 35.95 | 26.59 | 27.33 | 27.38 | 28.94 | 28.08 | 30.64 | 31.00 | 235.91 | |

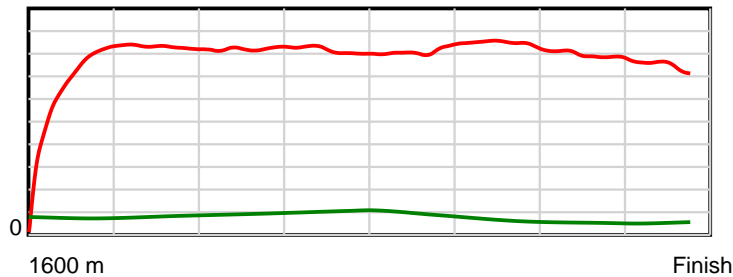
10 m Stride length



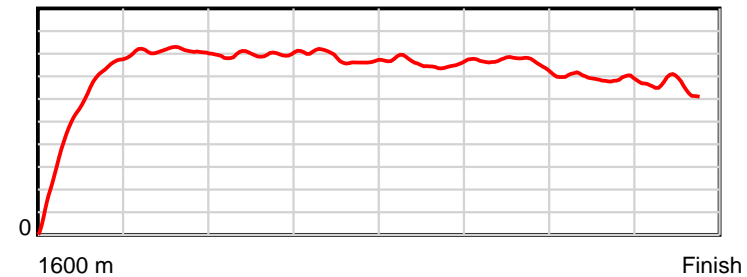
0.6 s Stride duration



20 m/sec Speed



100 % Stride efficiency



Note: Horizontal distance axis grid lines are 200m furlongs.

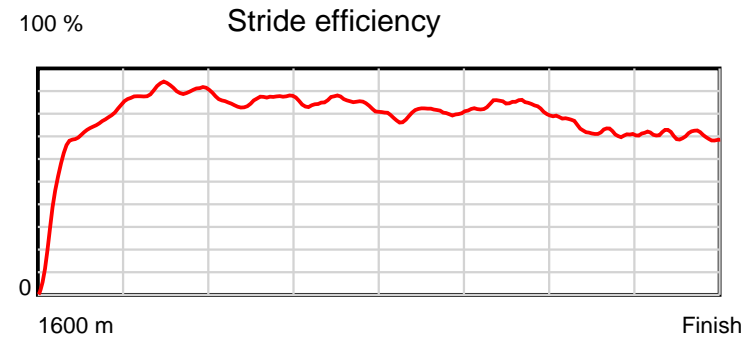
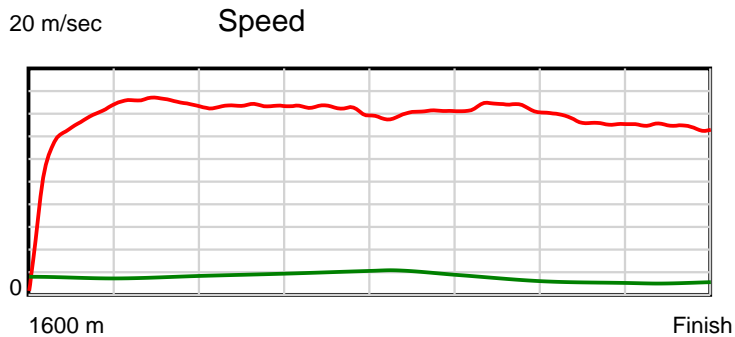
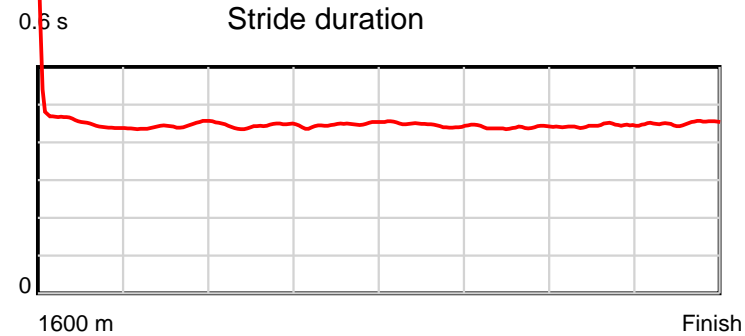
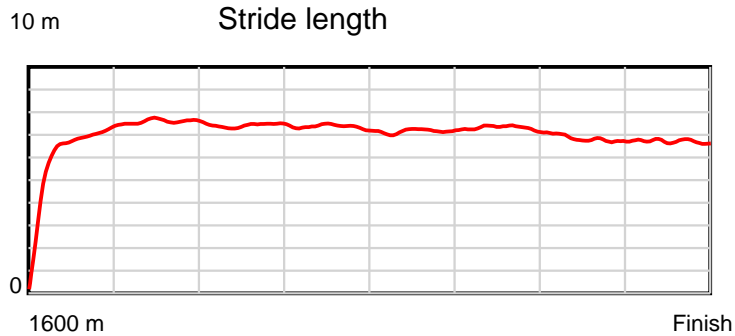
Disclaimer.

Tasracing Pty Ltd and Thoroughbred Ratings Pty Ltd accepts no responsibility for the completeness or accuracy of any of the information contained herein, and makes no representations about its suitability for any particular purpose. Users should make their own judgements about those matters and/or seek independent advice. You assume all risks associated with use of the data provided on this page.

Race Results

June 22, 2014, Race 8, BM78, Distance 1600m, Mowbray - Offset 4m

| Result | TAB no. | Horse (Barrier) | 1600 to | 1400m to | 1200m to | 1000m to | 800m to | 600m to | 400m to | 200m to | Total or | Margin |
|--------|---------|------------------------------|--------------|--------------|--------------|-------------|-------------|-------------|-------------|-----------|----------------|--------|
| 5th | 8 | Sparton (2) | 1400m | 1200m | 1000m | 800m | 600m | 400m | 200m | WP | Average | |
| | | Position in running (margin) | - | 7(7.0) | 7(7.2) | 7(8.3) | 5(9.0) | 6(9.9) | 5(6.0) | 6(5.6) | | 5.80 |
| | | Sectional time (s) | 15.42 | 11.50 | 11.79 | 12.29 | 12.50 | 11.88 | 13.12 | 13.27 | | |
| | | Cumulative time (s) | 101.77 | 86.35 | 74.85 | 63.06 | 50.77 | 38.28 | 26.39 | 13.27 | 1:41.77 | |
| | | Speed (m/s) | 12.97 | 17.39 | 16.96 | 16.27 | 16.00 | 16.84 | 15.24 | 15.07 | 15.72 | |
| | | Stride length (m) | 6.00 | 7.73 | 7.54 | 7.26 | 7.15 | 7.41 | 6.75 | 6.80 | 7.04 | |
| | | Stride duration (s) | 0.471 | 0.444 | 0.445 | 0.446 | 0.447 | 0.440 | 0.443 | 0.451 | 0.448 | |
| | | Stride efficiency (%) | 56.17 | 93.36 | 88.84 | 82.40 | 79.83 | 85.71 | 71.23 | 72.29 | 77.42 | |
| | | Stride count | 33.36 | 25.88 | 26.52 | 27.54 | 27.98 | 27.01 | 29.62 | 29.41 | 227.32 | |



Note: Horizontal distance axis grid lines are 200m furlongs.

Disclaimer.

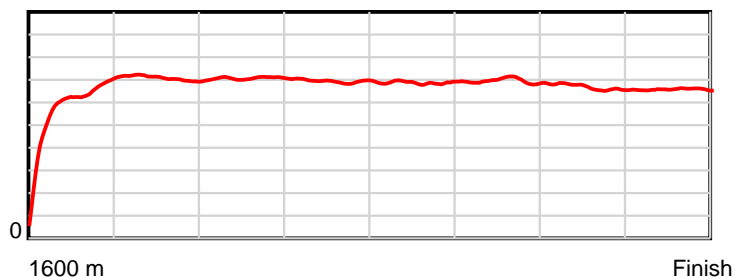
Tasracing Pty Ltd and Thoroughbred Ratings Pty Ltd accepts no responsibility for the completeness or accuracy of any of the information contained herein, and makes no representations about its suitability for any particular purpose. Users should make their own judgements about those matters and/or seek independent advice. You assume all risks associated with use of the data provided on this page.

Race Results

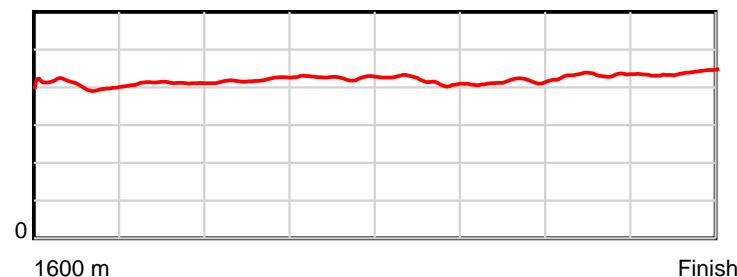
June 22, 2014, Race 8, BM78, Distance 1600m, Mowbray - Offset 4m

| Result | TAB no. | Horse (Barrier) | 1600 to | 1400m to | 1200m to | 1000m to | 800m to | 600m to | 400m to | 200m to | Total or | Margin |
|--------|---------|------------------------------|---------|----------|----------|----------|---------|---------|---------|---------|----------|--------|
| 6th | 1 | Sun Disk (8) | 1400m | 1200m | 1000m | 800m | 600m | 400m | 200m | WP | Average | |
| | | Position in running (margin) | - | 4(4.0) | 3(4.3) | 2(4.5) | 2(5.8) | 2(6.2) | 3(2.8) | 5(4.4) | | 6.00 |
| | | Sectional time (s) | 15.09 | 11.53 | 11.65 | 12.38 | 12.41 | 11.98 | 13.44 | 13.35 | | |
| | | Cumulative time (s) | 101.81 | 86.72 | 75.20 | 63.55 | 51.17 | 38.76 | 26.79 | 13.35 | 1:41.81 | |
| | | Speed (m/s) | 13.26 | 17.35 | 17.17 | 16.16 | 16.12 | 16.69 | 14.88 | 14.98 | 15.72 | |
| | | Stride length (m) | 5.28 | 7.14 | 7.20 | 6.89 | 6.73 | 6.92 | 6.43 | 6.58 | 6.59 | |
| | | Stride duration (s) | 0.405 | 0.412 | 0.419 | 0.426 | 0.417 | 0.414 | 0.432 | 0.439 | 0.419 | |
| | | Stride efficiency (%) | 43.53 | 79.74 | 81.10 | 74.10 | 70.76 | 74.73 | 64.52 | 67.64 | 67.83 | |
| | | Stride count | 37.89 | 28.00 | 27.76 | 29.04 | 29.72 | 28.92 | 31.13 | 30.40 | 242.86 | |

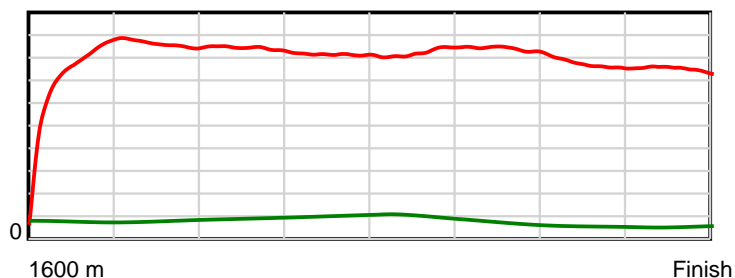
10 m Stride length



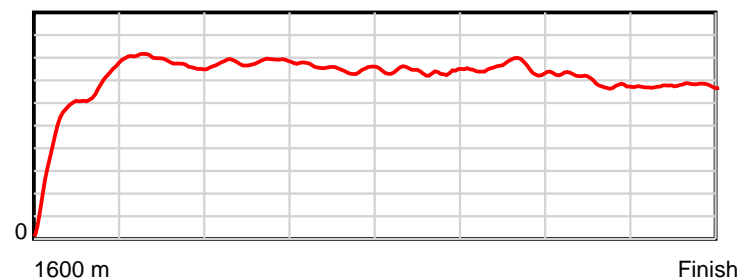
0.6 s Stride duration



20 m/sec Speed



100 % Stride efficiency



Note: Horizontal distance axis grid lines are 200m furlongs.

Disclaimer.

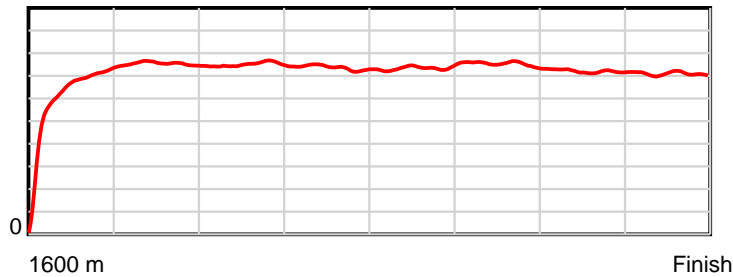
Tasracing Pty Ltd and Thoroughbred Ratings Pty Ltd accepts no responsibility for the completeness or accuracy of any of the information contained herein, and makes no representations about its suitability for any particular purpose. Users should make their own judgements about those matters and/or seek independent advice. You assume all risks associated with use of the data provided on this page.

Race Results

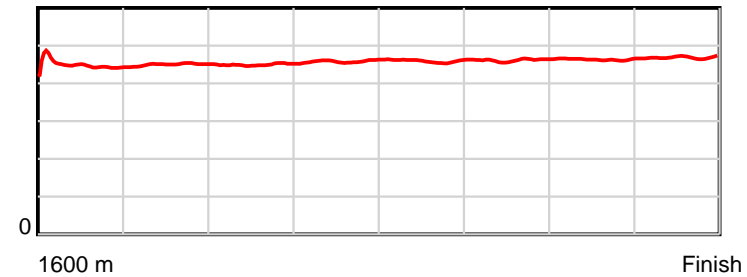
June 22, 2014, Race 8, BM78, Distance 1600m, Mowbray - Offset 4m

| Result | TAB no. | Horse (Barrier) | 1600 to | 1400m to | 1200m to | 1000m to | 800m to | 600m to | 400m to | 200m to | Total or | Margin |
|--------|---------|------------------------------|---------|----------|----------|----------|---------|---------|---------|---------|----------|--------|
| 7th | 3 | Can Get Thirst... (7) | 1400m | 1200m | 1000m | 800m | 600m | 400m | 200m | WP | Average | |
| | | Position in running (margin) | - | 3(3.7) | 4(5.6) | 5(6.9) | 7(9.2) | 7(12.0) | 8(9.7) | 8(9.8) | | 8.50 |
| | | Sectional time (s) | 14.75 | 11.77 | 11.85 | 12.53 | 12.81 | 12.16 | 13.21 | 13.21 | | |
| | | Cumulative time (s) | 102.29 | 87.54 | 75.76 | 63.92 | 51.38 | 38.58 | 26.42 | 13.21 | 1:42.29 | |
| | | Speed (m/s) | 13.56 | 16.99 | 16.88 | 15.96 | 15.61 | 16.45 | 15.14 | 15.14 | 15.64 | |
| | | Stride length (m) | 5.87 | 7.65 | 7.58 | 7.31 | 7.18 | 7.59 | 7.02 | 7.10 | 7.12 | |
| | | Stride duration (s) | 0.445 | 0.450 | 0.449 | 0.458 | 0.460 | 0.461 | 0.464 | 0.469 | 0.455 | |
| | | Stride efficiency (%) | 53.88 | 91.40 | 89.75 | 83.51 | 80.51 | 89.95 | 77.00 | 78.86 | 79.15 | |
| | | Stride count | 34.06 | 26.15 | 26.39 | 27.36 | 27.86 | 26.36 | 28.49 | 28.15 | 224.82 | |

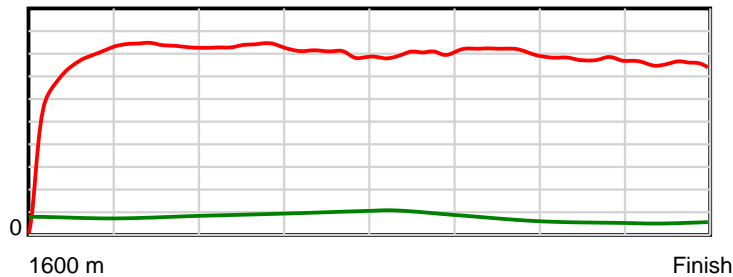
10 m Stride length



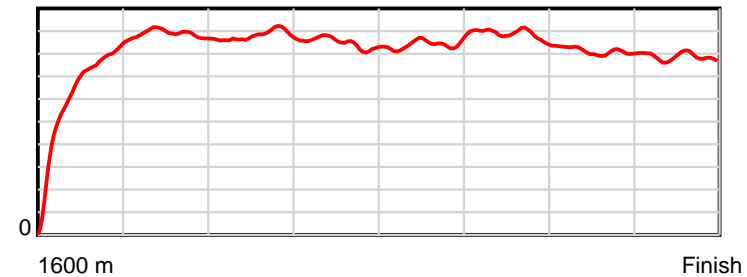
0.6 s Stride duration



20 m/sec Speed



100 % Stride efficiency



Note: Horizontal distance axis grid lines are 200m furlongs.

Disclaimer.

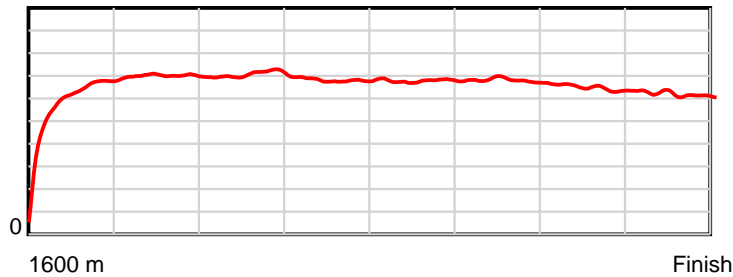
Tasracing Pty Ltd and Thoroughbred Ratings Pty Ltd accepts no responsibility for the completeness or accuracy of any of the information contained herein, and makes no representations about its suitability for any particular purpose. Users should make their own judgements about those matters and/or seek independent advice. You assume all risks associated with use of the data provided on this page.

Race Results

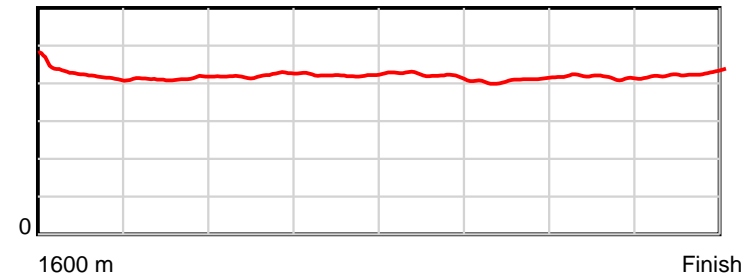
June 22, 2014, Race 8, BM78, Distance 1600m, Mowbray - Offset 4m

| Result | TAB no. | Horse (Barrier) | 1600 to | 1400m to | 1200m to | 1000m to | 800m to | 600m to | 400m to | 200m to | Total or | Margin |
|--------|---------|------------------------------|--------------|--------------|--------------|-------------|-------------|-------------|-------------|-----------|----------------|--------|
| 8th | 4 | Grey Gown (5) | 1400m | 1200m | 1000m | 800m | 600m | 400m | 200m | WP | Average | |
| | | Position in running (margin) | - | 6(5.9) | 6(6.9) | 6(8.2) | 6(9.2) | 5(9.9) | 6(6.4) | 7(8.4) | | 10.00 |
| | | Sectional time (s) | 15.25 | 11.64 | 11.84 | 12.32 | 12.46 | 11.96 | 13.51 | 13.59 | | |
| | | Cumulative time (s) | 102.58 | 87.33 | 75.69 | 63.85 | 51.53 | 39.07 | 27.11 | 13.59 | 1:42.58 | |
| | | Speed (m/s) | 13.11 | 17.18 | 16.89 | 16.23 | 16.05 | 16.72 | 14.80 | 14.72 | 15.60 | |
| | | Stride length (m) | 5.53 | 7.10 | 7.11 | 6.85 | 6.76 | 6.83 | 6.16 | 6.28 | 6.53 | |
| | | Stride duration (s) | 0.426 | 0.413 | 0.421 | 0.422 | 0.421 | 0.409 | 0.416 | 0.427 | 0.419 | |
| | | Stride efficiency (%) | 47.85 | 78.66 | 79.05 | 73.28 | 71.41 | 72.95 | 59.22 | 61.56 | 66.71 | |
| | | Stride count | 36.14 | 28.19 | 28.12 | 29.21 | 29.59 | 29.27 | 32.49 | 31.87 | 244.88 | |

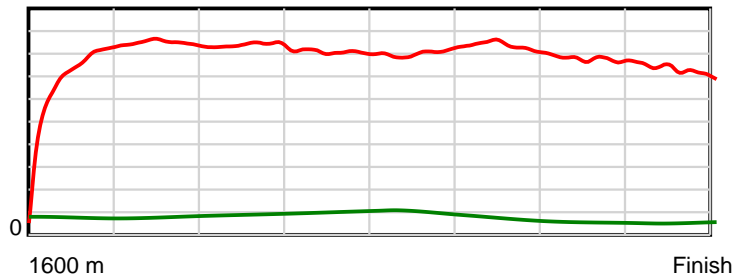
10 m Stride length



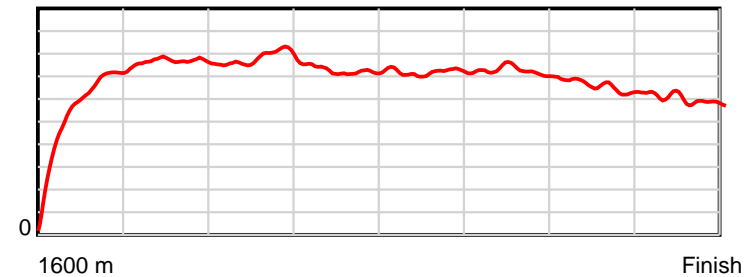
0.6 s Stride duration



20 m/sec Speed



100 % Stride efficiency



Note: Horizontal distance axis grid lines are 200m furlongs.

Disclaimer.

Tasracing Pty Ltd and Thoroughbred Ratings Pty Ltd accepts no responsibility for the completeness or accuracy of any of the information contained herein, and makes no representations about its suitability for any particular purpose. Users should make their own judgements about those matters and/or seek independent advice. You assume all risks associated with use of the data provided on this page.