



Race Results

Tasmanian Racing Club, Hobart, June 29, 2014

Compilation date: June 30, 2014, 9:09:52 AM (EST)

Copyright © 2014 Tasracing Pty Ltd. All rights reserved.

Trademarks.

StrideMASTER is a registered trademark of Thoroughbred Ratings Pty Ltd.

Disclaimer.

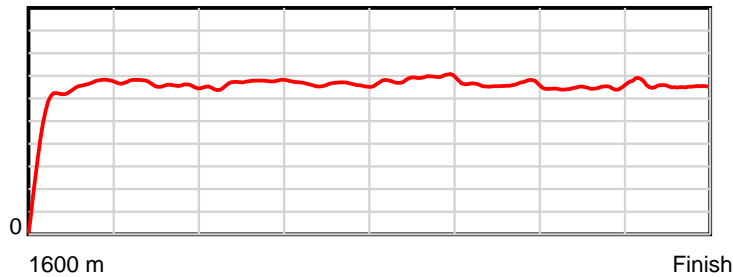
Tasracing Pty Ltd and Thoroughbred Ratings Pty Ltd accepts no responsibility for the completeness or accuracy of any of the information contained herein, and makes no representations about its suitability for any particular purpose. Users should make their own judgements about those matters and/or seek independent advice. You assume all risks associated with use of the data provided on this page.

Race Results

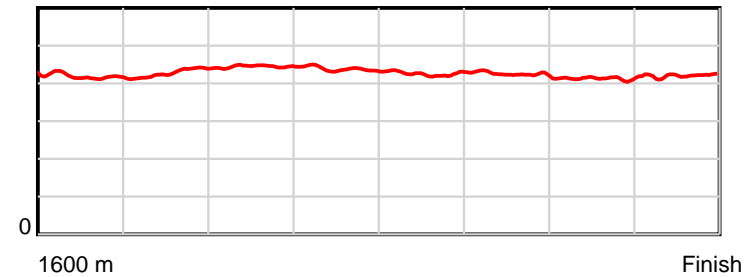
June 29, 2014, Race 1, MDN/CL1-SW, Distance 1600m, Elwick Course Proper - Offset 3m

Result	TAB no.	Horse (Barrier)	1600 to	1400m to	1200m to	1000m to	800m to	600m to	400m to	200m to	Total or	Margin
1st	3	Kings View (6)	1400m	1200m	1000m	800m	600m	400m	200m	WP	Average	
		Position in running (margin)	-	8(4.3)	7(3.8)	7(4.2)	7(4.3)	6(4.3)	6(3.2)	2(0.7)		0.00
		Sectional time (s)	16.04	12.71	13.28	13.21	12.51	12.91	12.66	12.94		
		Cumulative time (s)	106.26	90.22	77.51	64.23	51.02	38.51	25.60	12.94	1:46.26	
		Speed (m/s)	12.47	15.74	15.06	15.14	15.99	15.49	15.80	15.46	15.06	
		Stride length (m)	5.23	6.74	6.69	6.63	6.81	6.57	6.51	6.48	6.42	
		Stride duration (s)	0.420	0.428	0.444	0.438	0.426	0.424	0.412	0.419	0.426	
		Stride efficiency (%)	42.78	70.89	70.01	68.71	72.39	67.44	66.14	65.59	64.32	
		Stride count	38.22	29.69	29.88	30.16	29.38	30.45	30.74	30.87	249.39	

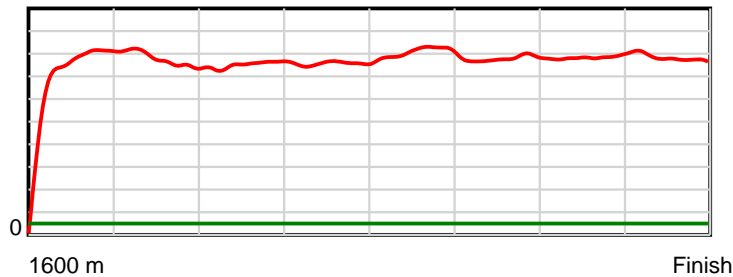
10 m Stride length



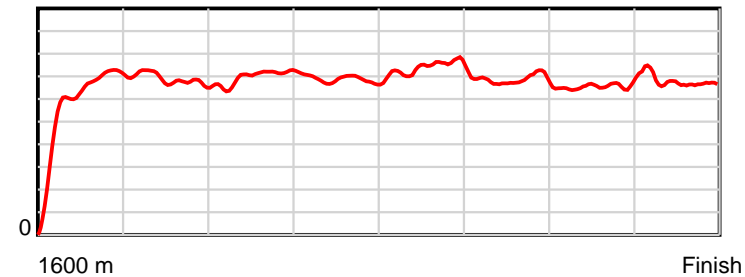
0.6 s Stride duration



20 m/sec Speed



100 % Stride efficiency



Note: Horizontal distance axis grid lines are 200m furlongs.

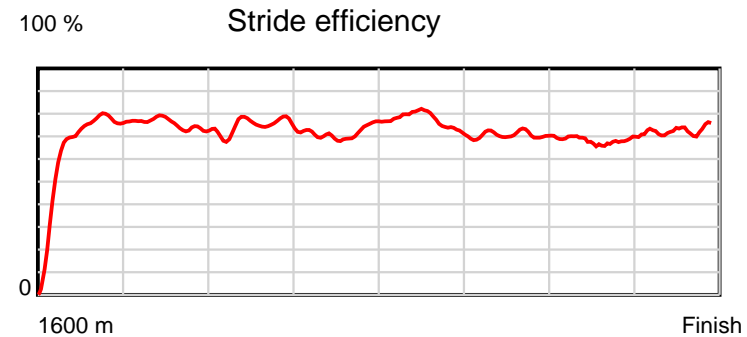
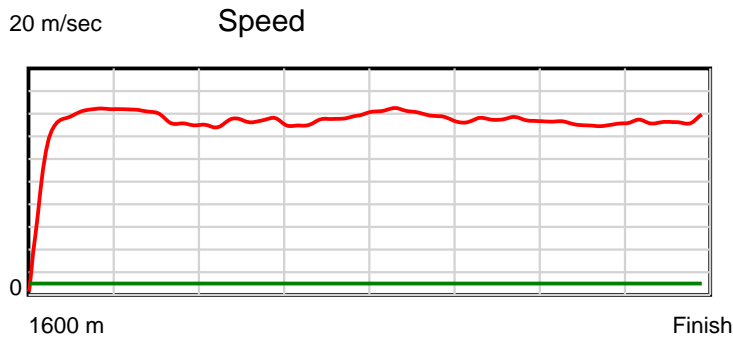
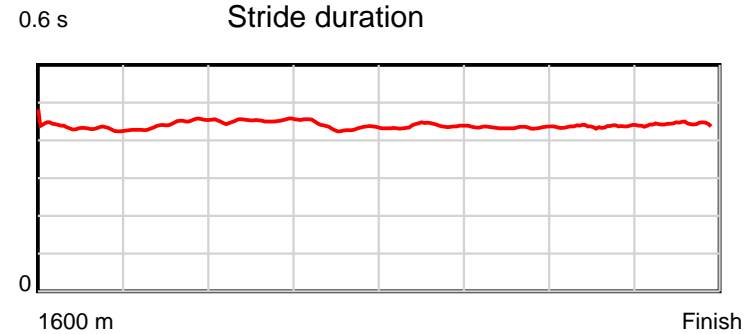
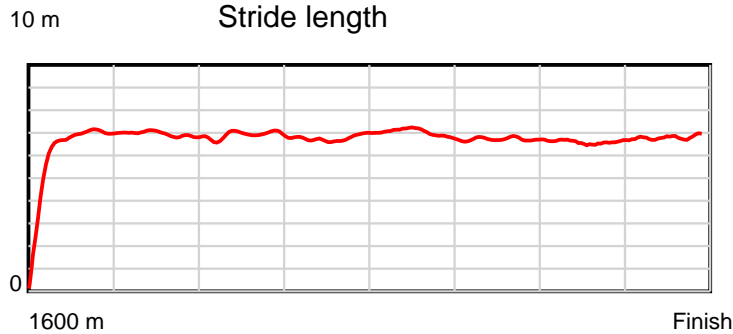
Disclaimer.

Tasracing Pty Ltd and Thoroughbred Ratings Pty Ltd accepts no responsibility for the completeness or accuracy of any of the information contained herein, and makes no representations about its suitability for any particular purpose. Users should make their own judgements about those matters and/or seek independent advice. You assume all risks associated with use of the data provided on this page.

Race Results

June 29, 2014, Race 1, MDN/CL1-SW, Distance 1600m, Elwick Course Proper - Offset 3m

Result	TAB no.	Horse (Barrier)	1600 to	1400m to	1200m to	1000m to	800m to	600m to	400m to	200m to	Total or	Margin
2nd	8	Trelew (4)	1400m	1200m	1000m	800m	600m	400m	200m	WP	Average	
		Position in running (margin)	-	7(3.6)	5(2.5)	5(1.2)	1(0.0)	1(0.0)	1(0.0)	1(0.0)		0.40
		Sectional time (s)	16.17	12.62	12.99	12.98	12.52	13.09	13.07	12.88		
		Cumulative time (s)	106.34	90.17	77.54	64.55	51.57	39.05	25.96	12.88	1:46.34	
		Speed (m/s)	12.37	15.85	15.40	15.41	15.97	15.28	15.30	15.53	15.05	
		Stride length (m)	5.52	7.00	6.97	6.74	6.99	6.63	6.66	6.82	6.63	
		Stride duration (s)	0.439	0.442	0.453	0.438	0.437	0.434	0.435	0.439	0.441	
		Stride efficiency (%)	47.56	76.62	75.82	71.00	76.28	68.75	69.22	72.70	68.68	
		Stride count	36.25	28.56	28.71	29.67	28.63	30.15	30.05	29.32	241.34	



Note: Horizontal distance axis grid lines are 200m furlongs.

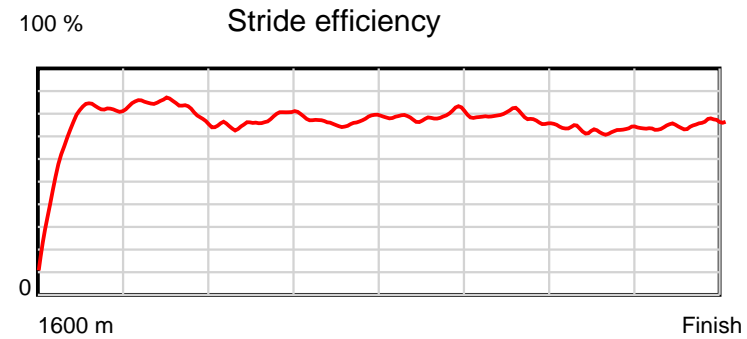
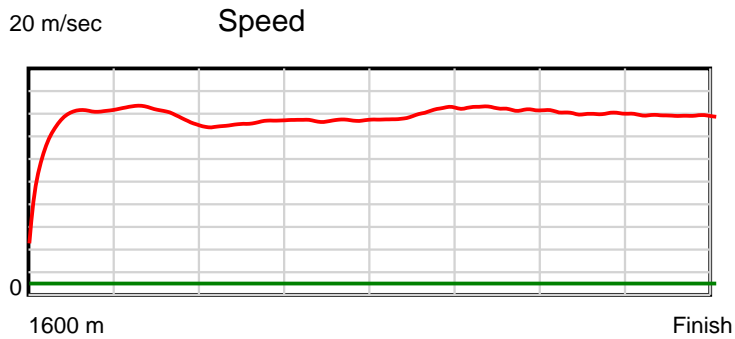
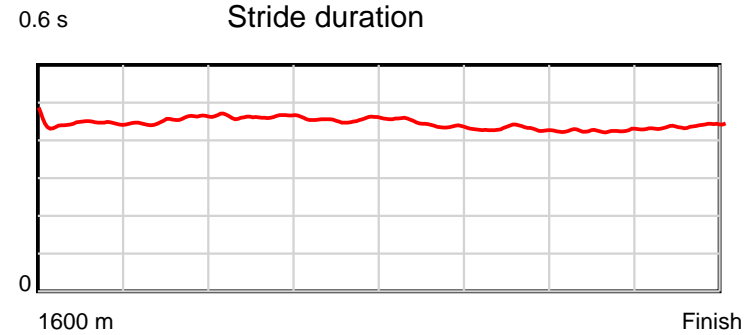
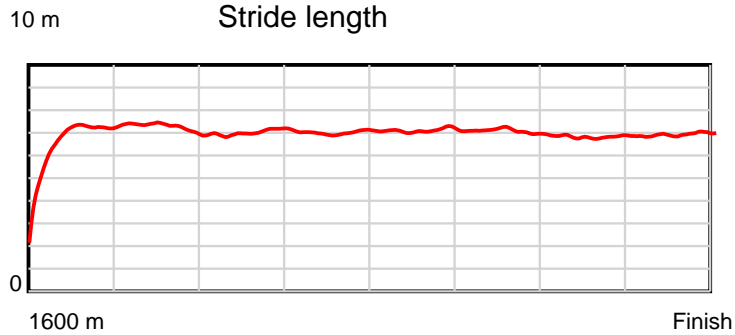
Disclaimer.

Tasracing Pty Ltd and Thoroughbred Ratings Pty Ltd accepts no responsibility for the completeness or accuracy of any of the information contained herein, and makes no representations about its suitability for any particular purpose. Users should make their own judgements about those matters and/or seek independent advice. You assume all risks associated with use of the data provided on this page.

Race Results

June 29, 2014, Race 1, MDN/CL1-SW, Distance 1600m, Elwick Course Proper - Offset 3m

Result	TAB no.	Horse (Barrier)	1600 to	1400m to	1200m to	1000m to	800m to	600m to	400m to	200m to	Total or	Margin
3rd	9	Aladoni (7)	1400m	1200m	1000m	800m	600m	400m	200m	WP	Average	
		Position in running (margin)	-	6(3.5)	8(4.4)	8(5.8)	8(5.9)	8(7.2)	7(3.2)	3(1.1)		2.20
		Sectional time (s)	16.39	12.94	13.45	13.19	12.74	12.43	12.73	12.83		
		Cumulative time (s)	106.70	90.31	77.37	63.92	50.73	37.99	25.56	12.83	1:46.70	
		Speed (m/s)	12.20	15.46	14.87	15.16	15.70	16.09	15.71	15.59	15.00	
		Stride length (m)	5.72	7.03	6.88	6.89	6.95	6.92	6.69	6.83	6.71	
		Stride duration (s)	0.449	0.455	0.463	0.455	0.443	0.430	0.426	0.438	0.448	
		Stride efficiency (%)	51.07	77.29	74.05	74.23	75.41	74.77	69.99	72.93	70.42	
		Stride count	34.98	28.44	29.05	29.02	28.79	28.91	29.88	29.28	238.35	



Note: Horizontal distance axis grid lines are 200m furlongs.

Disclaimer.

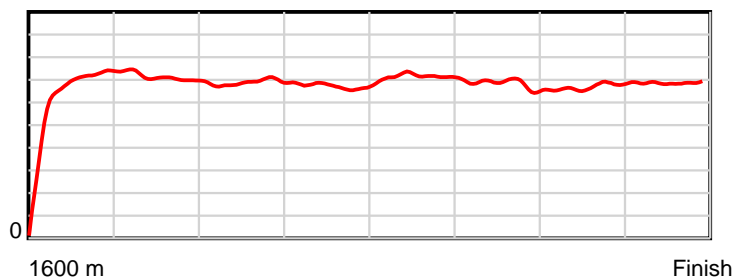
Tasracing Pty Ltd and Thoroughbred Ratings Pty Ltd accepts no responsibility for the completeness or accuracy of any of the information contained herein, and makes no representations about its suitability for any particular purpose. Users should make their own judgements about those matters and/or seek independent advice. You assume all risks associated with use of the data provided on this page.

Race Results

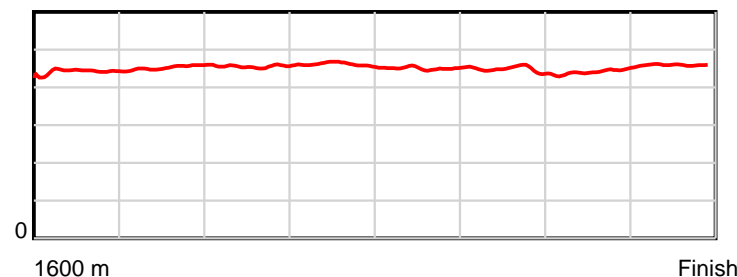
June 29, 2014, Race 1, MDN/CL1-SW, Distance 1600m, Elwick Course Proper - Offset 3m

Result	TAB no.	Horse (Barrier)	1600 to	1400m to	1200m to	1000m to	800m to	600m to	400m to	200m to	Total or	Margin
4th	4	Koutoufides (5)	1400m	1200m	1000m	800m	600m	400m	200m	WP	Average	
		Position in running (margin)	-	3(2.1)	4(2.2)	4(1.0)	5(3.5)	4(3.8)	5(2.9)	4(2.5)		4.00
		Sectional time (s)	15.77	12.81	13.01	13.61	12.56	12.95	13.00	13.34		
		Cumulative time (s)	107.06	91.29	78.48	65.46	51.86	39.30	26.34	13.34	1:47.06	
		Speed (m/s)	12.68	15.61	15.37	14.70	15.92	15.44	15.38	14.99	14.94	
		Stride length (m)	5.59	7.07	7.00	6.78	7.17	6.93	6.77	6.89	6.74	
		Stride duration (s)	0.435	0.453	0.455	0.461	0.450	0.449	0.440	0.459	0.451	
		Stride efficiency (%)	48.79	78.16	76.50	71.81	80.32	74.97	71.70	74.14	70.93	
		Stride count	35.79	28.28	28.58	29.50	27.90	28.87	29.53	29.04	237.49	

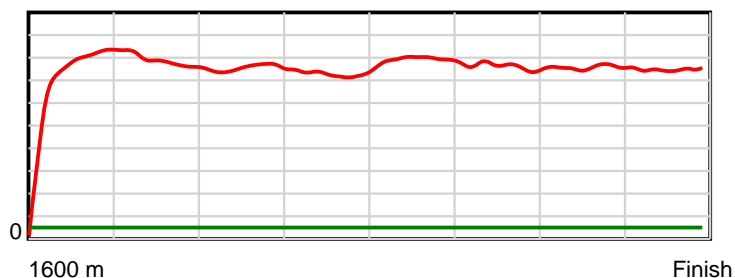
10 m Stride length



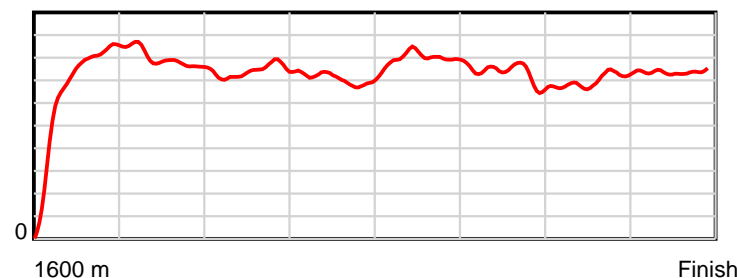
0.6 s Stride duration



20 m/sec Speed



100 % Stride efficiency



Note: Horizontal distance axis grid lines are 200m furlongs.

Disclaimer.

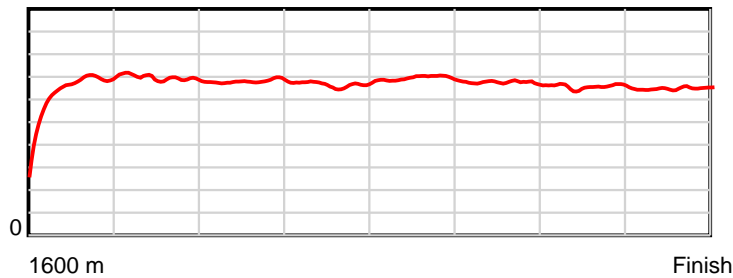
Tasracing Pty Ltd and Thoroughbred Ratings Pty Ltd accepts no responsibility for the completeness or accuracy of any of the information contained herein, and makes no representations about its suitability for any particular purpose. Users should make their own judgements about those matters and/or seek independent advice. You assume all risks associated with use of the data provided on this page.

Race Results

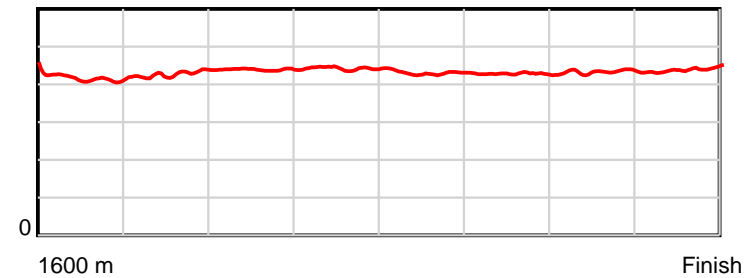
June 29, 2014, Race 1, MDN/CL1-SW, Distance 1600m, Elwick Course Proper - Offset 3m

Result	TAB no.	Horse (Barrier)	1600 to	1400m to	1200m to	1000m to	800m to	600m to	400m to	200m to	Total or	Margin
5th	6	Gee Gees Prair... (8)	1400m	1200m	1000m	800m	600m	400m	200m	WP	Average	
		Position in running (margin)	-	2(2.0)	3(0.9)	3(0.7)	4(3.0)	5(3.8)	4(2.2)	5(4.1)		11.50
		Sectional time (s)	16.64	12.61	13.18	13.58	12.65	12.82	13.40	13.73		
		Cumulative time (s)	108.60	91.96	79.35	66.17	52.60	39.94	27.12	13.73	1:48.59	
		Speed (m/s)	12.02	15.86	15.17	14.73	15.81	15.60	14.93	14.57	14.73	
		Stride length (m)	5.44	6.77	6.65	6.52	6.79	6.66	6.47	6.41	6.44	
		Stride duration (s)	0.424	0.427	0.438	0.443	0.430	0.427	0.433	0.440	0.437	
		Stride efficiency (%)	46.30	71.65	69.19	66.40	72.13	69.29	65.38	64.22	64.72	
		Stride count	36.74	29.54	30.06	30.68	29.44	30.03	30.92	31.20	248.61	

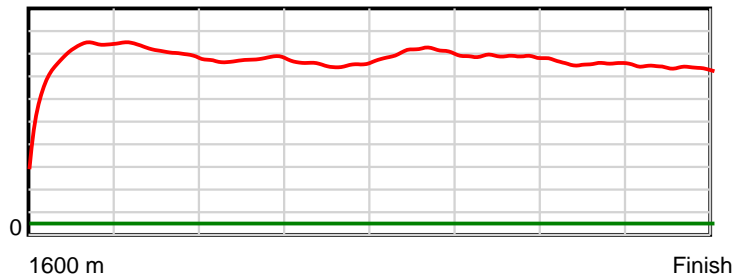
10 m Stride length



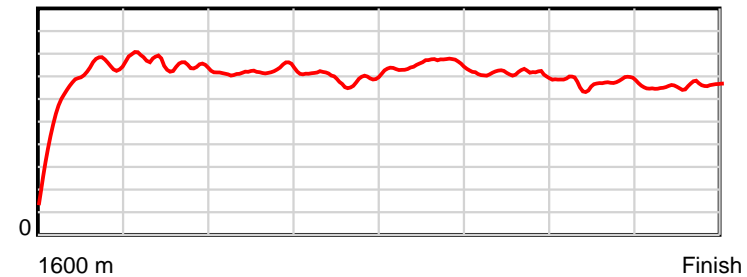
0.6 s Stride duration



20 m/sec Speed



100 % Stride efficiency



Note: Horizontal distance axis grid lines are 200m furlongs.

Disclaimer.

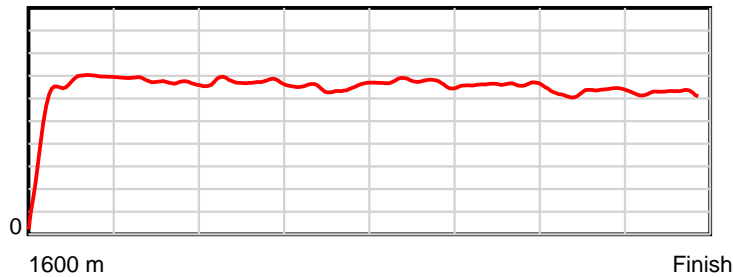
Tasracing Pty Ltd and Thoroughbred Ratings Pty Ltd accepts no responsibility for the completeness or accuracy of any of the information contained herein, and makes no representations about its suitability for any particular purpose. Users should make their own judgements about those matters and/or seek independent advice. You assume all risks associated with use of the data provided on this page.

Race Results

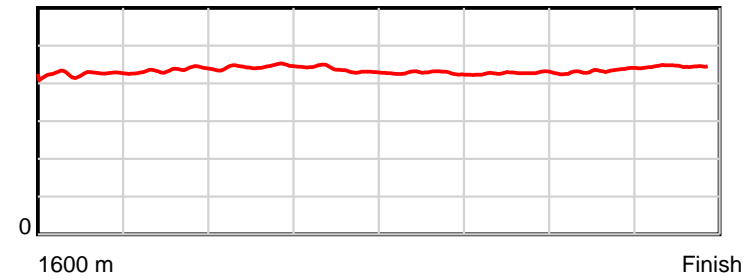
June 29, 2014, Race 1, MDN/CL1-SW, Distance 1600m, Elwick Course Proper - Offset 3m

Result	TAB no.	Horse (Barrier)	1600 to	1400m to	1200m to	1000m to	800m to	600m to	400m to	200m to	Total or	Margin
6th	2	General Gee Ge... (2)	1400m	1200m	1000m	800m	600m	400m	200m	WP	Average	
		Position in running (margin)	-	4(2.9)	1(0.0)	1(0.0)	3(2.2)	3(3.0)	3(1.9)	6(6.0)		14.50
		Sectional time (s)	16.74	12.30	13.21	13.55	12.66	12.90	13.75	14.11		
		Cumulative time (s)	109.23	92.49	80.19	66.98	53.42	40.77	27.86	14.11	1:49.23	
		Speed (m/s)	11.95	16.26	15.14	14.76	15.80	15.50	14.55	14.17	14.65	
		Stride length (m)	5.42	7.06	6.70	6.47	6.76	6.61	6.27	6.31	6.41	
		Stride duration (s)	0.426	0.434	0.443	0.439	0.428	0.426	0.431	0.445	0.438	
		Stride efficiency (%)	45.82	77.87	70.11	65.44	71.45	68.20	61.51	62.18	64.28	
		Stride count	36.93	28.33	29.86	30.91	29.58	30.27	31.88	31.71	249.47	

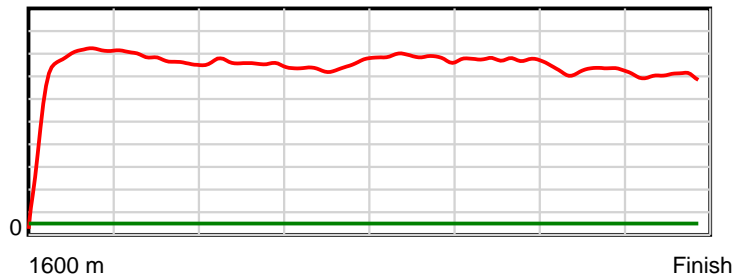
10 m Stride length



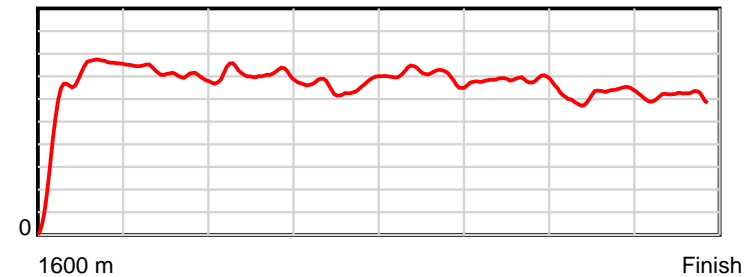
0.6 s Stride duration



20 m/sec Speed



100 % Stride efficiency



Note: Horizontal distance axis grid lines are 200m furlongs.

Disclaimer.

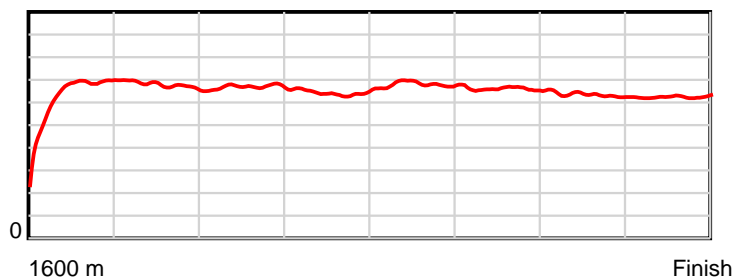
Tasracing Pty Ltd and Thoroughbred Ratings Pty Ltd accepts no responsibility for the completeness or accuracy of any of the information contained herein, and makes no representations about its suitability for any particular purpose. Users should make their own judgements about those matters and/or seek independent advice. You assume all risks associated with use of the data provided on this page.

Race Results

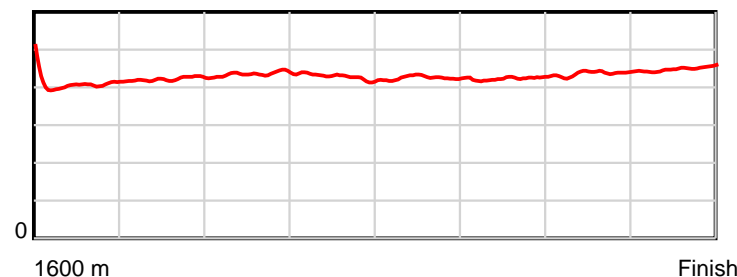
June 29, 2014, Race 1, MDN/CL1-SW, Distance 1600m, Elwick Course Proper - Offset 3m

Result	TAB no.	Horse (Barrier)	1600 to	1400m to	1200m to	1000m to	800m to	600m to	400m to	200m to	Total or	Margin
7th	1	Elstmann (1)	1400m	1200m	1000m	800m	600m	400m	200m	WP	Average	
		Position in running (margin)	-	1(0.0)	2(0.7)	2(0.1)	2(1.4)	2(1.9)	2(1.3)	7(6.8)		19.50
		Sectional time (s)	16.72	12.90	13.12	13.40	12.61	12.99	13.99	14.56		
		Cumulative time (s)	110.29	93.57	80.66	67.55	54.15	41.54	28.55	14.56	1:50.29	
		Speed (m/s)	11.96	15.50	15.24	14.93	15.86	15.40	14.30	13.74	14.51	
		Stride length (m)	5.40	6.55	6.64	6.38	6.76	6.51	6.25	6.18	6.31	
		Stride duration (s)	0.419	0.422	0.436	0.427	0.426	0.422	0.437	0.450	0.435	
		Stride efficiency (%)	45.65	66.94	68.93	63.58	71.48	66.14	61.05	59.69	62.16	
		Stride count	37.00	30.56	30.11	31.35	29.57	30.74	32.00	32.36	253.69	

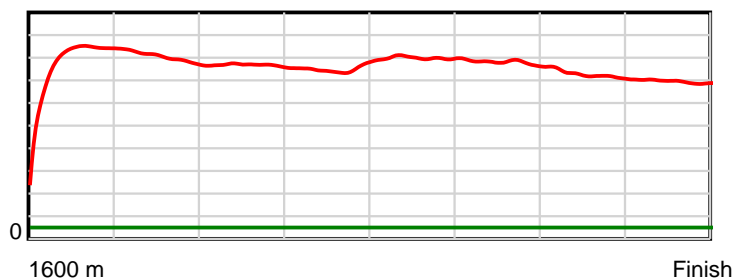
10 m Stride length



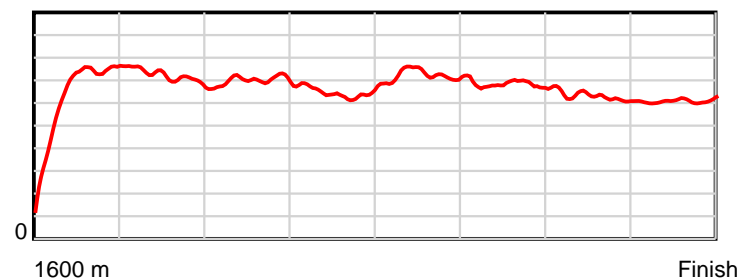
0.6 s Stride duration



20 m/sec Speed



100 % Stride efficiency



Note: Horizontal distance axis grid lines are 200m furlongs.

Disclaimer.

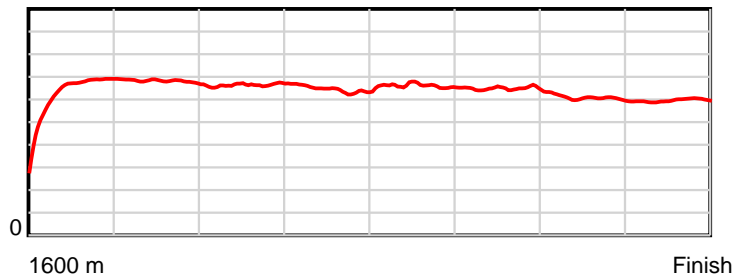
Tasracing Pty Ltd and Thoroughbred Ratings Pty Ltd accepts no responsibility for the completeness or accuracy of any of the information contained herein, and makes no representations about its suitability for any particular purpose. Users should make their own judgements about those matters and/or seek independent advice. You assume all risks associated with use of the data provided on this page.

Race Results

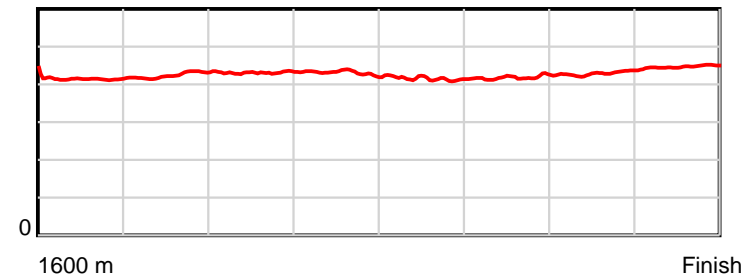
June 29, 2014, Race 1, MDN/CL1-SW, Distance 1600m, Elwick Course Proper - Offset 3m

Result	TAB no.	Horse (Barrier)	1600 to	1400m to	1200m to	1000m to	800m to	600m to	400m to	200m to	Total or	Margin
8th	5	Miracle Mick (3)	1400m	1200m	1000m	800m	600m	400m	200m	WP	Average	
		Position in running (margin)	-	5(3.3)	6(3.1)	6(2.2)	6(4.3)	7(5.5)	8(4.8)	8(12.0)		28.80
		Sectional time (s)	17.91	12.76	13.07	13.54	12.72	12.97	14.28	15.08		
		Cumulative time (s)	112.33	94.42	81.66	68.59	55.05	42.33	29.36	15.08	1:52.33	
		Speed (m/s)	11.17	15.67	15.30	14.77	15.72	15.42	14.01	13.26	14.24	
		Stride length (m)	5.26	6.66	6.58	6.35	6.51	6.45	6.02	5.93	6.19	
		Stride duration (s)	0.424	0.425	0.430	0.430	0.414	0.418	0.430	0.447	0.434	
		Stride efficiency (%)	43.26	69.27	67.57	63.04	66.14	64.95	56.58	54.99	59.79	
		Stride count	38.01	30.04	30.41	31.49	30.74	31.02	33.24	33.71	258.66	

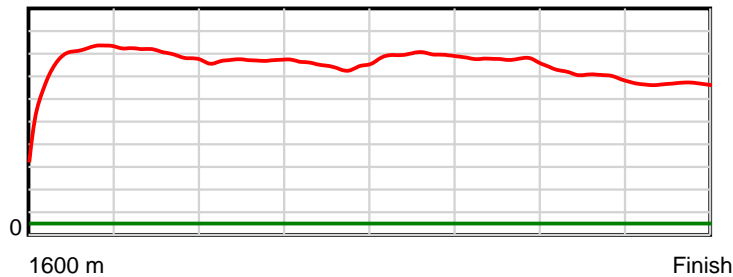
10 m Stride length



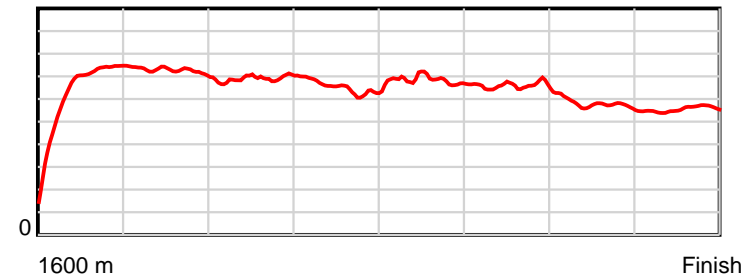
0.6 s Stride duration



20 m/sec Speed



100 % Stride efficiency



Note: Horizontal distance axis grid lines are 200m furlongs.

Disclaimer.

Tasracing Pty Ltd and Thoroughbred Ratings Pty Ltd accepts no responsibility for the completeness or accuracy of any of the information contained herein, and makes no representations about its suitability for any particular purpose. Users should make their own judgements about those matters and/or seek independent advice. You assume all risks associated with use of the data provided on this page.