



## Race Results

Tasmanian Racing Club, Hobart, June 29, 2014

Compilation date: June 30, 2014, 9:12:54 AM (EST)

Copyright © 2014 Tasracing Pty Ltd. All rights reserved.

### Trademarks.

StrideMASTER is a registered trademark of Thoroughbred Ratings Pty Ltd.

### Disclaimer.

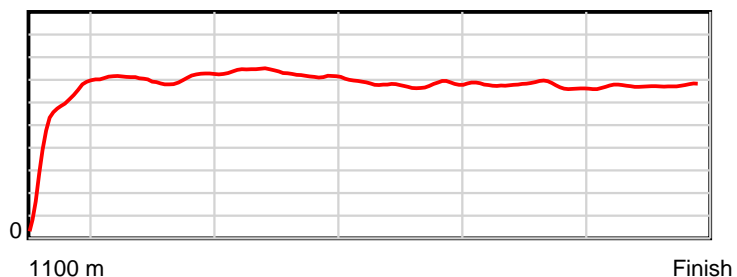
Tasracing Pty Ltd and Thoroughbred Ratings Pty Ltd accepts no responsibility for the completeness or accuracy of any of the information contained herein, and makes no representations about its suitability for any particular purpose. Users should make their own judgements about those matters and/or seek independent advice. You assume all risks associated with use of the data provided on this page.

# Race Results

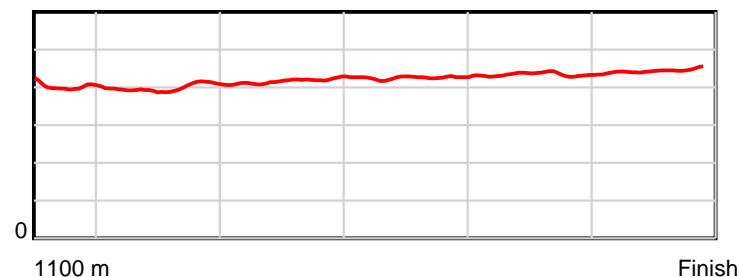
June 29, 2014, Race 4, 2UP MDN-SW, Distance 1100m, Elwick Course Proper - Offset 3m

| Result | TAB no. | Horse (Barrier)              | 1100 to | 1000m to | 800m to | 600m to | 400m to | 200m to | Total or | Margin |
|--------|---------|------------------------------|---------|----------|---------|---------|---------|---------|----------|--------|
| 1st    | 11      | Silandro (7)                 | 1000m   | 800m     | 600m    | 400m    | 200m    | WP      | Average  |        |
|        |         | Position in running (margin) | -       | 5(1.4)   | 1(0.0)  | 1(0.0)  | 2(0.5)  | 1(0.0)  |          | 0.00   |
|        |         | Sectional time (s)           | 9.20    | 10.77    | 11.50   | 12.48   | 12.73   | 13.00   |          |        |
|        |         | Cumulative time (s)          | 69.68   | 60.48    | 49.71   | 38.21   | 25.73   | 13.00   | 1:09.68  |        |
|        |         | Speed (m/s)                  | 10.87   | 18.57    | 17.39   | 16.03   | 15.71   | 15.38   | 15.79    |        |
|        |         | Stride length (m)            | 4.35    | 7.39     | 7.25    | 6.82    | 6.82    | 6.84    | 6.64     |        |
|        |         | Stride duration (s)          | 0.400   | 0.398    | 0.417   | 0.425   | 0.434   | 0.445   | 0.421    |        |
|        |         | Stride efficiency (%)        | 29.57   | 85.25    | 82.10   | 72.60   | 72.68   | 73.12   | 68.97    |        |
|        |         | Stride count                 | 22.99   | 27.08    | 27.59   | 29.34   | 29.33   | 29.24   | 165.57   |        |

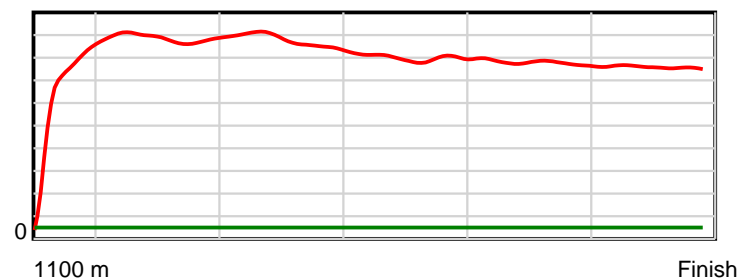
10 m Stride length



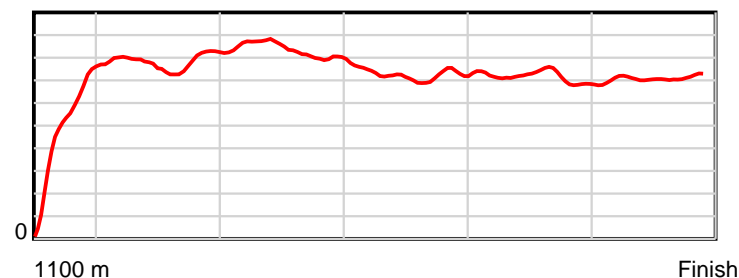
0.6 s Stride duration



20 m/sec Speed



100 % Stride efficiency



Note: Horizontal distance axis grid lines are 200m furlongs.

## Disclaimer.

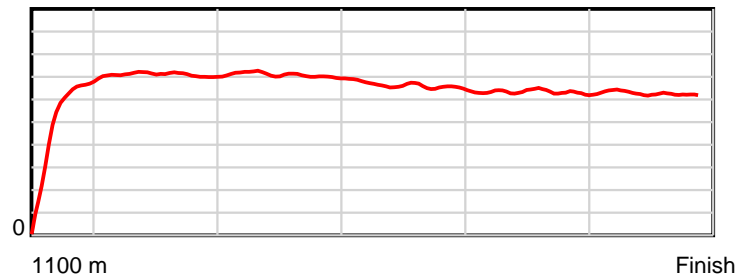
Tasracing Pty Ltd and Thoroughbred Ratings Pty Ltd accepts no responsibility for the completeness or accuracy of any of the information contained herein, and makes no representations about its suitability for any particular purpose. Users should make their own judgements about those matters and/or seek independent advice. You assume all risks associated with use of the data provided on this page.

# Race Results

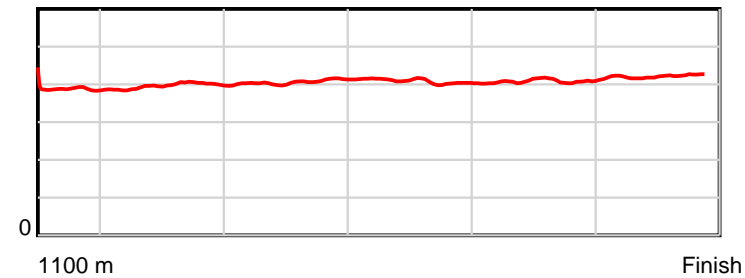
June 29, 2014, Race 4, 2UP MDN-SW, Distance 1100m, Elwick Course Proper - Offset 3m

| Result | TAB no. | Horse (Barrier)              | 1100 to      | 1000m to    | 800m to     | 600m to     | 400m to     | 200m to   | Total or       | Margin |
|--------|---------|------------------------------|--------------|-------------|-------------|-------------|-------------|-----------|----------------|--------|
| 2nd    | 2       | <b>Geegee's Clang (9)</b>    | <b>1000m</b> | <b>800m</b> | <b>600m</b> | <b>400m</b> | <b>200m</b> | <b>WP</b> | <b>Average</b> |        |
|        |         | Position in running (margin) | -            | 6(1.5)      | 3(0.5)      | 2(0.9)      | 1(0.0)      | 2(0.1)    |                | 1.50   |
|        |         | Sectional time (s)           | 9.15         | 10.85       | 11.58       | 12.23       | 12.84       | 13.32     |                |        |
|        |         | Cumulative time (s)          | 69.97        | 60.82       | 49.98       | 38.40       | 26.17       | 13.32     | 1:09.96        |        |
|        |         | Speed (m/s)                  | 10.93        | 18.43       | 17.27       | 16.35       | 15.58       | 15.02     | 15.72          |        |
|        |         | Stride length (m)            | 4.28         | 7.29        | 6.98        | 6.69        | 6.32        | 6.31      | 6.37           |        |
|        |         | Stride duration (s)          | 0.398        | 0.395       | 0.404       | 0.409       | 0.406       | 0.421     | 0.405          |        |
|        |         | Stride efficiency (%)        | 28.60        | 83.06       | 76.16       | 69.91       | 62.49       | 62.26     | 63.43          |        |
|        |         | Stride count                 | 23.37        | 27.43       | 28.65       | 29.90       | 31.63       | 31.68     | 172.66         |        |

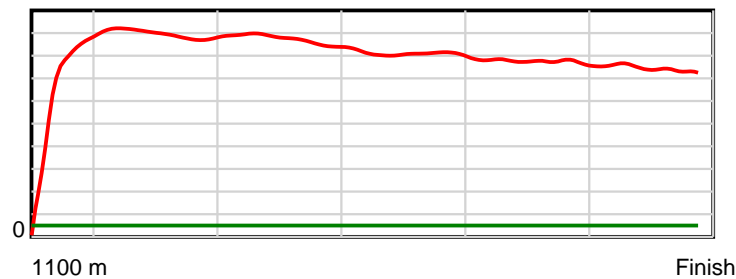
10 m Stride length



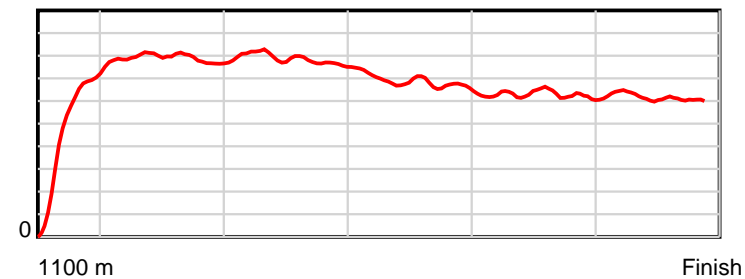
0.6 s Stride duration



20 m/sec Speed



100 % Stride efficiency



Note: Horizontal distance axis grid lines are 200m furlongs.

## Disclaimer.

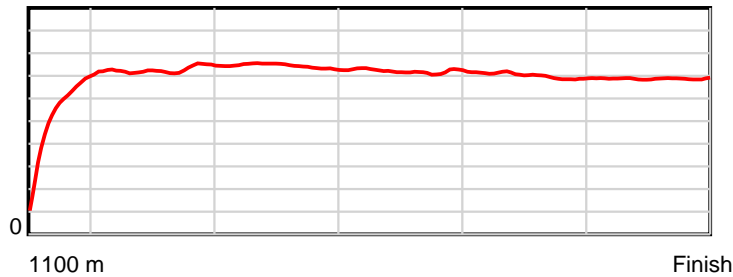
Tasracing Pty Ltd and Thoroughbred Ratings Pty Ltd accepts no responsibility for the completeness or accuracy of any of the information contained herein, and makes no representations about its suitability for any particular purpose. Users should make their own judgements about those matters and/or seek independent advice. You assume all risks associated with use of the data provided on this page.

# Race Results

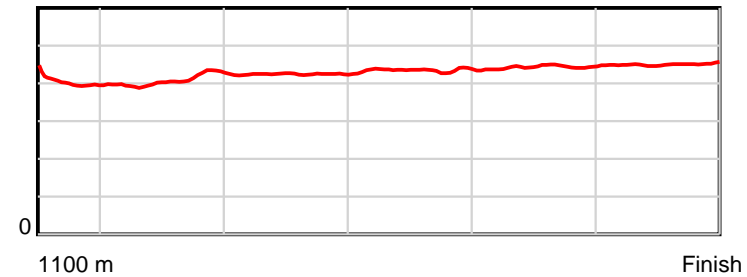
June 29, 2014, Race 4, 2UP MDN-SW, Distance 1100m, Elwick Course Proper - Offset 3m

| Result | TAB no. | Horse (Barrier)              | 1100 to      | 1000m to    | 800m to     | 600m to     | 400m to     | 200m to   | Total or       | Margin |
|--------|---------|------------------------------|--------------|-------------|-------------|-------------|-------------|-----------|----------------|--------|
| 3rd    | 1       | <b>Crambazzled (8)</b>       | <b>1000m</b> | <b>800m</b> | <b>600m</b> | <b>400m</b> | <b>200m</b> | <b>WP</b> | <b>Average</b> |        |
|        |         | Position in running (margin) | -            | 2(0.2)      | 2(0.3)      | 3(1.1)      | 3(0.6)      | 3(2.2)    |                | 3.50   |
|        |         | Sectional time (s)           | 8.92         | 11.02       | 11.63       | 12.30       | 13.10       | 13.38     |                |        |
|        |         | Cumulative time (s)          | 70.35        | 61.43       | 50.41       | 38.77       | 26.47       | 13.38     | 1:10.34        |        |
|        |         | Speed (m/s)                  | 11.21        | 18.15       | 17.20       | 16.26       | 15.27       | 14.95     | 15.64          |        |
|        |         | Stride length (m)            | 4.52         | 7.40        | 7.28        | 7.07        | 6.77        | 6.75      | 6.70           |        |
|        |         | Stride duration (s)          | 0.412        | 0.408       | 0.423       | 0.435       | 0.443       | 0.451     | 0.429          |        |
|        |         | Stride efficiency (%)        | 31.96        | 85.55       | 82.73       | 78.05       | 71.53       | 71.13     | 70.19          |        |
|        |         | Stride count                 | 22.11        | 27.03       | 27.49       | 28.30       | 29.56       | 29.64     | 164.13         |        |

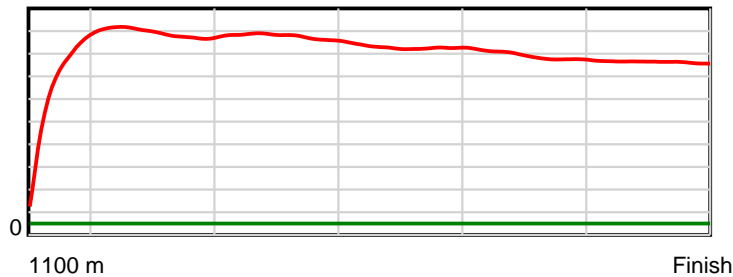
10 m Stride length



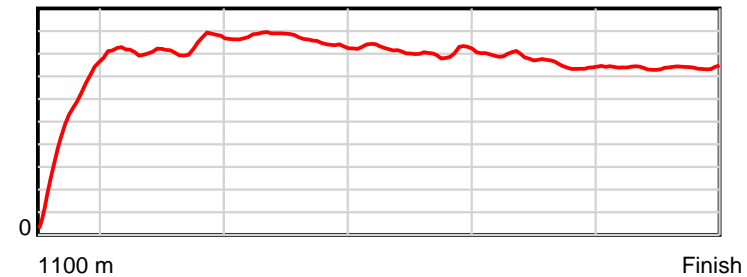
0.6 s Stride duration



20 m/sec Speed



100 % Stride efficiency



Note: Horizontal distance axis grid lines are 200m furlongs.

### Disclaimer.

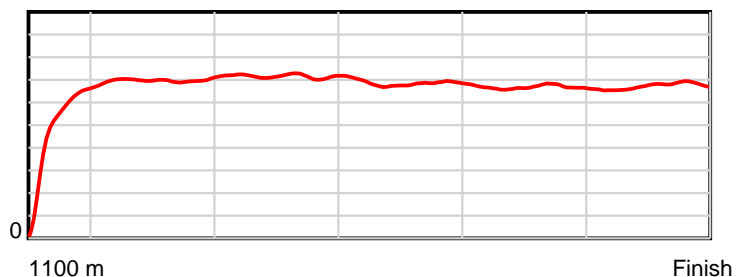
Tasracing Pty Ltd and Thoroughbred Ratings Pty Ltd accepts no responsibility for the completeness or accuracy of any of the information contained herein, and makes no representations about its suitability for any particular purpose. Users should make their own judgements about those matters and/or seek independent advice. You assume all risks associated with use of the data provided on this page.

# Race Results

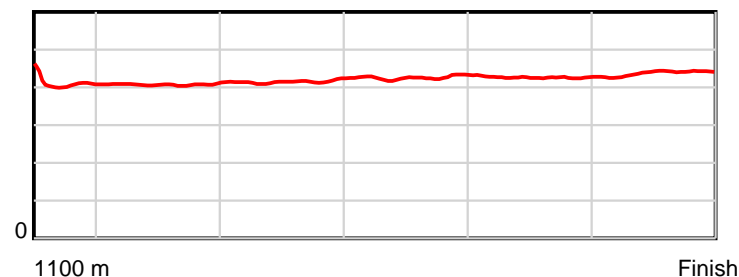
June 29, 2014, Race 4, 2UP MDN-SW, Distance 1100m, Elwick Course Proper - Offset 3m

| Result | TAB no. | Horse (Barrier)              | 1100 to      | 1000m to    | 800m to     | 600m to     | 400m to     | 200m to   | Total or       | Margin |
|--------|---------|------------------------------|--------------|-------------|-------------|-------------|-------------|-----------|----------------|--------|
| 4th    | 3       | <b>Gocarma (2)</b>           | <b>1000m</b> | <b>800m</b> | <b>600m</b> | <b>400m</b> | <b>200m</b> | <b>WP</b> | <b>Average</b> |        |
|        |         | Position in running (margin) | -            | 9(1.9)      | 7(3.7)      | 6(4.8)      | 6(5.9)      | 5(6.1)    |                | 5.50   |
|        |         | Sectional time (s)           | 9.40         | 11.31       | 11.68       | 12.57       | 12.85       | 12.93     |                |        |
|        |         | Cumulative time (s)          | 70.74        | 61.34       | 50.03       | 38.35       | 25.78       | 12.93     | 1:10.73        |        |
|        |         | Speed (m/s)                  | 10.64        | 17.68       | 17.12       | 15.91       | 15.56       | 15.47     | 15.55          |        |
|        |         | Stride length (m)            | 4.30         | 7.21        | 7.11        | 6.78        | 6.62        | 6.76      | 6.53           |        |
|        |         | Stride duration (s)          | 0.404        | 0.408       | 0.415       | 0.426       | 0.425       | 0.437     | 0.420          |        |
|        |         | Stride efficiency (%)        | 28.83        | 81.17       | 79.04       | 71.82       | 68.50       | 71.37     | 66.64          |        |
|        |         | Stride count                 | 23.28        | 27.75       | 28.12       | 29.50       | 30.21       | 29.59     | 168.45         |        |

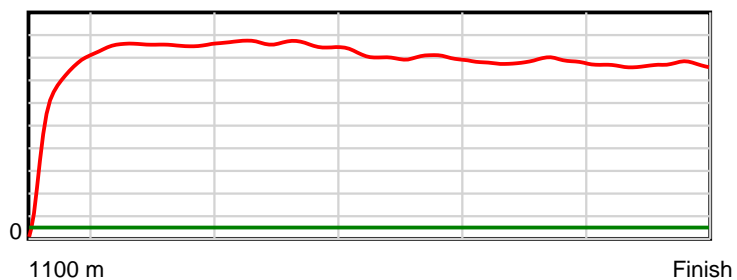
10 m Stride length



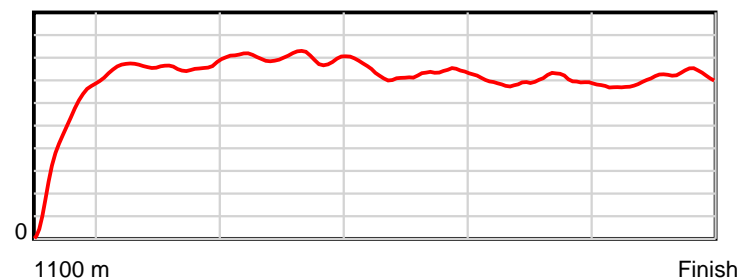
0.6 s Stride duration



20 m/sec Speed



100 % Stride efficiency



Note: Horizontal distance axis grid lines are 200m furlongs.

## Disclaimer.

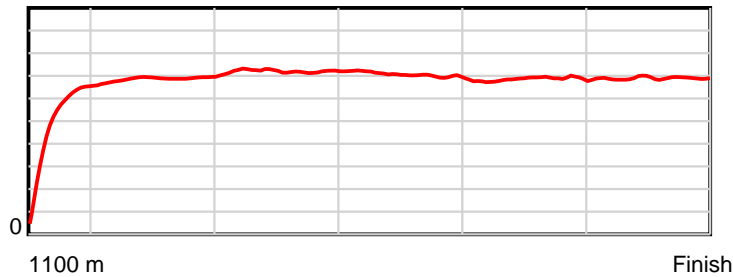
Tasracing Pty Ltd and Thoroughbred Ratings Pty Ltd accepts no responsibility for the completeness or accuracy of any of the information contained herein, and makes no representations about its suitability for any particular purpose. Users should make their own judgements about those matters and/or seek independent advice. You assume all risks associated with use of the data provided on this page.

# Race Results

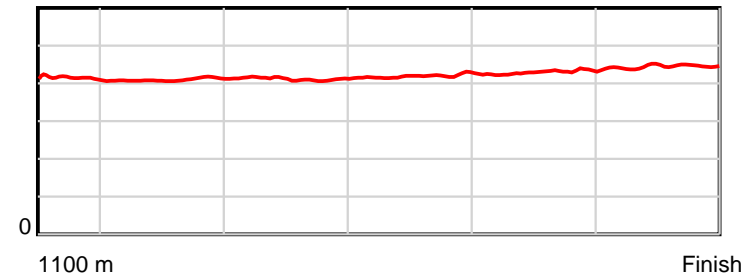
June 29, 2014, Race 4, 2UP MDN-SW, Distance 1100m, Elwick Course Proper - Offset 3m

| Result | TAB no. | Horse (Barrier)              | 1100 to | 1000m to | 800m to | 600m to | 400m to | 200m to | Total or | Margin |
|--------|---------|------------------------------|---------|----------|---------|---------|---------|---------|----------|--------|
| 5th    | 6       | Rest Upon (4)                | 1000m   | 800m     | 600m    | 400m    | 200m    | WP      | Average  |        |
|        |         | Position in running (margin) | -       | 4(0.7)   | 10(6.4) | 10(7.8) | 5(5.6)  | 4(5.6)  |          | 5.70   |
|        |         | Sectional time (s)           | 9.21    | 11.95    | 11.75   | 12.02   | 12.82   | 13.04   |          |        |
|        |         | Cumulative time (s)          | 70.78   | 61.57    | 49.62   | 37.88   | 25.86   | 13.04   | 1:10.78  |        |
|        |         | Speed (m/s)                  | 10.86   | 16.74    | 17.02   | 16.64   | 15.60   | 15.34   | 15.54    |        |
|        |         | Stride length (m)            | 4.70    | 6.86     | 7.00    | 6.97    | 6.71    | 6.82    | 6.59     |        |
|        |         | Stride duration (s)          | 0.416   | 0.410    | 0.411   | 0.419   | 0.430   | 0.445   | 0.424    |        |
|        |         | Stride efficiency (%)        | 34.50   | 73.48    | 76.54   | 75.82   | 70.37   | 72.72   | 67.91    |        |
|        |         | Stride count                 | 21.28   | 29.17    | 28.58   | 28.71   | 29.80   | 29.32   | 166.86   |        |

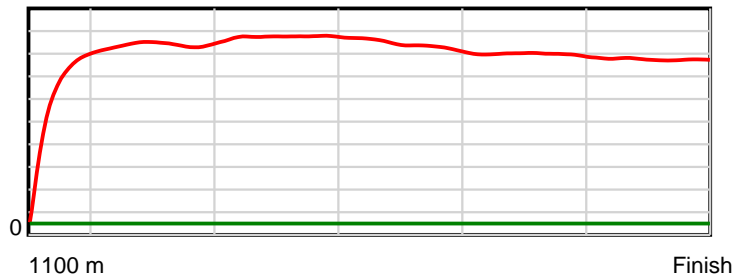
10 m Stride length



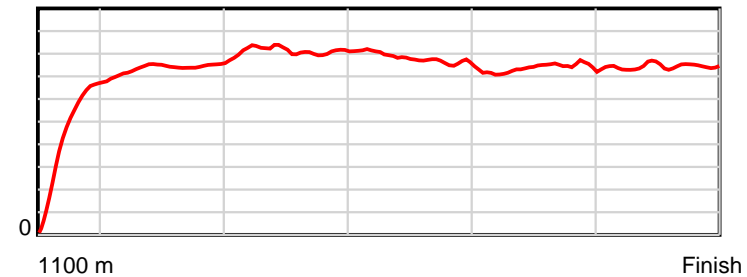
0.6 s Stride duration



20 m/sec Speed



100 % Stride efficiency



Note: Horizontal distance axis grid lines are 200m furlongs.

**Disclaimer.**

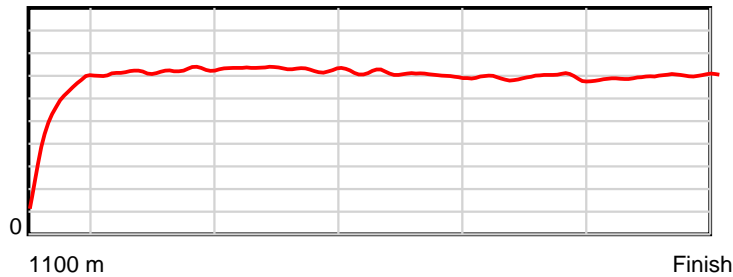
Tasracing Pty Ltd and Thoroughbred Ratings Pty Ltd accepts no responsibility for the completeness or accuracy of any of the information contained herein, and makes no representations about its suitability for any particular purpose. Users should make their own judgements about those matters and/or seek independent advice. You assume all risks associated with use of the data provided on this page.

# Race Results

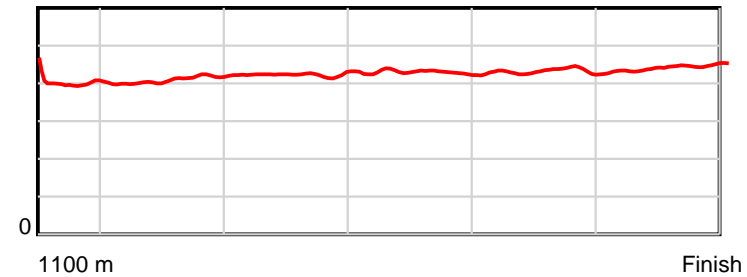
June 29, 2014, Race 4, 2UP MDN-SW, Distance 1100m, Elwick Course Proper - Offset 3m

| Result | TAB no. | Horse (Barrier)              | 1100 to | 1000m to | 800m to | 600m to | 400m to | 200m to | Total or | Margin |
|--------|---------|------------------------------|---------|----------|---------|---------|---------|---------|----------|--------|
| 6th    | 5       | Mel the Parrot (5)           | 1000m   | 800m     | 600m    | 400m    | 200m    | WP      | Average  |        |
|        |         | Position in running (margin) | -       | 1(0.0)   | 5(1.8)  | 5(4.5)  | 4(5.4)  | 6(7.2)  |          | 8.20   |
|        |         | Sectional time (s)           | 9.40    | 11.31    | 11.95   | 12.53   | 13.11   | 12.95   |          |        |
|        |         | Cumulative time (s)          | 71.27   | 61.87    | 50.55   | 38.60   | 26.06   | 12.95   | 1:11.26  |        |
|        |         | Speed (m/s)                  | 10.63   | 17.68    | 16.74   | 15.96   | 15.26   | 15.44   | 15.43    |        |
|        |         | Stride length (m)            | 4.72    | 7.22     | 7.09    | 6.83    | 6.59    | 6.84    | 6.63     |        |
|        |         | Stride duration (s)          | 0.411   | 0.408    | 0.424   | 0.428   | 0.432   | 0.443   | 0.429    |        |
|        |         | Stride efficiency (%)        | 34.79   | 81.48    | 78.46   | 72.96   | 67.79   | 73.14   | 68.63    |        |
|        |         | Stride count                 | 21.19   | 27.70    | 28.23   | 29.27   | 30.37   | 29.23   | 165.99   |        |

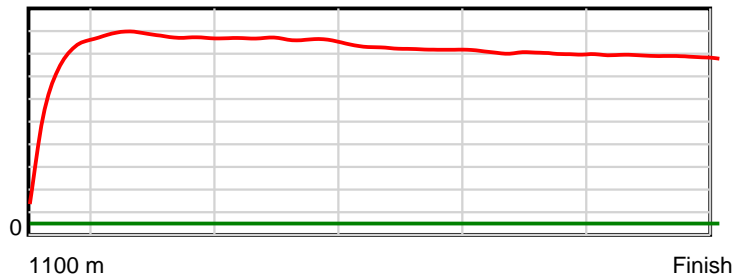
10 m Stride length



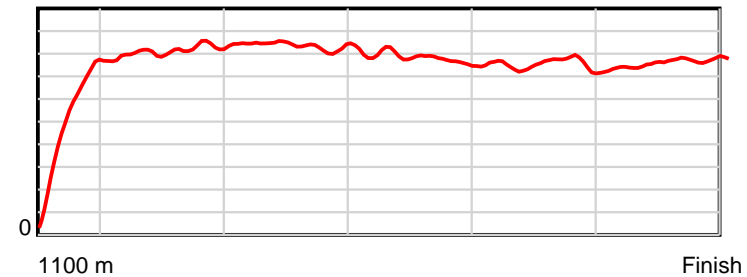
0.6 s Stride duration



20 m/sec Speed



100 % Stride efficiency



Note: Horizontal distance axis grid lines are 200m furlongs.

### Disclaimer.

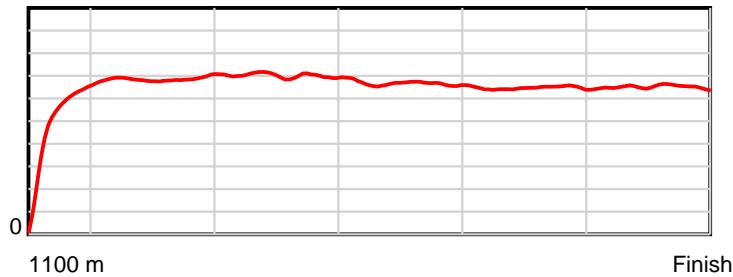
Tasracing Pty Ltd and Thoroughbred Ratings Pty Ltd accepts no responsibility for the completeness or accuracy of any of the information contained herein, and makes no representations about its suitability for any particular purpose. Users should make their own judgements about those matters and/or seek independent advice. You assume all risks associated with use of the data provided on this page.

# Race Results

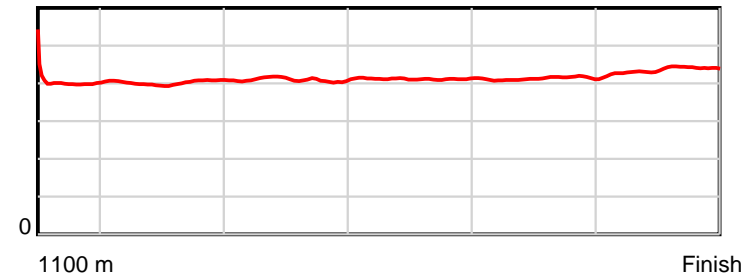
June 29, 2014, Race 4, 2UP MDN-SW, Distance 1100m, Elwick Course Proper - Offset 3m

| Result | TAB no. | Horse (Barrier)              | 1100 to      | 1000m to    | 800m to     | 600m to     | 400m to     | 200m to   | Total or       | Margin |
|--------|---------|------------------------------|--------------|-------------|-------------|-------------|-------------|-----------|----------------|--------|
| 7th    | 7       | <b>Special Fusion (6)</b>    | <b>1000m</b> | <b>800m</b> | <b>600m</b> | <b>400m</b> | <b>200m</b> | <b>WP</b> | <b>Average</b> |        |
|        |         | Position in running (margin) | -            | 10(3.0)     | 9(4.9)      | 9(7.7)      | 10(7.9)     | 7(8.6)    |                | 11.20  |
|        |         | Sectional time (s)           | 9.91         | 11.32       | 11.97       | 12.43       | 12.94       | 13.32     |                |        |
|        |         | Cumulative time (s)          | 71.88        | 61.97       | 50.65       | 38.69       | 26.26       | 13.32     | 1:11.87        |        |
|        |         | Speed (m/s)                  | 10.10        | 17.67       | 16.71       | 16.09       | 15.46       | 15.02     | 15.30          |        |
|        |         | Stride length (m)            | 4.17         | 7.09        | 6.84        | 6.62        | 6.38        | 6.56      | 6.34           |        |
|        |         | Stride duration (s)          | 0.401        | 0.401       | 0.409       | 0.411       | 0.413       | 0.437     | 0.414          |        |
|        |         | Stride efficiency (%)        | 27.21        | 78.59       | 73.11       | 68.39       | 63.60       | 67.16     | 62.82          |        |
|        |         | Stride count                 | 23.96        | 28.20       | 29.24       | 30.23       | 31.35       | 30.51     | 173.49         |        |

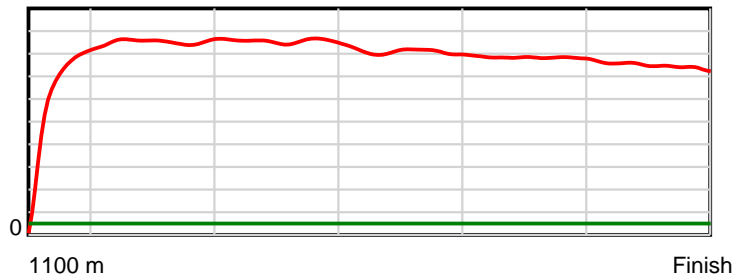
10 m Stride length



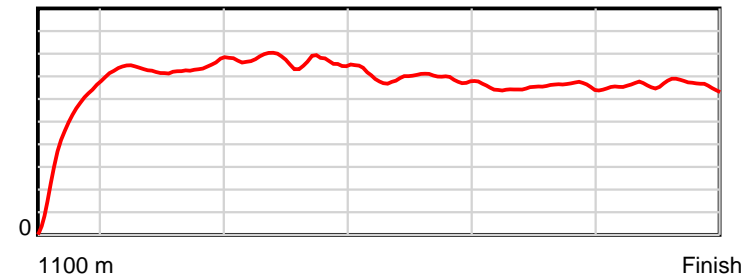
0.6 s Stride duration



20 m/sec Speed



100 % Stride efficiency



Note: Horizontal distance axis grid lines are 200m furlongs.

## Disclaimer.

Tasracing Pty Ltd and Thoroughbred Ratings Pty Ltd accepts no responsibility for the completeness or accuracy of any of the information contained herein, and makes no representations about its suitability for any particular purpose. Users should make their own judgements about those matters and/or seek independent advice. You assume all risks associated with use of the data provided on this page.

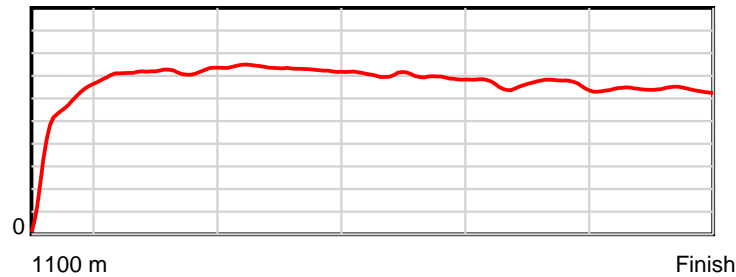


# Race Results

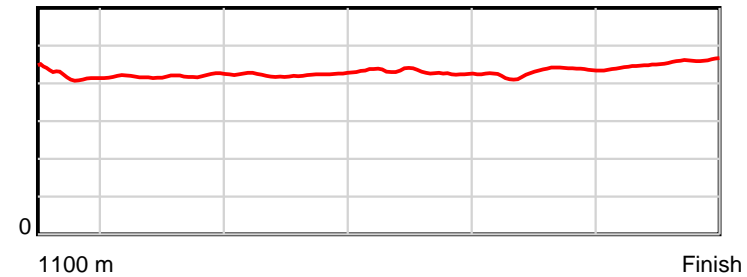
June 29, 2014, Race 4, 2UP MDN-SW, Distance 1100m, Elwick Course Proper - Offset 3m

| Result | TAB no. | Horse (Barrier)              | 1100 to | 1000m to | 800m to | 600m to | 400m to | 200m to | Total or | Margin |
|--------|---------|------------------------------|---------|----------|---------|---------|---------|---------|----------|--------|
| 8th    | 4       | Lavella (3)                  | 1000m   | 800m     | 600m    | 400m    | 200m    | WP      | Average  |        |
|        |         | Position in running (margin) | -       | 8(1.9)   | 8(4.2)  | 8(6.0)  | 7(6.6)  | 8(8.6)  |          | 16.70  |
|        |         | Sectional time (s)           | 10.05   | 11.41    | 11.79   | 12.49   | 13.16   | 14.11   |          |        |
|        |         | Cumulative time (s)          | 73.01   | 62.96    | 51.55   | 39.76   | 27.28   | 14.11   | 1:13.01  |        |
|        |         | Speed (m/s)                  | 9.96    | 17.53    | 16.96   | 16.01   | 15.20   | 14.17   | 15.07    |        |
|        |         | Stride length (m)            | 4.36    | 7.36     | 7.18    | 6.87    | 6.55    | 6.44    | 6.52     |        |
|        |         | Stride duration (s)          | 0.410   | 0.420    | 0.423   | 0.429   | 0.431   | 0.455   | 0.433    |        |
|        |         | Stride efficiency (%)        | 29.73   | 84.58    | 80.46   | 73.82   | 67.05   | 64.83   | 66.47    |        |
|        |         | Stride count                 | 22.93   | 27.18    | 27.87   | 29.10   | 30.53   | 31.05   | 168.66   |        |

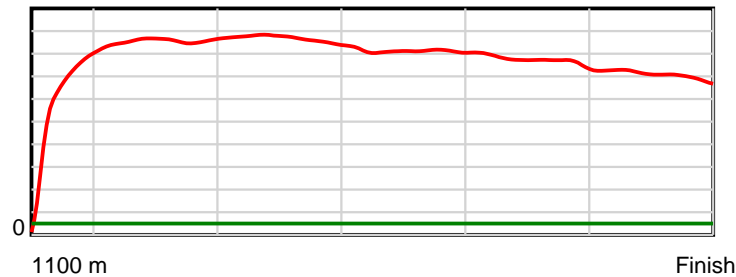
10 m Stride length



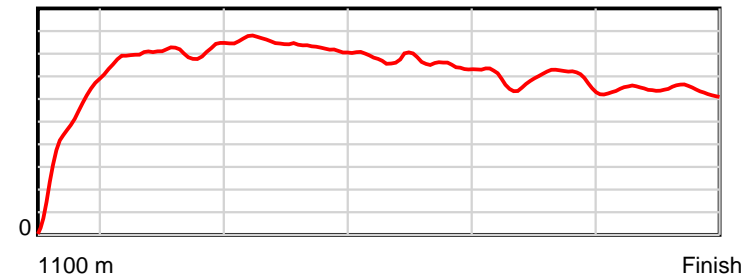
0.6 s Stride duration



20 m/sec Speed



100 % Stride efficiency



Note: Horizontal distance axis grid lines are 200m furlongs.

## Disclaimer.

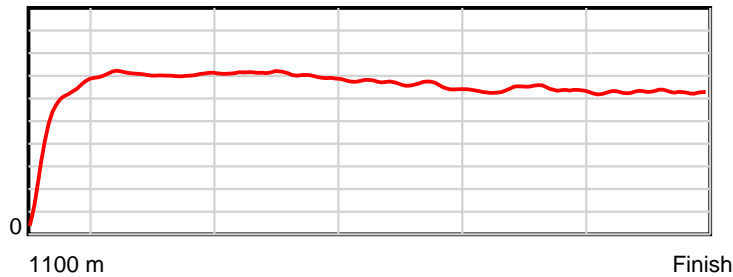
Tasracing Pty Ltd and Thoroughbred Ratings Pty Ltd accepts no responsibility for the completeness or accuracy of any of the information contained herein, and makes no representations about its suitability for any particular purpose. Users should make their own judgements about those matters and/or seek independent advice. You assume all risks associated with use of the data provided on this page.

# Race Results

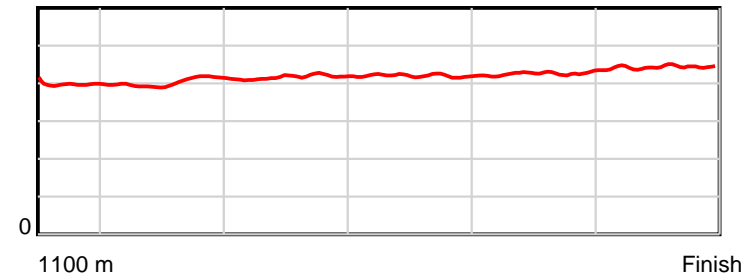
June 29, 2014, Race 4, 2UP MDN-SW, Distance 1100m, Elwick Course Proper - Offset 3m

| Result | TAB no. | Horse (Barrier)              | 1100 to | 1000m to | 800m to | 600m to | 400m to | 200m to | Total or | Margin |
|--------|---------|------------------------------|---------|----------|---------|---------|---------|---------|----------|--------|
| 9th    | 8       | Star Rocket (10)             | 1000m   | 800m     | 600m    | 400m    | 200m    | WP      | Average  |        |
|        |         | Position in running (margin) | -       | 3(0.7)   | 4(1.2)  | 4(4.1)  | 8(6.7)  | 9(9.7)  |          | 18.20  |
|        |         | Sectional time (s)           | 9.97    | 11.10    | 11.99   | 12.81   | 13.31   | 14.13   |          |        |
|        |         | Cumulative time (s)          | 73.32   | 63.35    | 52.25   | 40.26   | 27.45   | 14.13   | 1:13.31  |        |
|        |         | Speed (m/s)                  | 10.03   | 18.02    | 16.68   | 15.61   | 15.03   | 14.15   | 15.00    |        |
|        |         | Stride length (m)            | 4.15    | 7.24     | 6.94    | 6.56    | 6.38    | 6.26    | 6.31     |        |
|        |         | Stride duration (s)          | 0.390   | 0.402    | 0.416   | 0.420   | 0.425   | 0.442   | 0.421    |        |
|        |         | Stride efficiency (%)        | 26.97   | 81.81    | 75.28   | 67.20   | 63.67   | 61.21   | 62.23    |        |
|        |         | Stride count                 | 24.07   | 27.64    | 28.81   | 30.50   | 31.33   | 31.96   | 174.31   |        |

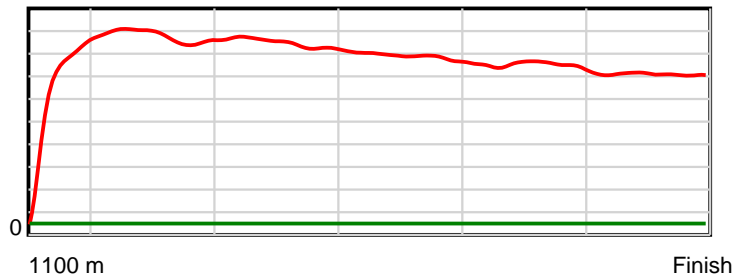
10 m Stride length



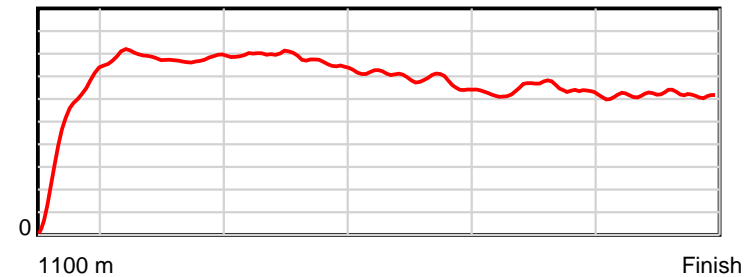
0.6 s Stride duration



20 m/sec Speed



100 % Stride efficiency



Note: Horizontal distance axis grid lines are 200m furlongs.

## Disclaimer.

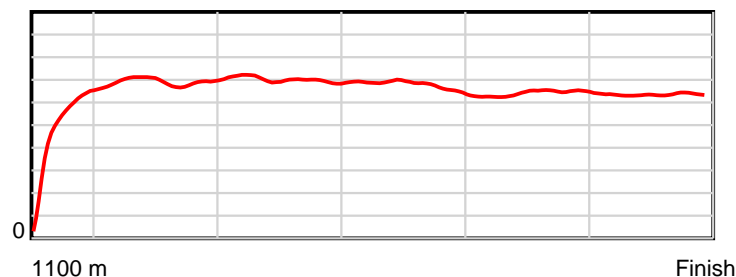
Tasracing Pty Ltd and Thoroughbred Ratings Pty Ltd accepts no responsibility for the completeness or accuracy of any of the information contained herein, and makes no representations about its suitability for any particular purpose. Users should make their own judgements about those matters and/or seek independent advice. You assume all risks associated with use of the data provided on this page.

# Race Results

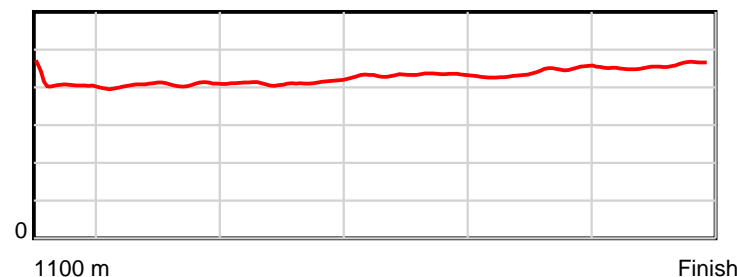
June 29, 2014, Race 4, 2UP MDN-SW, Distance 1100m, Elwick Course Proper - Offset 3m

| Result | TAB no. | Horse (Barrier)              | 1100 to      | 1000m to    | 800m to     | 600m to     | 400m to     | 200m to   | Total or       | Margin |
|--------|---------|------------------------------|--------------|-------------|-------------|-------------|-------------|-----------|----------------|--------|
| 10th   | 10      | <b>She's Peachy (1)</b>      | <b>1000m</b> | <b>800m</b> | <b>600m</b> | <b>400m</b> | <b>200m</b> | <b>WP</b> | <b>Average</b> |        |
|        |         | Position in running (margin) | -            | 7(1.8)      | 6(3.7)      | 7(4.8)      | 9(7.1)      | 10(11.8)  |                | 18.40  |
|        |         | Sectional time (s)           | 9.99         | 11.33       | 11.68       | 12.76       | 13.61       | 13.99     |                |        |
|        |         | Cumulative time (s)          | 73.36        | 63.37       | 52.04       | 40.36       | 27.60       | 13.99     | 1:13.36        |        |
|        |         | Speed (m/s)                  | 10.01        | 17.65       | 17.12       | 15.67       | 14.70       | 14.30     | 14.99          |        |
|        |         | Stride length (m)            | 4.41         | 7.18        | 7.06        | 6.79        | 6.46        | 6.53      | 6.47           |        |
|        |         | Stride duration (s)          | 0.405        | 0.407       | 0.412       | 0.433       | 0.440       | 0.457     | 0.432          |        |
|        |         | Stride efficiency (%)        | 30.34        | 80.61       | 77.85       | 71.98       | 65.28       | 66.61     | 65.48          |        |
|        |         | Stride count                 | 22.70        | 27.85       | 28.34       | 29.47       | 30.94       | 30.63     | 169.93         |        |

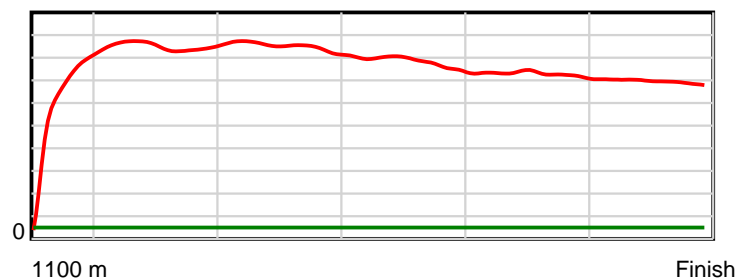
10 m Stride length



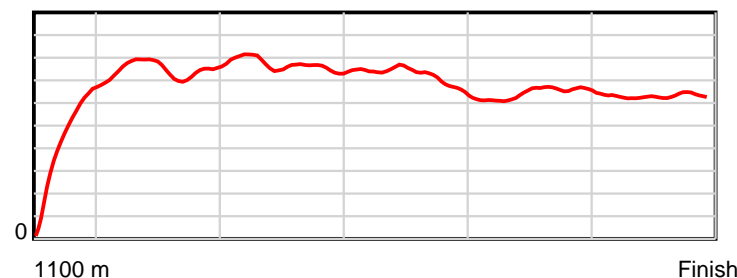
0.6 s Stride duration



20 m/sec Speed



100 % Stride efficiency



Note: Horizontal distance axis grid lines are 200m furlongs.

## Disclaimer.

Tasracing Pty Ltd and Thoroughbred Ratings Pty Ltd accepts no responsibility for the completeness or accuracy of any of the information contained herein, and makes no representations about its suitability for any particular purpose. Users should make their own judgements about those matters and/or seek independent advice. You assume all risks associated with use of the data provided on this page.