



## Race Results

Tasmanian Racing Club, Hobart, June 29, 2014

Compilation date: June 30, 2014, 9:13:26 AM (EST)

Copyright © 2014 Tasracing Pty Ltd. All rights reserved.

### Trademarks.

StrideMASTER is a registered trademark of Thoroughbred Ratings Pty Ltd.

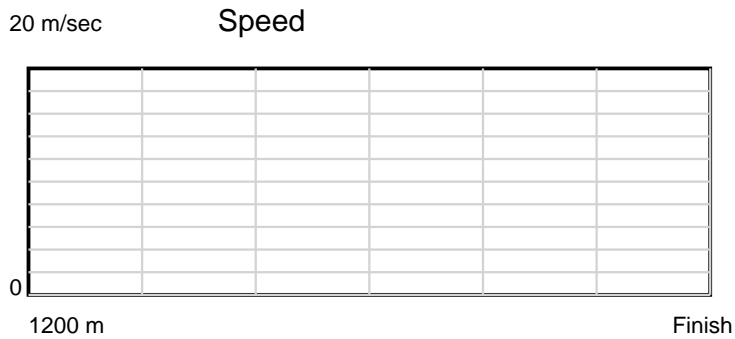
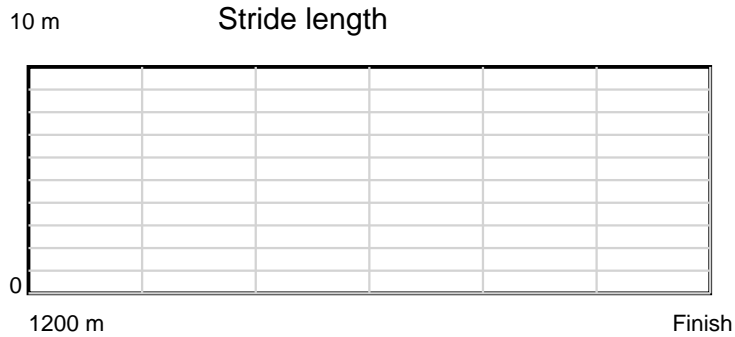
### Disclaimer.

Tasracing Pty Ltd and Thoroughbred Ratings Pty Ltd accepts no responsibility for the completeness or accuracy of any of the information contained herein, and makes no representations about its suitability for any particular purpose. Users should make their own judgements about those matters and/or seek independent advice. You assume all risks associated with use of the data provided on this page.

# Race Results

June 29, 2014, Race 5, OPEN HCP, Distance 1200m, Elwick Course Proper - Offset 3m

Result	TAB no.	Horse (Barrier)	1200 to	1000m to	800m to	600m to	400m to	200m to	Total or	Margin
1st	1	<b>Spy Wears Prad... (5)</b>								
		Position in running (margin)								
		Sectional time (s)								
		Cumulative time (s)								
		Speed (m/s)								
		Stride length (m)								
		Stride duration (s)								
		Stride efficiency (%)								
		Stride count								



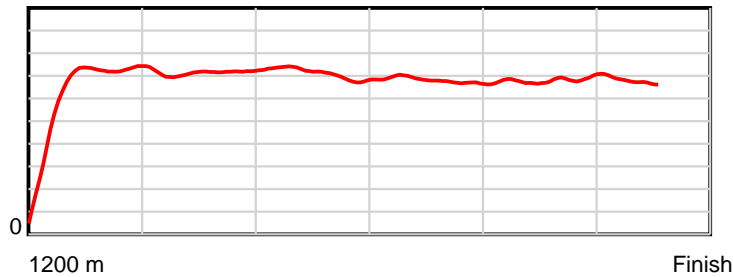
Note: Horizontal distance axis grid lines are 200m furlongs.

# Race Results

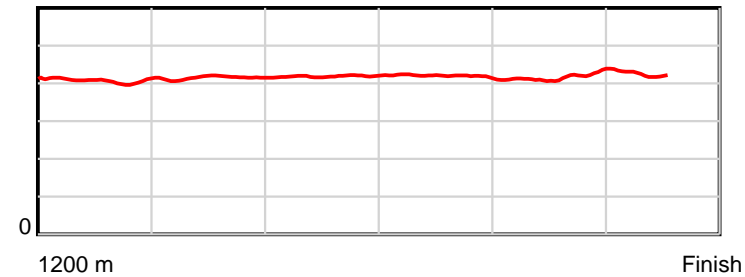
June 29, 2014, Race 5, OPEN HCP, Distance 1200m, Elwick Course Proper - Offset 3m

Result	TAB no.	Horse (Barrier)	1200 to	1000m to	800m to	600m to	400m to	200m to	Total or	Margin
2nd	7	Tuesdaynitedel... (2)	1000m	800m	600m	400m	200m	WP	Average	
		Position in running (margin)	-	4(5.8)	4(3.8)	4(5.2)	4(7.3)	3(2.2)		0.40
		Sectional time (s)	15.44	11.03	11.64	12.24	12.22	12.53		
		Cumulative time (s)	75.10	59.66	48.63	36.99	24.75	12.53	1:15.09	
		Speed (m/s)	12.96	18.13	17.18	16.34	16.37	15.96	15.98	
		Stride length (m)	5.71	7.45	7.15	6.88	6.76	6.80	6.74	
		Stride duration (s)	0.423	0.411	0.416	0.421	0.413	0.426	0.422	
		Stride efficiency (%)	50.99	86.73	79.96	73.91	71.33	72.27	71.09	
		Stride count	35.01	26.85	27.96	29.08	29.60	29.41	177.91	

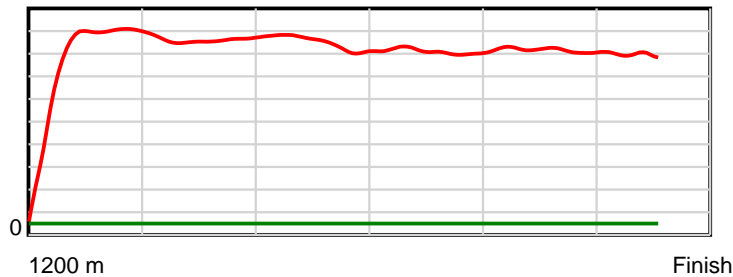
10 m Stride length



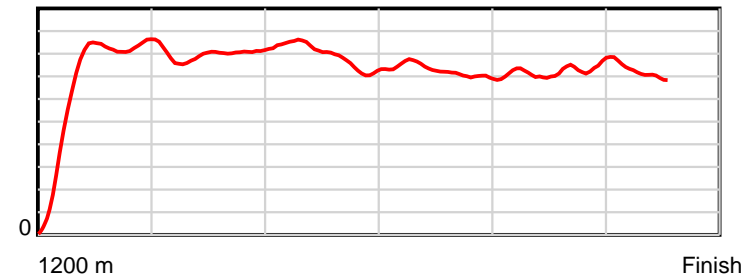
0.6 s Stride duration



20 m/sec Speed



100 % Stride efficiency



Note: Horizontal distance axis grid lines are 200m furlongs.

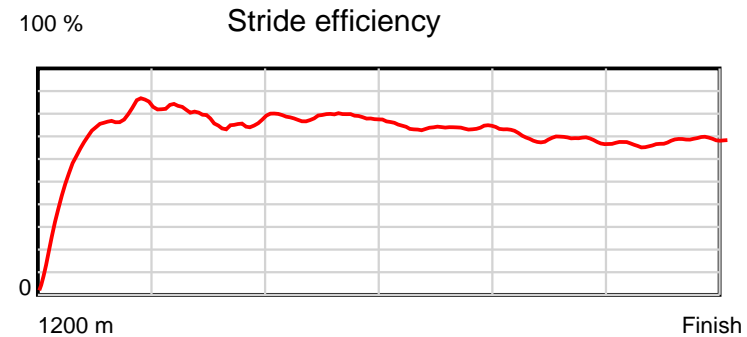
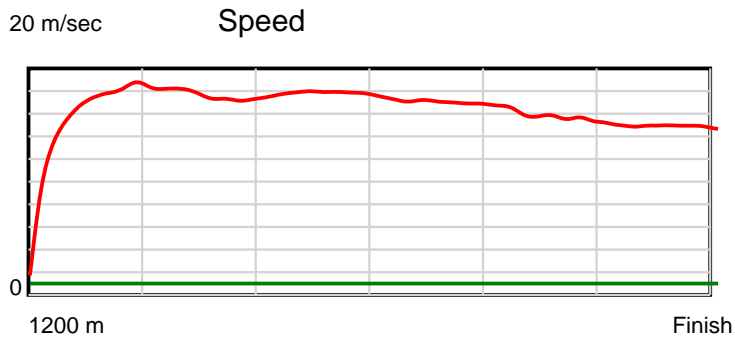
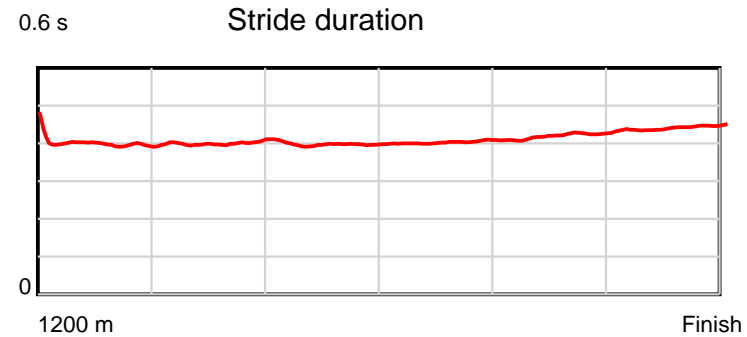
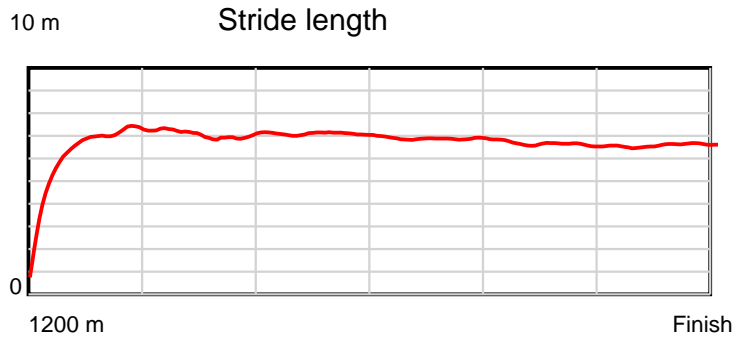
## Disclaimer.

Tasracing Pty Ltd and Thoroughbred Ratings Pty Ltd accepts no responsibility for the completeness or accuracy of any of the information contained herein, and makes no representations about its suitability for any particular purpose. Users should make their own judgements about those matters and/or seek independent advice. You assume all risks associated with use of the data provided on this page.

# Race Results

June 29, 2014, Race 5, OPEN HCP, Distance 1200m, Elwick Course Proper - Offset 3m

Result	TAB no.	Horse (Barrier)	1200 to	1000m to	800m to	600m to	400m to	200m to	Total or	Margin
3rd	2	Mr Fashion (6)	1000m	800m	600m	400m	200m	WP	Average	
		Position in running (margin)	-	1(0.0)	1(0.0)	1(0.0)	1(0.0)	1(0.0)		4.20
		Sectional time (s)	14.49	11.36	11.41	11.89	13.06	13.61		
		Cumulative time (s)	75.82	61.33	49.97	38.56	26.67	13.61	1:15.81	
		Speed (m/s)	13.81	17.61	17.53	16.82	15.31	14.70	15.83	
		Stride length (m)	5.80	7.05	6.96	6.78	6.45	6.50	6.56	
		Stride duration (s)	0.402	0.400	0.397	0.403	0.421	0.442	0.414	
		Stride efficiency (%)	52.49	77.63	75.62	71.81	65.04	65.93	67.24	
		Stride count	34.51	28.38	28.75	29.50	31.00	30.79	182.93	



Note: Horizontal distance axis grid lines are 200m furlongs.

## Disclaimer.

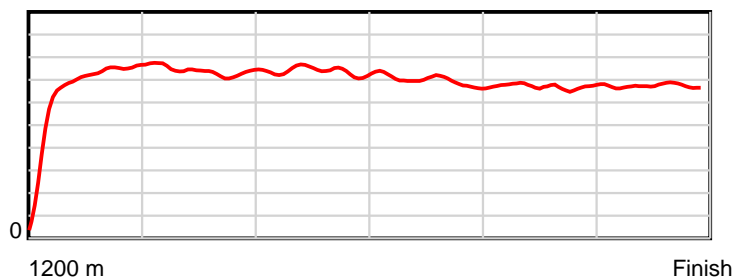
Tasracing Pty Ltd and Thoroughbred Ratings Pty Ltd accepts no responsibility for the completeness or accuracy of any of the information contained herein, and makes no representations about its suitability for any particular purpose. Users should make their own judgements about those matters and/or seek independent advice. You assume all risks associated with use of the data provided on this page.

# Race Results

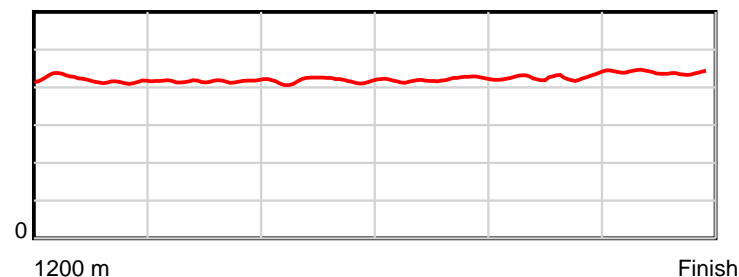
June 29, 2014, Race 5, OPEN HCP, Distance 1200m, Elwick Course Proper - Offset 3m

Result	TAB no.	Horse (Barrier)	1200 to	1000m to	800m to	600m to	400m to	200m to	Total or	Margin
4th	4	Pengalas Gee G... (4)	1000m	800m	600m	400m	200m	WP	Average	
		Position in running (margin)	-	5(6.0)	3(3.0)	3(3.9)	3(5.4)	4(2.4)		6.20
		Sectional time (s)	15.87	10.86	11.56	12.14	12.56	13.21		
		Cumulative time (s)	76.20	60.33	49.47	37.91	25.77	13.21	1:16.20	
		Speed (m/s)	12.60	18.42	17.30	16.47	15.92	15.14	15.75	
		Stride length (m)	5.53	7.64	7.23	6.93	6.75	6.66	6.72	
		Stride duration (s)	0.417	0.415	0.418	0.421	0.424	0.440	0.427	
		Stride efficiency (%)	47.73	91.25	81.65	75.07	71.26	69.41	70.62	
		Stride count	36.19	26.17	27.67	28.85	29.62	30.01	178.51	

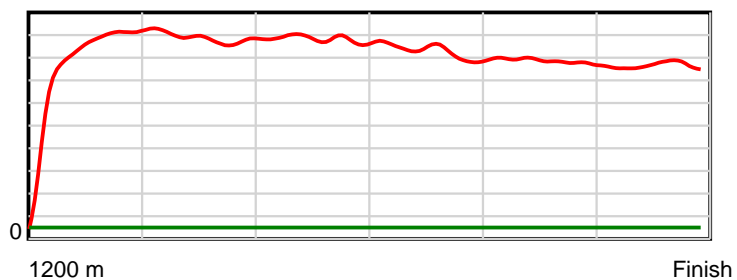
10 m Stride length



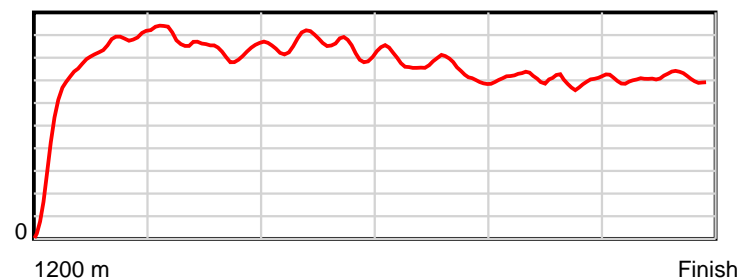
0.6 s Stride duration



20 m/sec Speed



100 % Stride efficiency



Note: Horizontal distance axis grid lines are 200m furlongs.

## Disclaimer.

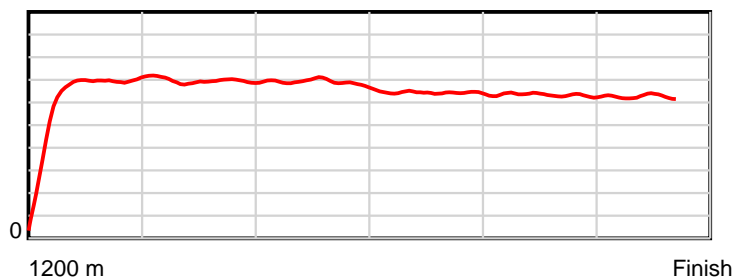
Tasracing Pty Ltd and Thoroughbred Ratings Pty Ltd accepts no responsibility for the completeness or accuracy of any of the information contained herein, and makes no representations about its suitability for any particular purpose. Users should make their own judgements about those matters and/or seek independent advice. You assume all risks associated with use of the data provided on this page.

# Race Results

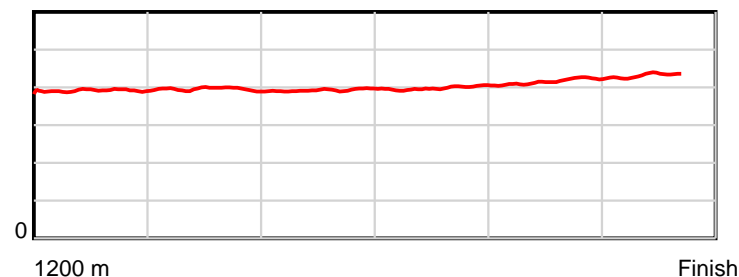
June 29, 2014, Race 5, OPEN HCP, Distance 1200m, Elwick Course Proper - Offset 3m

Result	TAB no.	Horse (Barrier)	1200 to	1000m to	800m to	600m to	400m to	200m to	Total or	Margin
5th	5	<b>Clan McLeod (3)</b>	<b>1000m</b>	<b>800m</b>	<b>600m</b>	<b>400m</b>	<b>200m</b>	<b>WP</b>	<b>Average</b>	
		Position in running (margin)	-	2(2.8)	2(1.1)	2(0.9)	2(2.4)	2(0.7)		6.40
		Sectional time (s)	15.18	11.08	11.38	12.14	12.78	13.69		
		Cumulative time (s)	76.24	61.06	49.98	38.60	26.47	13.69	1:16.23	
		Speed (m/s)	13.18	18.05	17.57	16.47	15.65	14.61	15.74	
		Stride length (m)	5.34	7.14	6.88	6.53	6.44	6.29	6.38	
		Stride duration (s)	0.390	0.395	0.391	0.396	0.411	0.430	0.405	
		Stride efficiency (%)	44.59	79.61	74.00	66.66	64.77	61.78	63.65	
		Stride count	37.44	28.02	29.06	30.62	31.07	31.81	188.02	

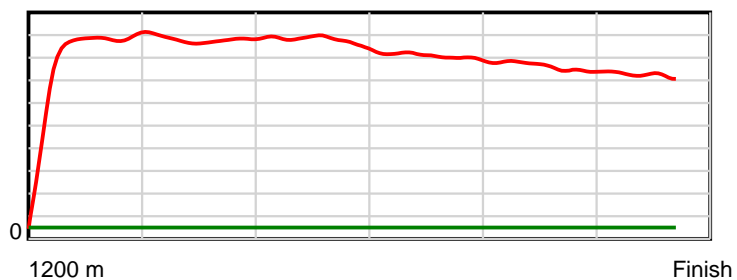
10 m Stride length



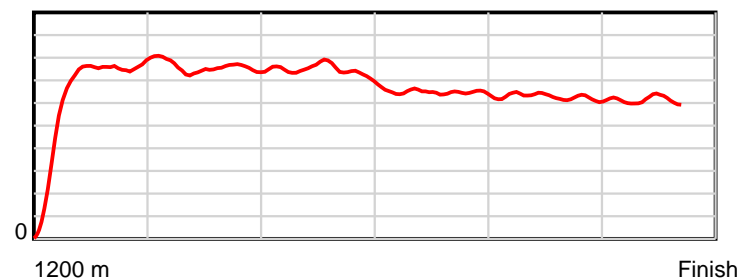
0.6 s Stride duration



20 m/sec Speed



100 % Stride efficiency



Note: Horizontal distance axis grid lines are 200m furlongs.

## Disclaimer.

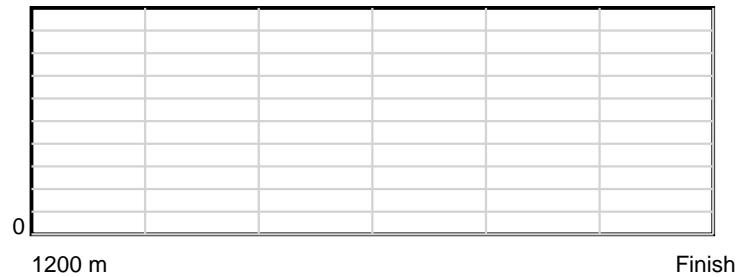
Tasracing Pty Ltd and Thoroughbred Ratings Pty Ltd accepts no responsibility for the completeness or accuracy of any of the information contained herein, and makes no representations about its suitability for any particular purpose. Users should make their own judgements about those matters and/or seek independent advice. You assume all risks associated with use of the data provided on this page.

# Race Results


June 29, 2014, Race 5, OPEN HCP, Distance 1200m, Elwick Course Proper - Offset 3m

Result	TAB no.	Horse (Barrier)	1200 to	1000m to	800m to	600m to	400m to	200m to	Total or	Margin
6th	6	<b>Hold Onto Your... (1)</b>								
		Position in running (margin)								
		Sectional time (s)								
		Cumulative time (s)								
		Speed (m/s)								
		Stride length (m)								
		Stride duration (s)								
		Stride efficiency (%)								
		Stride count								

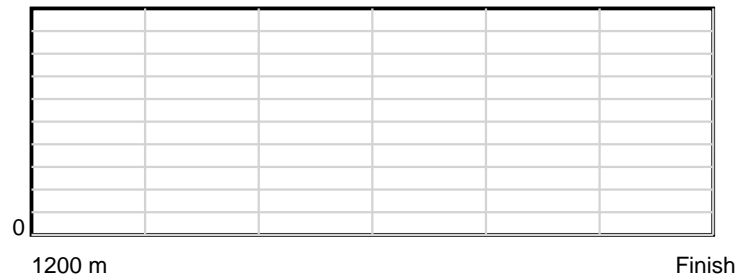
10 m Stride length



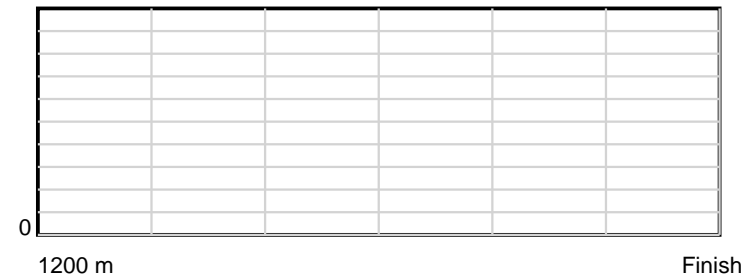
0.6 s Stride duration



20 m/sec Speed



100 % Stride efficiency



Note: Horizontal distance axis grid lines are 200m furlongs.

**Disclaimer.**

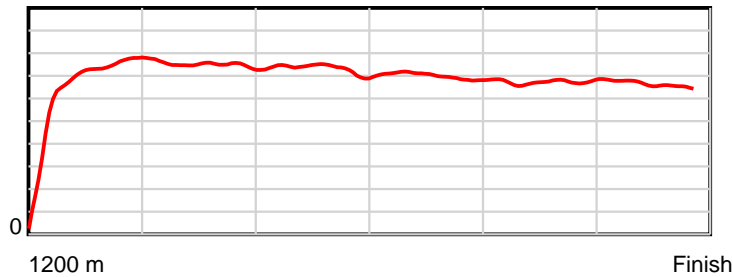
Tasracing Pty Ltd and Thoroughbred Ratings Pty Ltd accepts no responsibility for the completeness or accuracy of any of the information contained herein, and makes no representations about its suitability for any particular purpose. Users should make their own judgements about those matters and/or seek independent advice. You assume all risks associated with use of the data provided on this page.

# Race Results

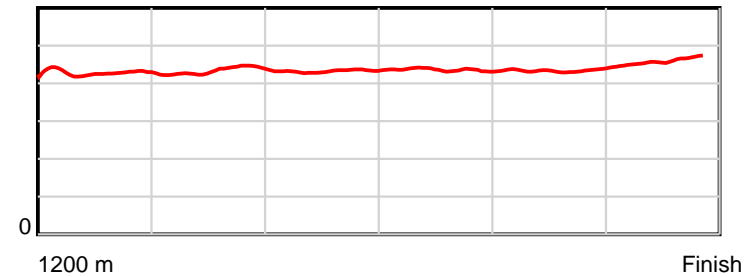
June 29, 2014, Race 5, OPEN HCP, Distance 1200m, Elwick Course Proper - Offset 3m

Result	TAB no.	Horse (Barrier)	1200 to	1000m to	800m to	600m to	400m to	200m to	Total or	Margin
7th	3	<b>Gotta Dream (7)</b>	<b>1000m</b>	<b>800m</b>	<b>600m</b>	<b>400m</b>	<b>200m</b>	<b>WP</b>	<b>Average</b>	
		Position in running (margin)	-	3(4.8)	5(4.6)	5(7.9)	5(11.4)	5(9.2)		16.90
		Sectional time (s)	16.19	11.34	11.95	12.49	12.68	13.68		
		Cumulative time (s)	78.33	62.14	50.80	38.85	26.36	13.68	1:18.32	
		Speed (m/s)	12.35	17.64	16.74	16.01	15.77	14.62	15.32	
		Stride length (m)	5.74	7.64	7.24	6.98	6.83	6.69	6.80	
		Stride duration (s)	0.427	0.433	0.432	0.436	0.433	0.458	0.444	
		Stride efficiency (%)	51.45	91.15	81.90	76.21	72.83	69.93	72.22	
		Stride count	34.86	26.19	27.63	28.64	29.30	29.90	176.52	

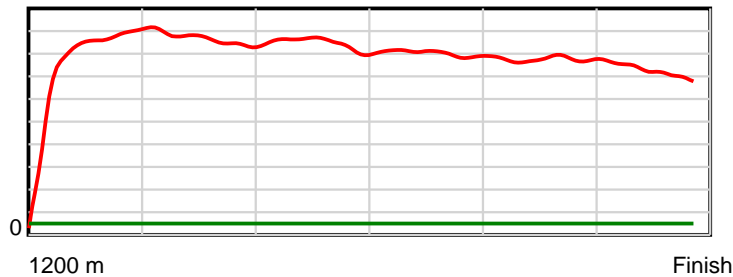
10 m Stride length



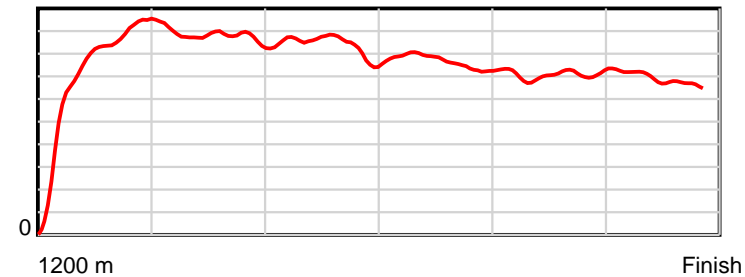
0.6 s Stride duration



20 m/sec Speed



100 % Stride efficiency



Note: Horizontal distance axis grid lines are 200m furlongs.

**Disclaimer.**

Tasracing Pty Ltd and Thoroughbred Ratings Pty Ltd accepts no responsibility for the completeness or accuracy of any of the information contained herein, and makes no representations about its suitability for any particular purpose. Users should make their own judgements about those matters and/or seek independent advice. You assume all risks associated with use of the data provided on this page.