



## Race Results

Tasmanian Racing Club, Hobart, June 29, 2014

Compilation date: June 30, 2014, 9:14:08 AM (EST)

Copyright © 2014 Tasracing Pty Ltd. All rights reserved.

### Trademarks.

StrideMASTER is a registered trademark of Thoroughbred Ratings Pty Ltd.

### Disclaimer.

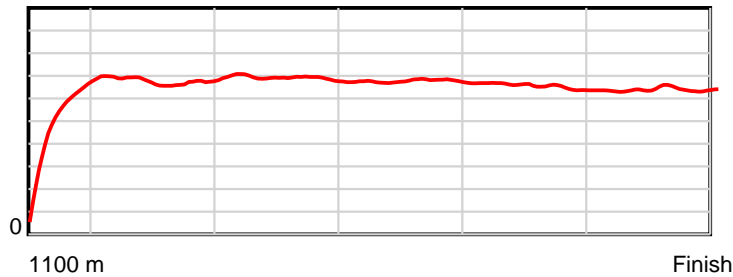
Tasracing Pty Ltd and Thoroughbred Ratings Pty Ltd accepts no responsibility for the completeness or accuracy of any of the information contained herein, and makes no representations about its suitability for any particular purpose. Users should make their own judgements about those matters and/or seek independent advice. You assume all risks associated with use of the data provided on this page.

# Race Results

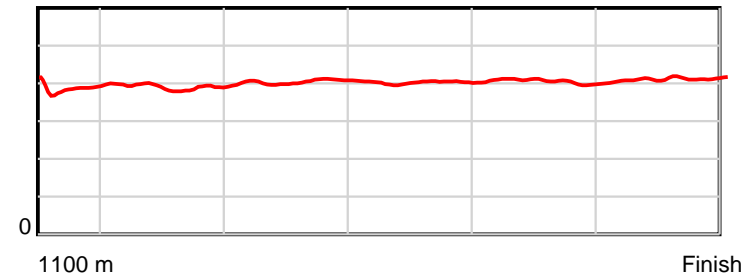
June 29, 2014, Race 6, CL1, Distance 1100m, Elwick Course Proper - Offset 3m

Result	TAB no.	Horse (Barrier)	1100 to	1000m to	800m to	600m to	400m to	200m to	Total or	Margin
1st	7	<b>Beck And Call (4)</b>	<b>1000m</b>	<b>800m</b>	<b>600m</b>	<b>400m</b>	<b>200m</b>	<b>WP</b>	<b>Average</b>	
		Position in running (margin)	-	1(0.0)	1(0.0)	2(0.8)	1(0.0)	1(0.0)		0.00
		Sectional time (s)	8.68	11.56	11.99	12.16	12.66	13.11		
		Cumulative time (s)	70.16	61.48	49.92	37.93	25.77	13.11	1:10.15	
		Speed (m/s)	11.52	17.30	16.68	16.45	15.80	15.26	15.68	
		Stride length (m)	4.41	6.74	6.75	6.61	6.40	6.27	6.27	
		Stride duration (s)	0.382	0.390	0.404	0.402	0.405	0.411	0.400	
		Stride efficiency (%)	30.35	70.96	71.12	68.26	64.00	61.52	61.46	
		Stride count	22.69	29.68	29.65	30.26	31.25	31.87	175.40	

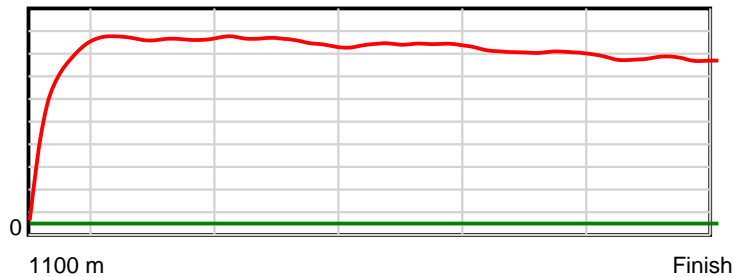
10 m Stride length



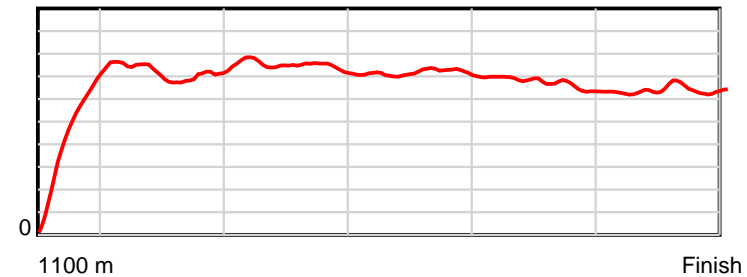
0.6 s Stride duration



20 m/sec Speed



100 % Stride efficiency



Note: Horizontal distance axis grid lines are 200m furlongs.

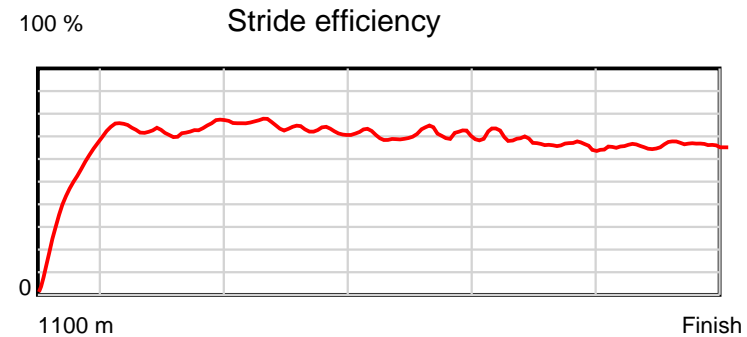
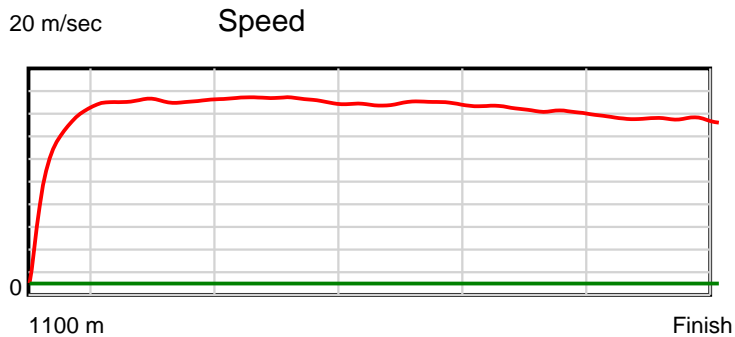
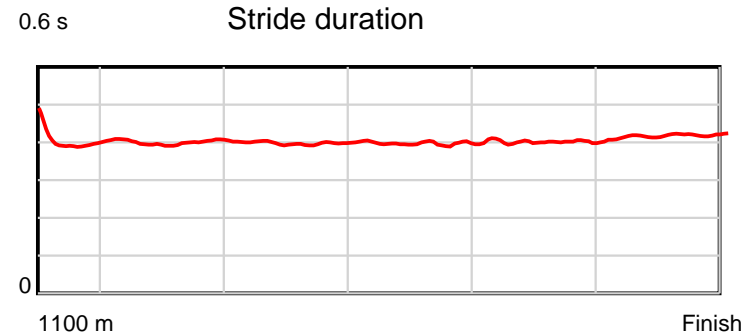
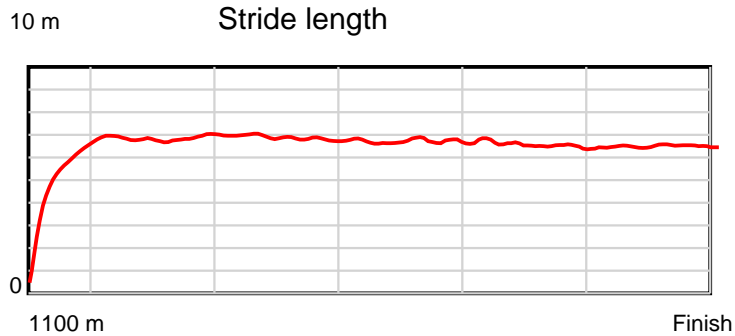
## Disclaimer.

Tasracing Pty Ltd and Thoroughbred Ratings Pty Ltd accepts no responsibility for the completeness or accuracy of any of the information contained herein, and makes no representations about its suitability for any particular purpose. Users should make their own judgements about those matters and/or seek independent advice. You assume all risks associated with use of the data provided on this page.

# Race Results

June 29, 2014, Race 6, CL1, Distance 1100m, Elwick Course Proper - Offset 3m

Result	TAB no.	Horse (Barrier)	1100 to	1000m to	800m to	600m to	400m to	200m to	Total or	Margin
2nd	6	Isn't Life Str... (6)	1000m	800m	600m	400m	200m	WP	Average	
		Position in running (margin)	-	4(1.3)	4(2.0)	4(2.3)	3(1.7)	3(1.9)		0.80
		Sectional time (s)	8.82	11.67	11.90	12.20	12.69	13.03		
		Cumulative time (s)	70.31	61.49	49.82	37.92	25.72	13.03	1:10.31	
		Speed (m/s)	11.33	17.14	16.81	16.39	15.76	15.35	15.64	
		Stride length (m)	4.69	6.85	6.68	6.51	6.29	6.43	6.32	
		Stride duration (s)	0.409	0.400	0.397	0.397	0.399	0.419	0.404	
		Stride efficiency (%)	34.33	73.22	69.67	66.17	61.88	64.53	62.36	
		Stride count	21.33	29.22	29.95	30.73	31.78	31.12	174.13	



Note: Horizontal distance axis grid lines are 200m furlongs.

**Disclaimer.**

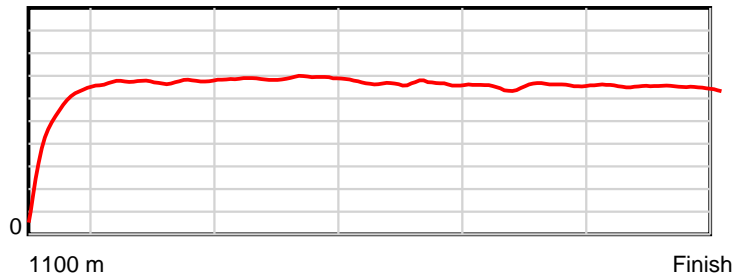
Tasracing Pty Ltd and Thoroughbred Ratings Pty Ltd accepts no responsibility for the completeness or accuracy of any of the information contained herein, and makes no representations about its suitability for any particular purpose. Users should make their own judgements about those matters and/or seek independent advice. You assume all risks associated with use of the data provided on this page.

# Race Results

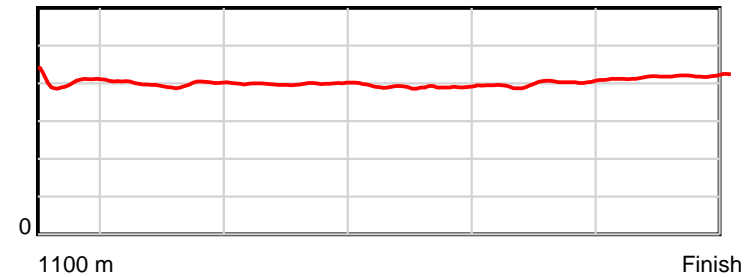
June 29, 2014, Race 6, CL1, Distance 1100m, Elwick Course Proper - Offset 3m

Result	TAB no.	Horse (Barrier)	1100 to	1000m to	800m to	600m to	400m to	200m to	Total or	Margin
3rd	8	<b>Geegees Joker (7)</b>	<b>1000m</b>	<b>800m</b>	<b>600m</b>	<b>400m</b>	<b>200m</b>	<b>WP</b>	<b>Average</b>	
		Position in running (margin)	-	5(1.9)	6(2.6)	6(3.1)	6(2.8)	4(2.3)		1.30
		Sectional time (s)	8.85	11.68	11.93	12.26	12.58	13.11		
		Cumulative time (s)	70.41	61.56	49.87	37.94	25.69	13.11	1:10.40	
		Speed (m/s)	11.30	17.12	16.76	16.31	15.90	15.26	15.62	
		Stride length (m)	4.65	6.82	6.68	6.37	6.37	6.38	6.29	
		Stride duration (s)	0.408	0.398	0.398	0.390	0.401	0.418	0.402	
		Stride efficiency (%)	33.76	72.65	69.73	63.34	63.39	63.54	61.76	
		Stride count	21.52	29.33	29.94	31.41	31.40	31.37	174.97	

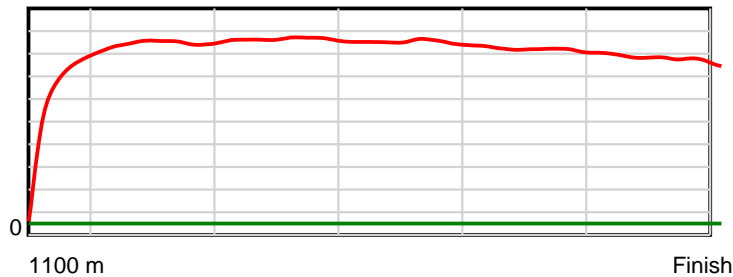
10 m Stride length



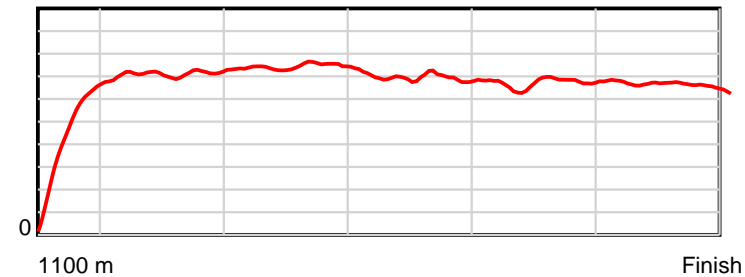
0.6 s Stride duration



20 m/sec Speed



100 % Stride efficiency



Note: Horizontal distance axis grid lines are 200m furlongs.

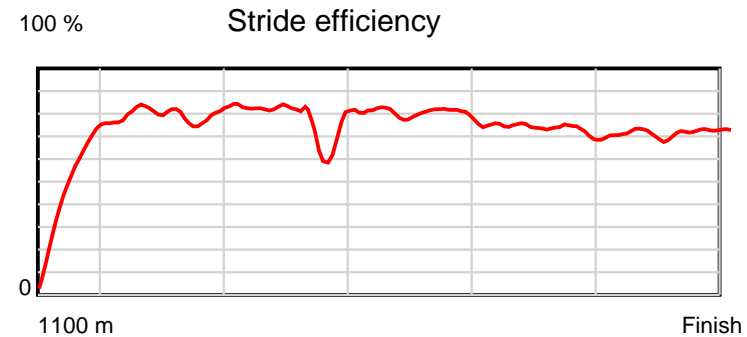
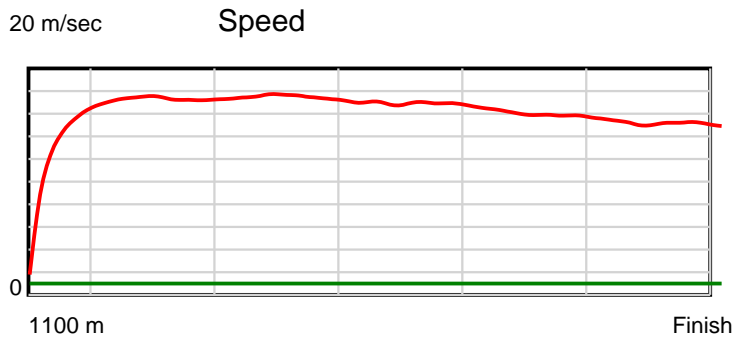
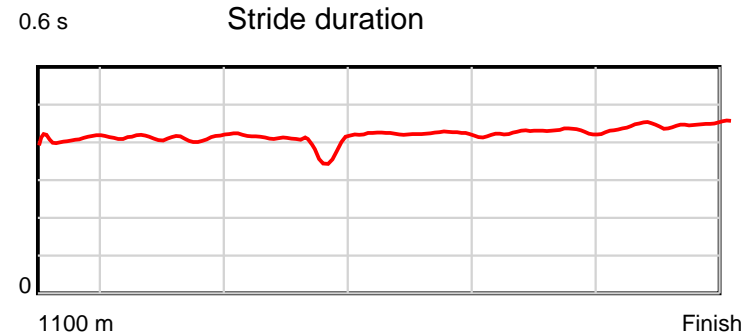
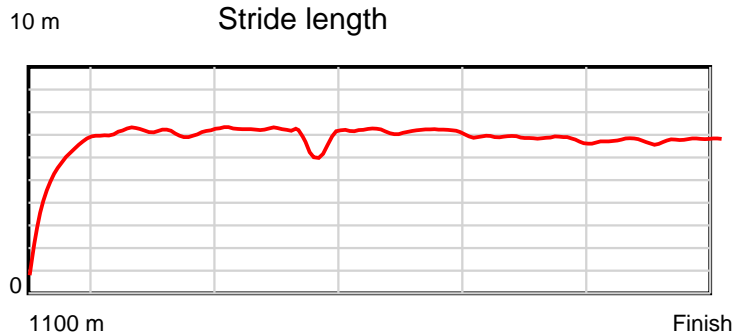
## Disclaimer.

Tasracing Pty Ltd and Thoroughbred Ratings Pty Ltd accepts no responsibility for the completeness or accuracy of any of the information contained herein, and makes no representations about its suitability for any particular purpose. Users should make their own judgements about those matters and/or seek independent advice. You assume all risks associated with use of the data provided on this page.

# Race Results

June 29, 2014, Race 6, CL1, Distance 1100m, Elwick Course Proper - Offset 3m

Result	TAB no.	Horse (Barrier)	1100 to	1000m to	800m to	600m to	400m to	200m to	Total or	Margin
4th	5	Holy Cat (2)	1000m	800m	600m	400m	200m	WP	Average	
		Position in running (margin)	-	2(0.7)	2(0.3)	1(0.0)	2(0.3)	5(2.5)		3.10
		Sectional time (s)	8.75	11.49	11.80	12.35	13.02	13.35		
		Cumulative time (s)	70.76	62.01	50.52	38.72	26.37	13.35	1:10.76	
		Speed (m/s)	11.43	17.41	16.95	16.19	15.36	14.98	15.55	
		Stride length (m)	4.64	7.17	6.69	6.84	6.57	6.71	6.51	
		Stride duration (s)	0.403	0.412	0.394	0.423	0.427	0.448	0.419	
		Stride efficiency (%)	33.60	80.31	69.85	73.15	67.39	70.29	66.30	
		Stride count	21.57	27.90	29.91	29.23	30.45	29.82	168.88	



Note: Horizontal distance axis grid lines are 200m furlongs.

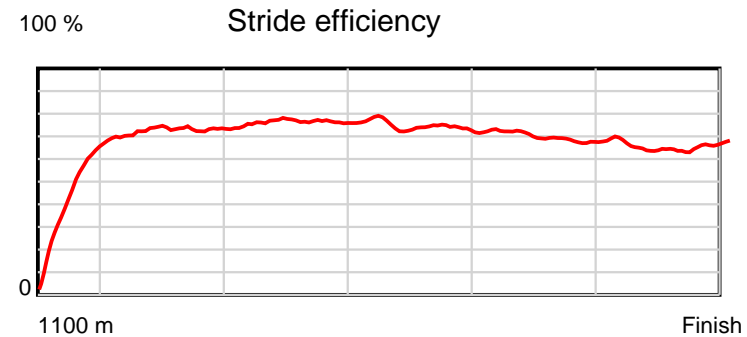
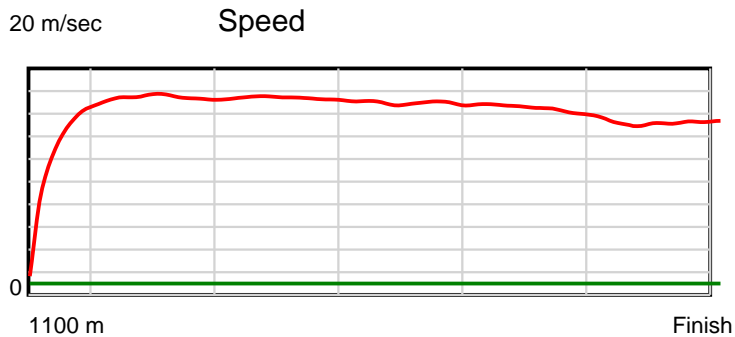
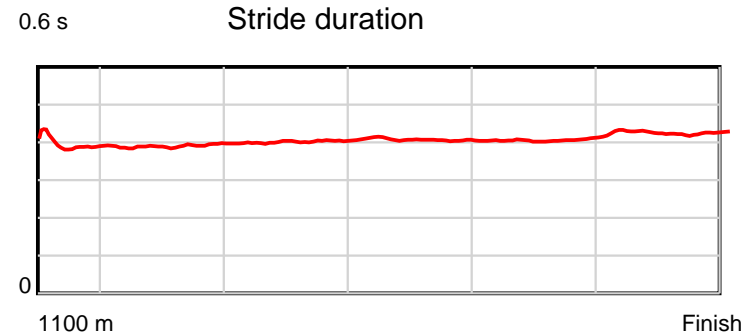
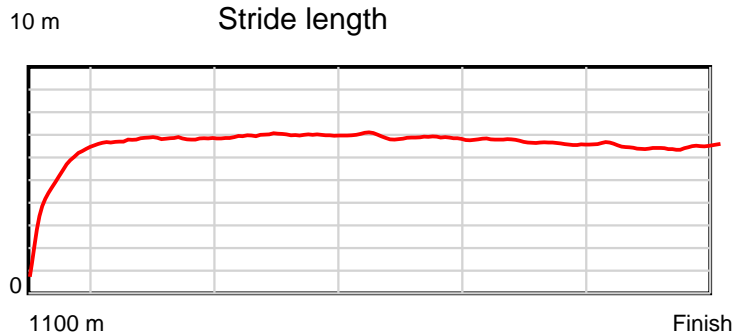
**Disclaimer.**

Tasracing Pty Ltd and Thoroughbred Ratings Pty Ltd accepts no responsibility for the completeness or accuracy of any of the information contained herein, and makes no representations about its suitability for any particular purpose. Users should make their own judgements about those matters and/or seek independent advice. You assume all risks associated with use of the data provided on this page.

# Race Results

June 29, 2014, Race 6, CL1, Distance 1100m, Elwick Course Proper - Offset 3m

Result	TAB no.	Horse (Barrier)	1100 to	1000m to	800m to	600m to	400m to	200m to	Total or	Margin
5th	2	No Spin Zone (3)	1000m	800m	600m	400m	200m	WP	Average	
		Position in running (margin)	-	6(2.5)	5(2.4)	5(2.3)	4(2.1)	2(0.9)		3.40
		Sectional time (s)	9.28	11.54	11.84	12.27	12.46	13.44		
		Cumulative time (s)	70.82	61.54	50.01	38.17	25.90	13.44	1:10.81	
		Speed (m/s)	10.78	17.33	16.89	16.30	16.05	14.88	15.53	
		Stride length (m)	4.50	6.75	6.78	6.62	6.55	6.34	6.33	
		Stride duration (s)	0.396	0.389	0.401	0.406	0.408	0.426	0.408	
		Stride efficiency (%)	31.65	71.23	71.77	68.49	67.06	62.72	62.70	
		Stride count	22.22	29.62	29.51	30.21	30.53	31.57	173.66	



Note: Horizontal distance axis grid lines are 200m furlongs.

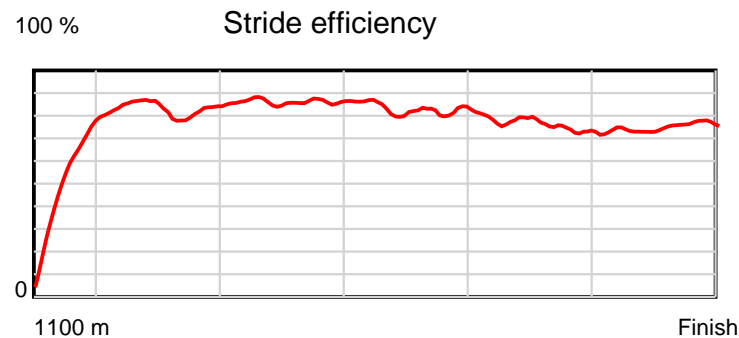
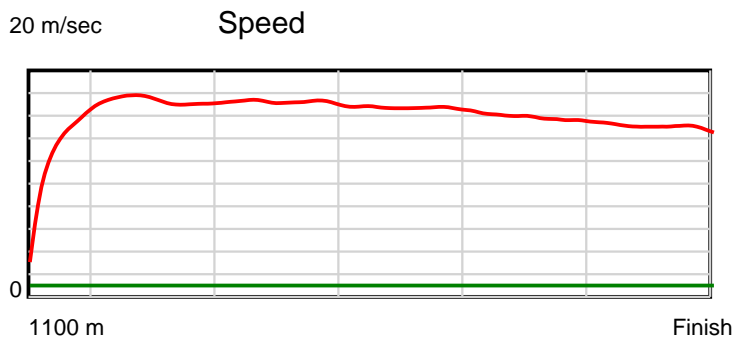
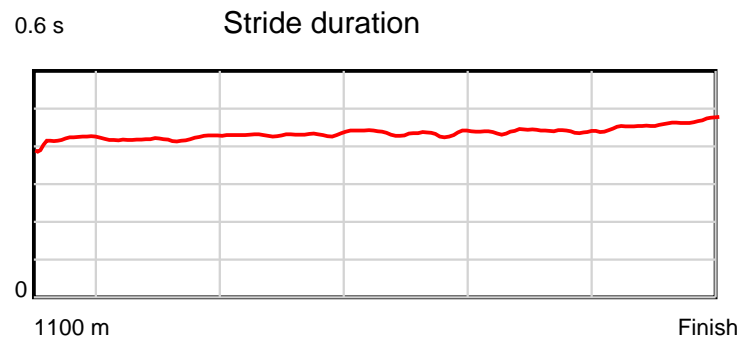
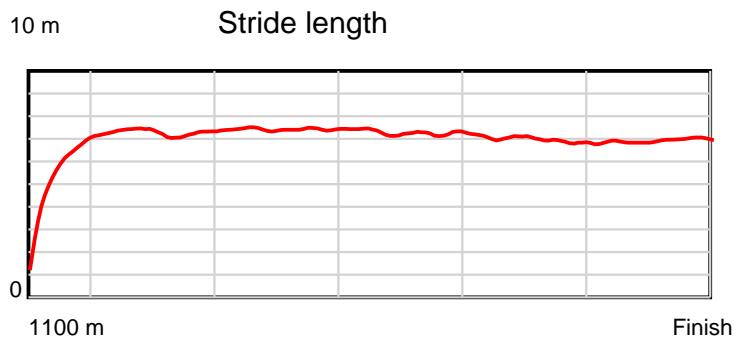
**Disclaimer.**

Tasracing Pty Ltd and Thoroughbred Ratings Pty Ltd accepts no responsibility for the completeness or accuracy of any of the information contained herein, and makes no representations about its suitability for any particular purpose. Users should make their own judgements about those matters and/or seek independent advice. You assume all risks associated with use of the data provided on this page.

# Race Results

June 29, 2014, Race 6, CL1, Distance 1100m, Elwick Course Proper - Offset 3m

Result	TAB no.	Horse (Barrier)	1100 to	1000m to	800m to	600m to	400m to	200m to	Total or	Margin
6th	4	All Cheer (5)	1000m	800m	600m	400m	200m	WP	Average	
		Position in running (margin)	-	7(3.2)	7(2.7)	7(3.5)	7(3.3)	7(3.7)		6.70
		Sectional time (s)	9.43	11.48	11.98	12.27	12.72	13.58		
		Cumulative time (s)	71.47	62.04	50.56	38.57	26.30	13.58	1:11.47	
		Speed (m/s)	10.61	17.42	16.69	16.30	15.72	14.73	15.39	
		Stride length (m)	4.48	7.32	7.20	7.07	6.89	6.81	6.70	
		Stride duration (s)	0.413	0.420	0.431	0.434	0.438	0.462	0.436	
		Stride efficiency (%)	31.43	83.73	80.90	78.22	74.22	72.45	70.23	
		Stride count	22.30	27.32	27.80	28.27	29.02	29.37	164.08	



Note: Horizontal distance axis grid lines are 200m furlongs.

**Disclaimer.**

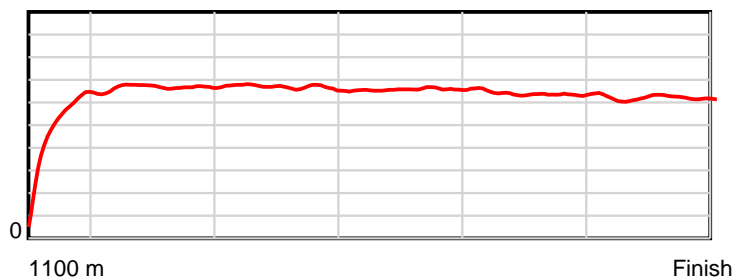
Tasracing Pty Ltd and Thoroughbred Ratings Pty Ltd accepts no responsibility for the completeness or accuracy of any of the information contained herein, and makes no representations about its suitability for any particular purpose. Users should make their own judgements about those matters and/or seek independent advice. You assume all risks associated with use of the data provided on this page.

# Race Results

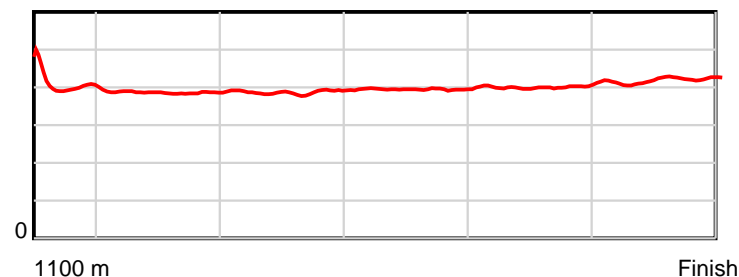
June 29, 2014, Race 6, CL1, Distance 1100m, Elwick Course Proper - Offset 3m

Result	TAB no.	Horse (Barrier)	1100 to	1000m to	800m to	600m to	400m to	200m to	Total or	Margin
7th	3	Artie Luvstopa... (1)	1000m	800m	600m	400m	200m	WP	Average	
		Position in running (margin)	-	3(0.9)	3(2.0)	3(2.2)	5(2.3)	6(3.7)		8.20
		Sectional time (s)	9.03	11.73	11.88	12.33	12.88	13.89		
		Cumulative time (s)	71.76	62.73	50.99	39.11	26.78	13.89	1:11.76	
		Speed (m/s)	11.07	17.05	16.84	16.22	15.53	14.40	15.33	
		Stride length (m)	4.79	6.58	6.50	6.41	6.24	6.02	6.16	
		Stride duration (s)	0.413	0.386	0.386	0.395	0.402	0.418	0.402	
		Stride efficiency (%)	35.85	67.62	65.94	64.26	60.83	56.63	59.32	
		Stride count	20.88	30.40	30.79	31.19	32.06	33.22	178.54	

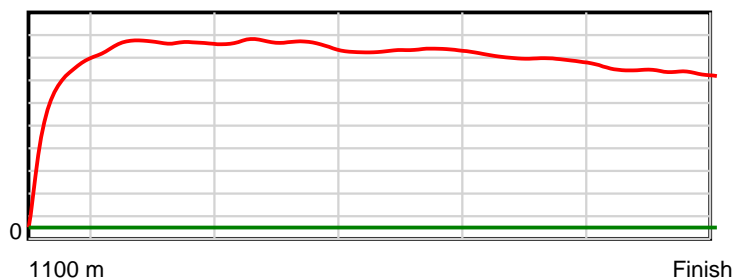
10 m Stride length



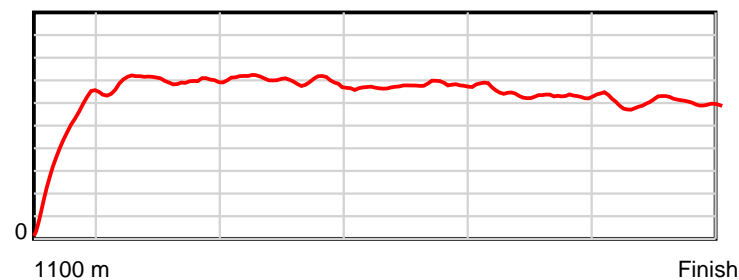
0.6 s Stride duration



20 m/sec Speed



100 % Stride efficiency



Note: Horizontal distance axis grid lines are 200m furlongs.

## Disclaimer.

Tasracing Pty Ltd and Thoroughbred Ratings Pty Ltd accepts no responsibility for the completeness or accuracy of any of the information contained herein, and makes no representations about its suitability for any particular purpose. Users should make their own judgements about those matters and/or seek independent advice. You assume all risks associated with use of the data provided on this page.