



## Race Results

Devonport Racing Club, Devonport Synthetic, July 06, 2014

Compilation date: July 7, 2014, 12:42:58 PM (EST)

Copyright © 2014 Tasracing Pty Ltd. All rights reserved.

### Trademarks.

StrideMASTER is a registered trademark of Thoroughbred Ratings Pty Ltd.

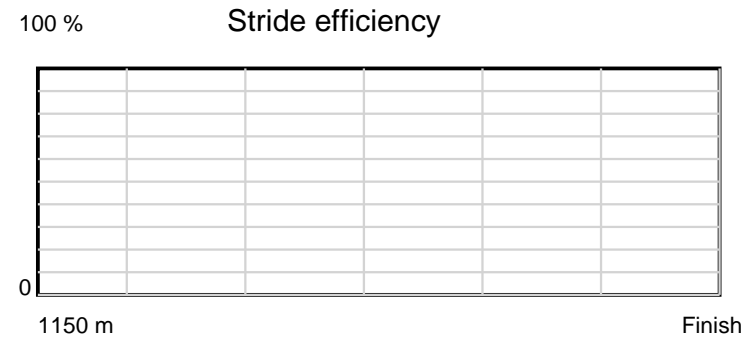
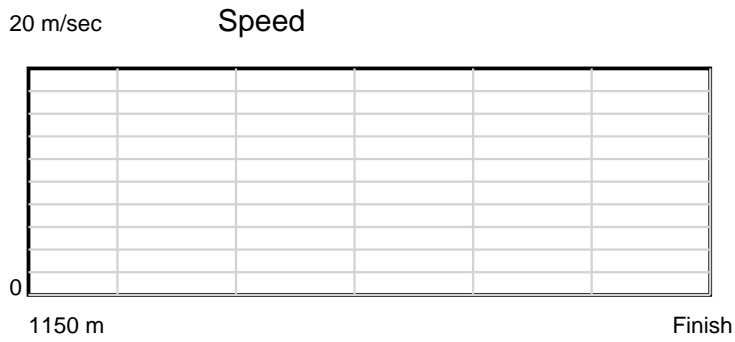
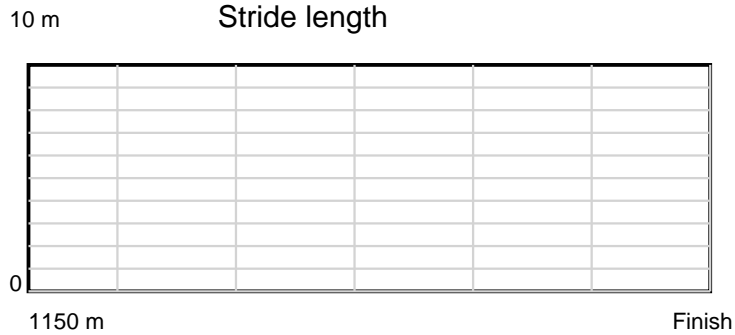
### Disclaimer.

Tasracing Pty Ltd and Thoroughbred Ratings Pty Ltd accepts no responsibility for the completeness or accuracy of any of the information contained herein, and makes no representations about its suitability for any particular purpose. Users should make their own judgements about those matters and/or seek independent advice. You assume all risks associated with use of the data provided on this page.

# Race Results

July 06, 2014, Race 1, 2UP MDN-SW, Distance 1150m, Spreyton - Offset 0m

Result	TAB no.	Horse (Barrier)	1150 to	1000m to	800m to	600m to	400m to	200m to	Total or	Margin
1st	3	Sid the Sloth (8)								
		Position in running (margin)								
		Sectional time (s)								
		Cumulative time (s)								
		Speed (m/s)								
		Stride length (m)								
		Stride duration (s)								
		Stride efficiency (%)								
		Stride count								



Note: Horizontal distance axis grid lines are 200m furlongs.

**Disclaimer.**

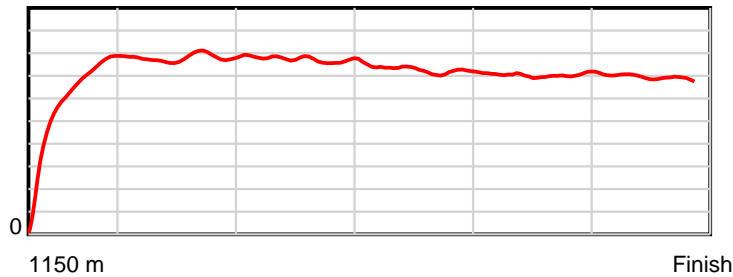
Tasracing Pty Ltd and Thoroughbred Ratings Pty Ltd accepts no responsibility for the completeness or accuracy of any of the information contained herein, and makes no representations about its suitability for any particular purpose. Users should make their own judgements about those matters and/or seek independent advice. You assume all risks associated with use of the data provided on this page.

# Race Results

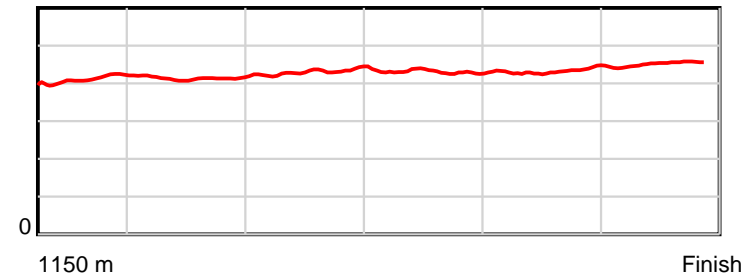
July 06, 2014, Race 1, 2UP MDN-SW, Distance 1150m, Spreyton - Offset 0m

Result	TAB no.	Horse (Barrier)	1150 to	1000m to	800m to	600m to	400m to	200m to	Total or	Margin
2nd	2	<b>Flying Stevie (1)</b>	<b>1000m</b>	<b>800m</b>	<b>600m</b>	<b>400m</b>	<b>200m</b>	<b>WP</b>	<b>Average</b>	
		Position in running (margin)	-	5(4.0)	4(1.9)	3(1.3)	2(0.7)	1(0.0)		0.40
		Sectional time (s)	11.43	10.25	11.10	11.89	12.07	12.87		
		Cumulative time (s)	69.61	58.18	47.93	36.83	24.94	12.87	1:09.61	
		Speed (m/s)	13.12	19.51	18.02	16.82	16.57	15.54	16.52	
		Stride length (m)	5.25	8.06	7.75	7.22	7.13	7.02	7.04	
		Stride duration (s)	0.403	0.413	0.430	0.429	0.430	0.452	0.426	
		Stride efficiency (%)	43.14	101.49	93.82	81.39	79.49	77.05	77.39	
		Stride count	28.55	24.82	25.81	27.71	28.04	28.48	163.41	

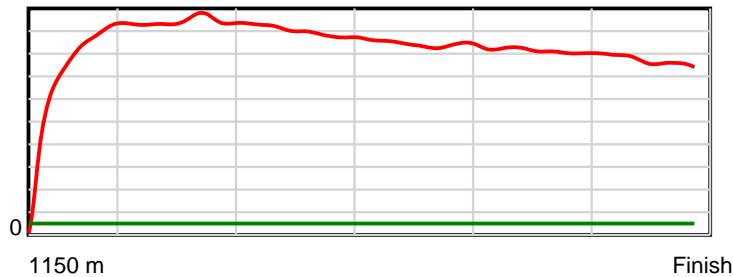
10 m Stride length



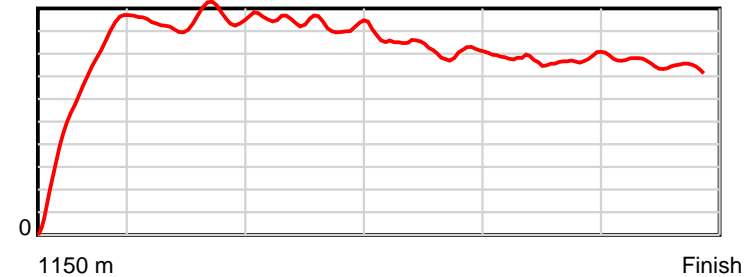
0.6 s Stride duration



20 m/sec Speed



100 % Stride efficiency



Note: Horizontal distance axis grid lines are 200m furlongs.

**Disclaimer.**

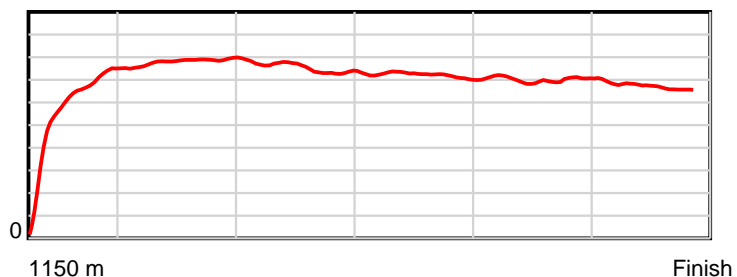
Tasracing Pty Ltd and Thoroughbred Ratings Pty Ltd accepts no responsibility for the completeness or accuracy of any of the information contained herein, and makes no representations about its suitability for any particular purpose. Users should make their own judgements about those matters and/or seek independent advice. You assume all risks associated with use of the data provided on this page.

# Race Results

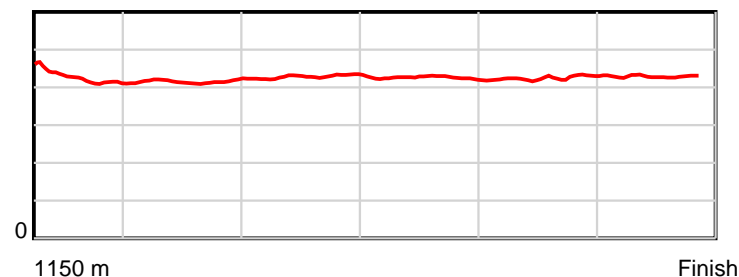
July 06, 2014, Race 1, 2UP MDN-SW, Distance 1150m, Spreyton - Offset 0m

Result	TAB no.	Horse (Barrier)	1150 to	1000m to	800m to	600m to	400m to	200m to	Total or	Margin
3rd	8	Lancashire (2)	1000m	800m	600m	400m	200m	WP	Average	
		Position in running (margin)	-	6(4.1)	5(3.0)	5(3.8)	5(3.0)	3(1.6)		0.80
		Sectional time (s)	11.62	10.42	11.34	11.86	11.94	12.52		
		Cumulative time (s)	69.69	58.07	47.65	36.31	24.45	12.52	1:09.68	
		Speed (m/s)	12.91	19.19	17.64	16.86	16.75	15.97	16.50	
		Stride length (m)	5.48	7.97	7.55	7.18	7.09	6.84	7.00	
		Stride duration (s)	0.426	0.415	0.428	0.426	0.423	0.428	0.424	
		Stride efficiency (%)	46.94	99.36	89.02	80.48	78.50	73.17	76.58	
		Stride count	27.37	25.08	26.50	27.87	28.22	29.23	164.27	

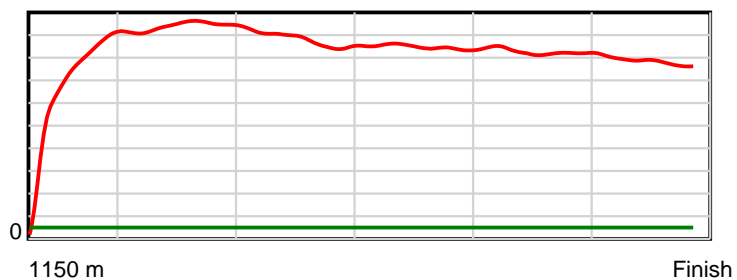
10 m Stride length



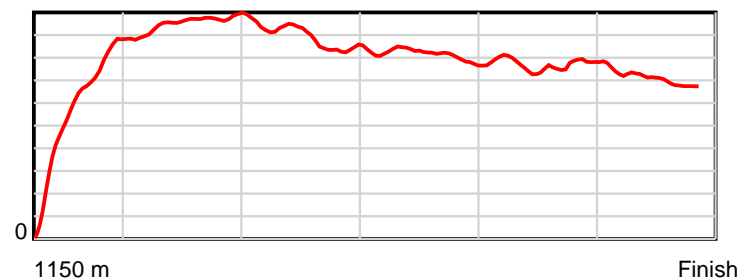
0.6 s Stride duration



20 m/sec Speed



100 % Stride efficiency



Note: Horizontal distance axis grid lines are 200m furlongs.

## Disclaimer.

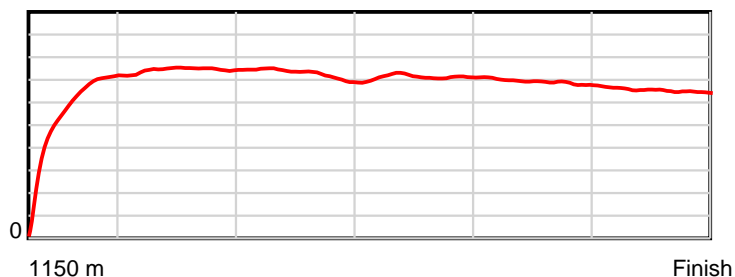
Tasracing Pty Ltd and Thoroughbred Ratings Pty Ltd accepts no responsibility for the completeness or accuracy of any of the information contained herein, and makes no representations about its suitability for any particular purpose. Users should make their own judgements about those matters and/or seek independent advice. You assume all risks associated with use of the data provided on this page.

# Race Results

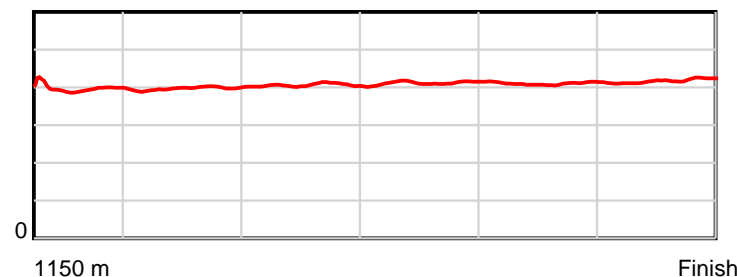
July 06, 2014, Race 1, 2UP MDN-SW, Distance 1150m, Spreyton - Offset 0m

Result	TAB no.	Horse (Barrier)	1150 to	1000m to	800m to	600m to	400m to	200m to	Total or	Margin
4th	9	<b>Military Pass (3)</b>	<b>1000m</b>	<b>800m</b>	<b>600m</b>	<b>400m</b>	<b>200m</b>	<b>WP</b>	<b>Average</b>	
		Position in running (margin)	-	1(0.0)	1(0.0)	2(0.3)	1(0.0)	2(1.2)		0.90
		Sectional time (s)	10.61	10.61	11.25	11.94	12.38	12.91		
		Cumulative time (s)	69.70	59.09	48.49	37.24	25.29	12.91	1:09.70	
		Speed (m/s)	14.13	18.85	17.78	16.75	16.16	15.49	16.50	
		Stride length (m)	5.54	7.48	7.21	6.90	6.63	6.47	6.70	
		Stride duration (s)	0.396	0.397	0.405	0.412	0.410	0.418	0.406	
		Stride efficiency (%)	47.97	87.45	81.19	74.36	68.61	65.43	70.15	
		Stride count	27.07	26.74	27.75	28.99	30.18	30.91	171.64	

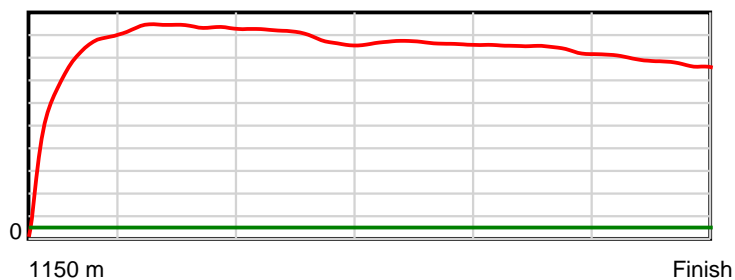
10 m Stride length



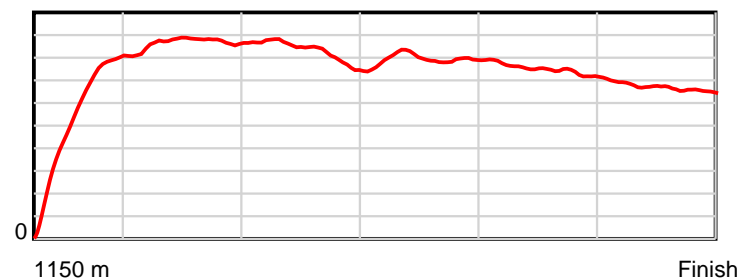
0.6 s Stride duration



20 m/sec Speed



100 % Stride efficiency



Note: Horizontal distance axis grid lines are 200m furlongs.

## Disclaimer.

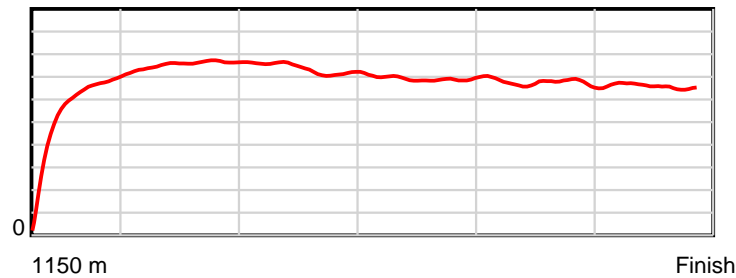
Tasracing Pty Ltd and Thoroughbred Ratings Pty Ltd accepts no responsibility for the completeness or accuracy of any of the information contained herein, and makes no representations about its suitability for any particular purpose. Users should make their own judgements about those matters and/or seek independent advice. You assume all risks associated with use of the data provided on this page.

# Race Results

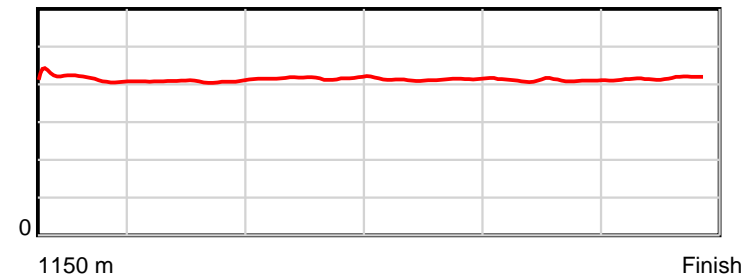
July 06, 2014, Race 1, 2UP MDN-SW, Distance 1150m, Spreyton - Offset 0m

Result	TAB no.	Horse (Barrier)	1150 to	1000m to	800m to	600m to	400m to	200m to	Total or	Margin
5th	7	Islington (5)	1000m	800m	600m	400m	200m	WP	Average	
		Position in running (margin)	-	8(5.9)	7(5.2)	7(5.3)	8(5.1)	4(2.8)		1.50
		Sectional time (s)	11.91	10.49	11.21	11.95	11.81	12.44		
		Cumulative time (s)	69.81	57.90	47.41	36.20	24.25	12.44	1:09.81	
		Speed (m/s)	12.59	19.07	17.84	16.74	16.93	16.08	16.47	
		Stride length (m)	5.32	7.77	7.43	6.90	6.96	6.68	6.83	
		Stride duration (s)	0.418	0.408	0.416	0.413	0.411	0.416	0.414	
		Stride efficiency (%)	44.22	94.39	86.16	74.50	75.69	69.80	72.80	
		Stride count	28.20	25.73	26.93	28.97	28.74	29.92	168.49	

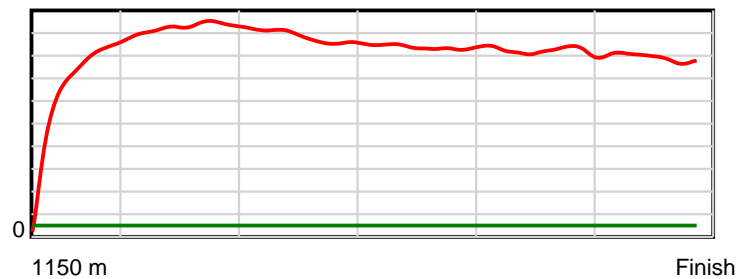
10 m Stride length



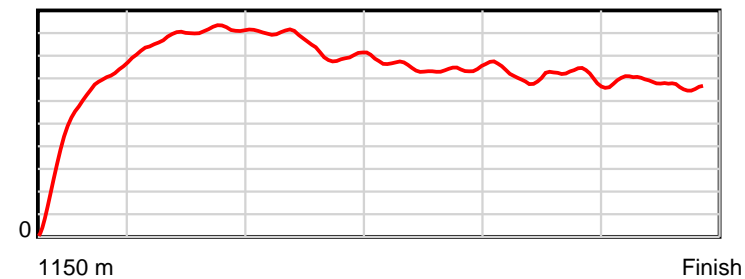
0.6 s Stride duration



20 m/sec Speed



100 % Stride efficiency



Note: Horizontal distance axis grid lines are 200m furlongs.

### Disclaimer.

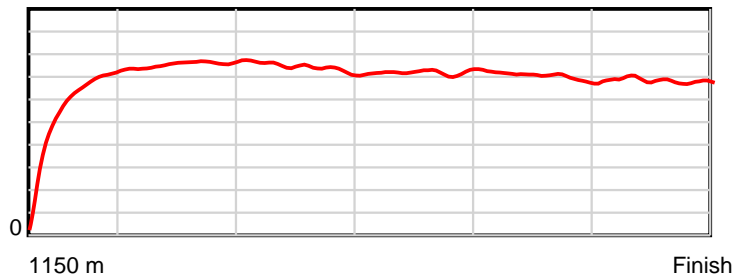
Tasracing Pty Ltd and Thoroughbred Ratings Pty Ltd accepts no responsibility for the completeness or accuracy of any of the information contained herein, and makes no representations about its suitability for any particular purpose. Users should make their own judgements about those matters and/or seek independent advice. You assume all risks associated with use of the data provided on this page.

# Race Results

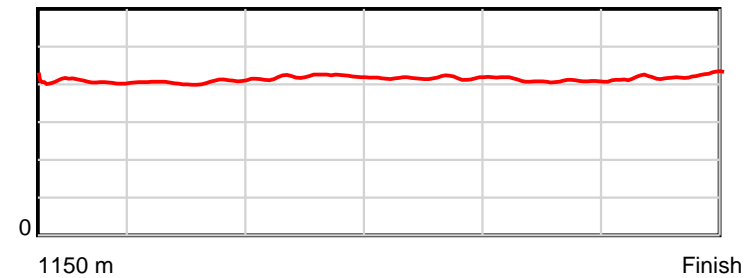
July 06, 2014, Race 1, 2UP MDN-SW, Distance 1150m, Spreyton - Offset 0m

Result	TAB no.	Horse (Barrier)	1150 to	1000m to	800m to	600m to	400m to	200m to	Total or	Margin
6th	5	Alpine Angel (7)	1000m	800m	600m	400m	200m	WP	Average	
		Position in running (margin)	-	4(2.9)	6(3.7)	6(4.0)	7(4.7)	8(4.9)		1.90
		Sectional time (s)	10.98	10.74	11.25	12.11	12.21	12.60		
		Cumulative time (s)	69.89	58.91	48.17	36.92	24.81	12.60	1:09.89	
		Speed (m/s)	13.67	18.62	17.78	16.52	16.38	15.87	16.46	
		Stride length (m)	5.04	7.57	7.46	6.89	6.71	6.67	6.69	
		Stride duration (s)	0.406	0.406	0.420	0.417	0.409	0.420	0.407	
		Stride efficiency (%)	39.63	89.46	86.97	74.14	70.27	69.57	69.95	
		Stride count	29.79	26.43	26.81	29.04	29.83	29.98	171.88	

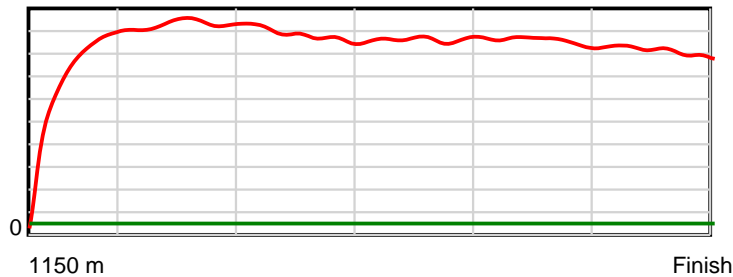
10 m Stride length



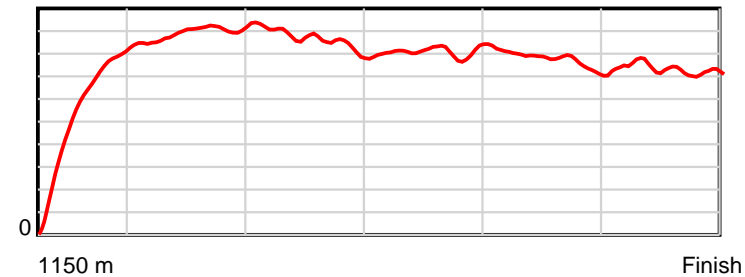
0.6 s Stride duration



20 m/sec Speed



100 % Stride efficiency



Note: Horizontal distance axis grid lines are 200m furlongs.

## Disclaimer.

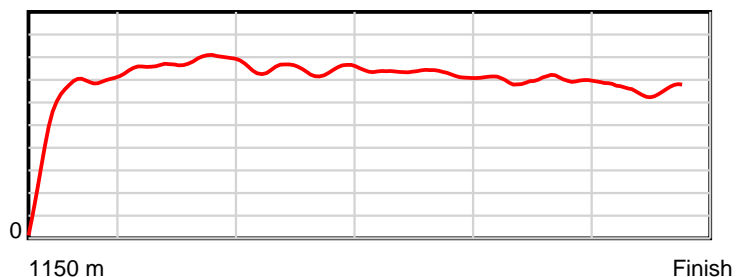
Tasracing Pty Ltd and Thoroughbred Ratings Pty Ltd accepts no responsibility for the completeness or accuracy of any of the information contained herein, and makes no representations about its suitability for any particular purpose. Users should make their own judgements about those matters and/or seek independent advice. You assume all risks associated with use of the data provided on this page.

# Race Results

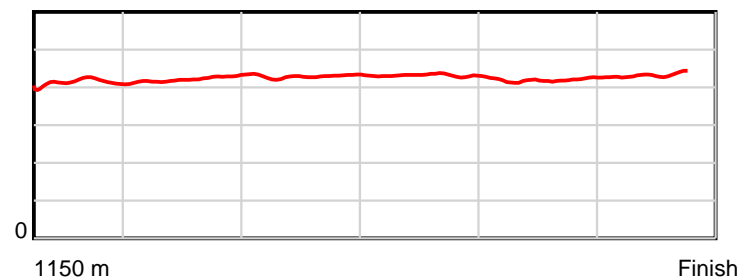
July 06, 2014, Race 1, 2UP MDN-SW, Distance 1150m, Spreyton - Offset 0m

Result	TAB no.	Horse (Barrier)	1150 to	1000m to	800m to	600m to	400m to	200m to	Total or	Margin
7th	11	Miss Mai Ho (6)	1000m	800m	600m	400m	200m	WP	Average	
		Position in running (margin)	-	10(7.9)	9(6.2)	8(6.3)	6(4.3)	5(2.9)		2.90
		Sectional time (s)	12.16	10.34	11.21	11.65	11.96	12.76		
		Cumulative time (s)	70.07	57.91	47.58	36.36	24.71	12.76	1:10.06	
		Speed (m/s)	12.34	19.34	17.84	17.17	16.72	15.67	16.41	
		Stride length (m)	5.00	8.10	7.65	7.40	7.01	6.77	6.93	
		Stride duration (s)	0.407	0.419	0.429	0.431	0.419	0.432	0.422	
		Stride efficiency (%)	39.09	102.60	91.54	85.64	76.87	71.59	75.10	
		Stride count	29.99	24.68	26.13	27.02	28.52	29.55	165.89	

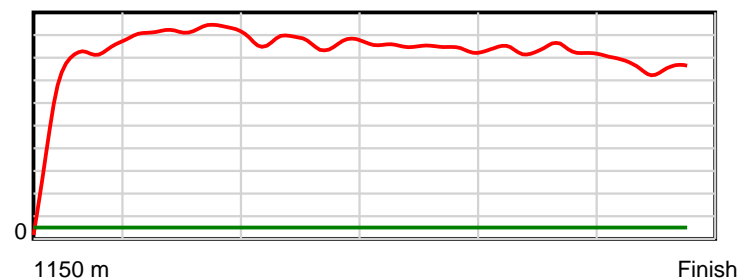
10 m Stride length



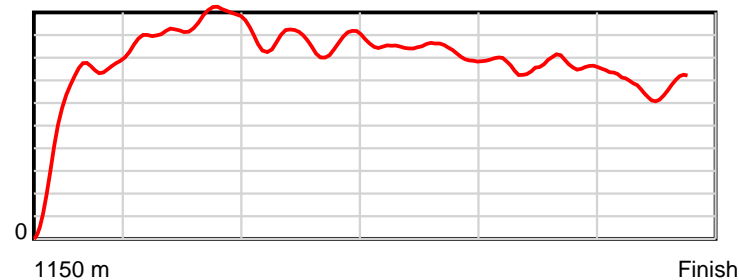
0.6 s Stride duration



20 m/sec Speed



100 % Stride efficiency



Note: Horizontal distance axis grid lines are 200m furlongs.

## Disclaimer.

Tasracing Pty Ltd and Thoroughbred Ratings Pty Ltd accepts no responsibility for the completeness or accuracy of any of the information contained herein, and makes no representations about its suitability for any particular purpose. Users should make their own judgements about those matters and/or seek independent advice. You assume all risks associated with use of the data provided on this page.

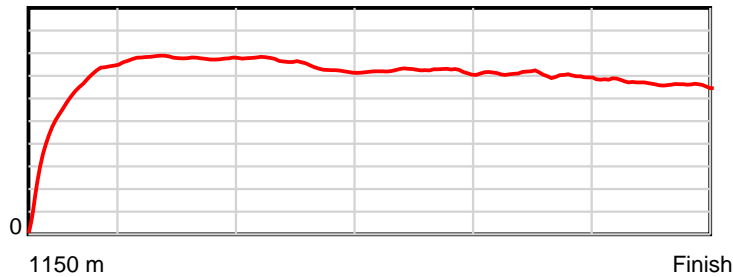


# Race Results

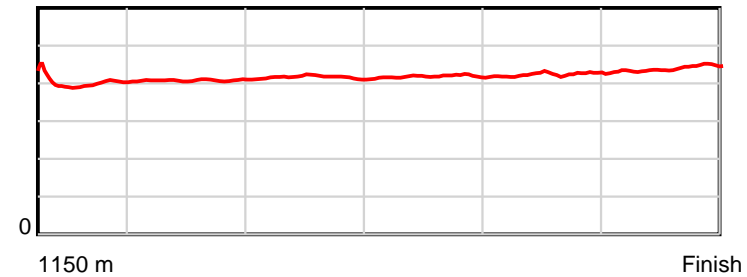
July 06, 2014, Race 1, 2UP MDN-SW, Distance 1150m, Spreyton - Offset 0m

Result	TAB no.	Horse (Barrier)	1150 to	1000m to	800m to	600m to	400m to	200m to	Total or	Margin
8th	6	<b>Goodtime Story (9)</b>	<b>1000m</b>	<b>800m</b>	<b>600m</b>	<b>400m</b>	<b>200m</b>	<b>WP</b>	<b>Average</b>	
		Position in running (margin)	-	2(0.7)	2(0.1)	1(0.0)	3(1.1)	6(3.6)		7.10
		Sectional time (s)	10.91	10.52	11.18	12.17	12.60	13.47		
		Cumulative time (s)	70.85	59.94	49.42	38.24	26.07	13.47	1:10.84	
		Speed (m/s)	13.75	19.01	17.89	16.43	15.87	14.85	16.23	
		Stride length (m)	5.48	7.74	7.44	6.87	6.69	6.52	6.77	
		Stride duration (s)	0.403	0.407	0.416	0.418	0.421	0.439	0.417	
		Stride efficiency (%)	46.92	93.58	86.61	73.68	69.95	66.35	71.69	
		Stride count	27.37	25.84	26.86	29.13	29.89	30.69	169.78	

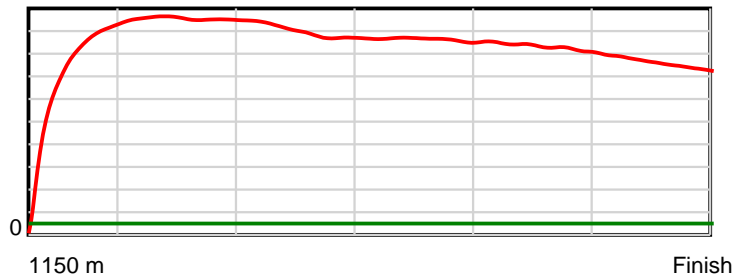
10 m Stride length



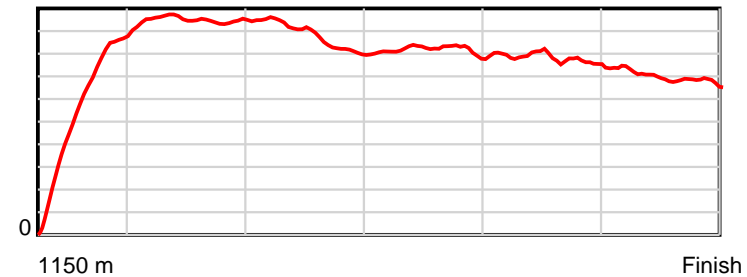
0.6 s Stride duration



20 m/sec Speed



100 % Stride efficiency



Note: Horizontal distance axis grid lines are 200m furlongs.

**Disclaimer.**

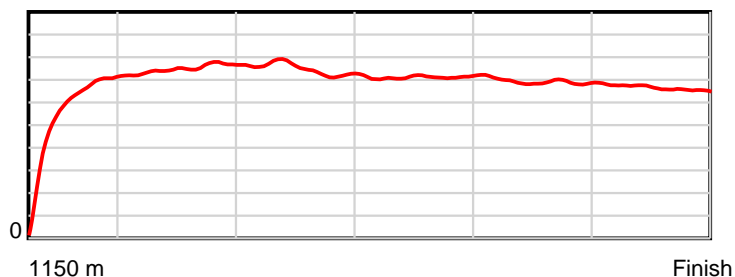
Tasracing Pty Ltd and Thoroughbred Ratings Pty Ltd accepts no responsibility for the completeness or accuracy of any of the information contained herein, and makes no representations about its suitability for any particular purpose. Users should make their own judgements about those matters and/or seek independent advice. You assume all risks associated with use of the data provided on this page.

# Race Results

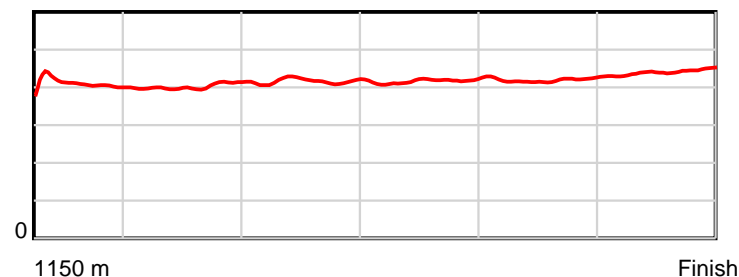
July 06, 2014, Race 1, 2UP MDN-SW, Distance 1150m, Spreyton - Offset 0m

Result	TAB no.	Horse (Barrier)	1150 to	1000m to	800m to	600m to	400m to	200m to	Total or	Margin
9th	1	<b>Delite Me (4)</b>	<b>1000m</b>	<b>800m</b>	<b>600m</b>	<b>400m</b>	<b>200m</b>	<b>WP</b>	<b>Average</b>	
		Position in running (margin)	-	3(1.4)	3(1.9)	4(1.7)	4(2.4)	7(4.2)		7.30
		Sectional time (s)	10.90	10.68	11.17	12.11	12.48	13.53		
		Cumulative time (s)	70.89	59.99	49.31	38.13	26.02	13.53	1:10.89	
		Speed (m/s)	13.76	18.73	17.91	16.52	16.03	14.78	16.22	
		Stride length (m)	5.36	7.54	7.46	6.88	6.72	6.53	6.73	
		Stride duration (s)	0.405	0.402	0.417	0.417	0.419	0.442	0.415	
		Stride efficiency (%)	44.87	88.78	86.85	73.99	70.48	66.54	70.81	
		Stride count	27.99	26.53	26.83	29.06	29.78	30.65	170.84	

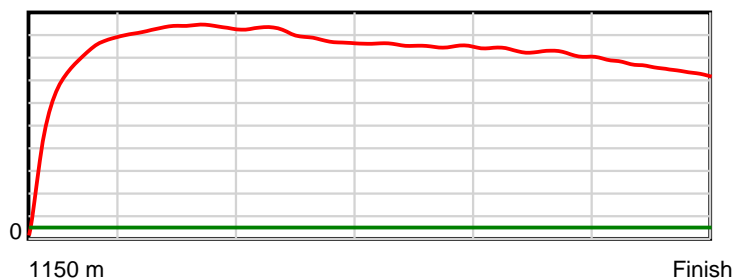
10 m Stride length



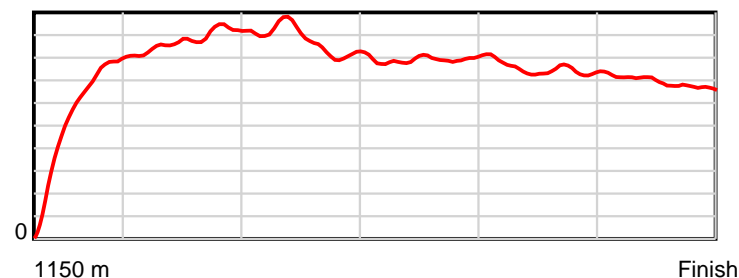
0.6 s Stride duration



20 m/sec Speed



100 % Stride efficiency



Note: Horizontal distance axis grid lines are 200m furlongs.

## Disclaimer.

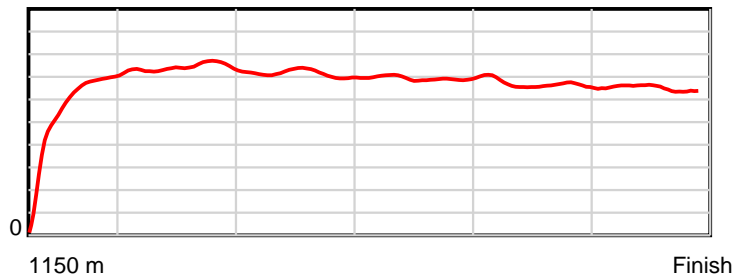
Tasracing Pty Ltd and Thoroughbred Ratings Pty Ltd accepts no responsibility for the completeness or accuracy of any of the information contained herein, and makes no representations about its suitability for any particular purpose. Users should make their own judgements about those matters and/or seek independent advice. You assume all risks associated with use of the data provided on this page.

# Race Results

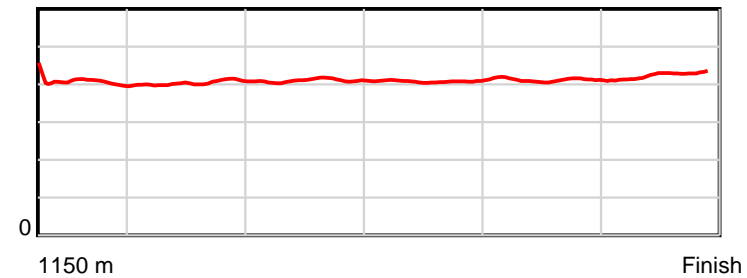
July 06, 2014, Race 1, 2UP MDN-SW, Distance 1150m, Spreyton - Offset 0m

Result	TAB no.	Horse (Barrier)	1150 to	1000m to	800m to	600m to	400m to	200m to	Total or	Margin
10th	10	<b>Sister Ignatiu... (10)</b>	<b>1000m</b>	<b>800m</b>	<b>600m</b>	<b>400m</b>	<b>200m</b>	<b>WP</b>	<b>Average</b>	
		Position in running (margin)	-	7(5.4)	8(6.1)	9(7.6)	9(7.1)	10(7.2)		8.00
		Sectional time (s)	11.89	10.72	11.46	11.90	12.20	12.85		
		Cumulative time (s)	71.02	59.13	48.41	36.95	25.05	12.85	1:11.01	
		Speed (m/s)	12.61	18.66	17.45	16.81	16.39	15.56	16.19	
		Stride length (m)	5.23	7.53	7.16	6.84	6.76	6.60	6.67	
		Stride duration (s)	0.411	0.403	0.410	0.407	0.412	0.424	0.412	
		Stride efficiency (%)	42.81	88.53	80.00	73.14	71.39	67.97	69.59	
		Stride count	28.66	26.57	27.95	29.23	29.59	30.33	172.33	

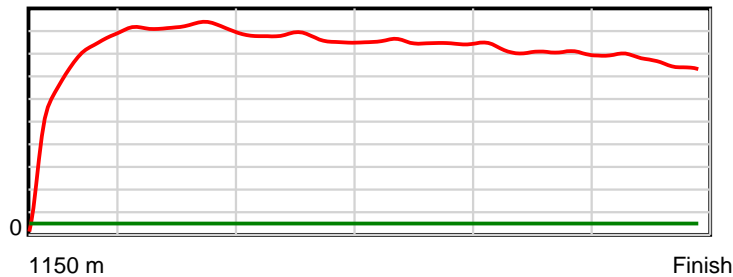
10 m Stride length



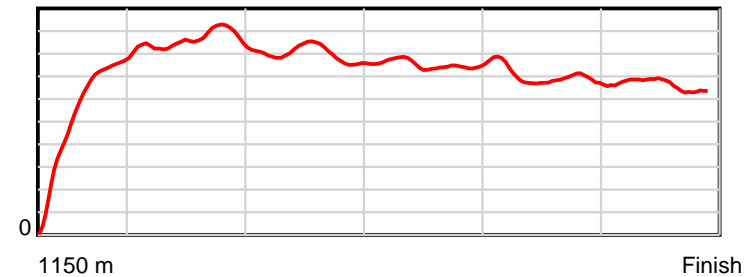
0.6 s Stride duration



20 m/sec Speed



100 % Stride efficiency



Note: Horizontal distance axis grid lines are 200m furlongs.

## Disclaimer.

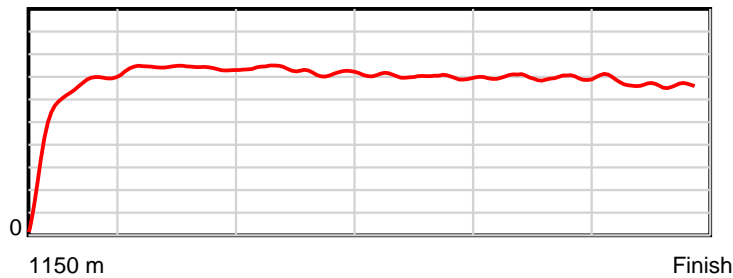
Tasracing Pty Ltd and Thoroughbred Ratings Pty Ltd accepts no responsibility for the completeness or accuracy of any of the information contained herein, and makes no representations about its suitability for any particular purpose. Users should make their own judgements about those matters and/or seek independent advice. You assume all risks associated with use of the data provided on this page.

# Race Results

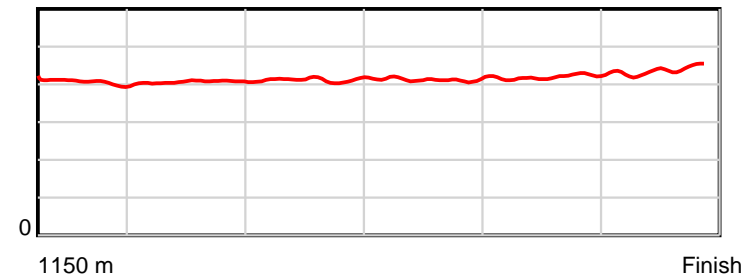
July 06, 2014, Race 1, 2UP MDN-SW, Distance 1150m, Spreyton - Offset 0m

Result	TAB no.	Horse (Barrier)	1150 to	1000m to	800m to	600m to	400m to	200m to	Total or	Margin
11th	4	Zagan (11)	1000m	800m	600m	400m	200m	WP	Average	
		Position in running (margin)	-	9(7.1)	10(6.7)	10(7.6)	10(8.4)	9(6.6)		8.90
		Sectional time (s)	12.35	10.53	11.36	12.11	11.89	12.94		
		Cumulative time (s)	71.19	58.84	48.30	36.94	24.83	12.94	1:11.18	
		Speed (m/s)	12.14	18.99	17.61	16.52	16.82	15.46	16.15	
		Stride length (m)	5.13	7.72	7.23	6.80	7.05	6.75	6.75	
		Stride duration (s)	0.410	0.407	0.410	0.412	0.419	0.437	0.418	
		Stride efficiency (%)	41.11	93.09	81.59	72.24	77.62	71.16	71.28	
		Stride count	29.24	25.91	27.68	29.42	28.38	29.64	170.27	

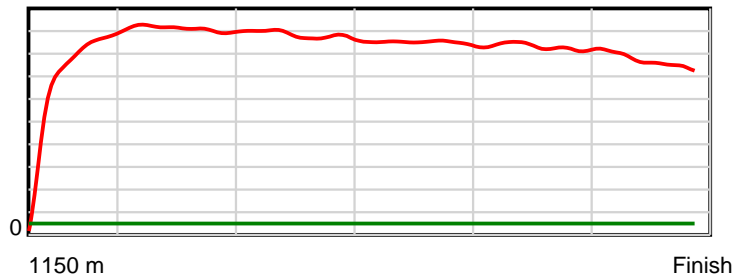
10 m Stride length



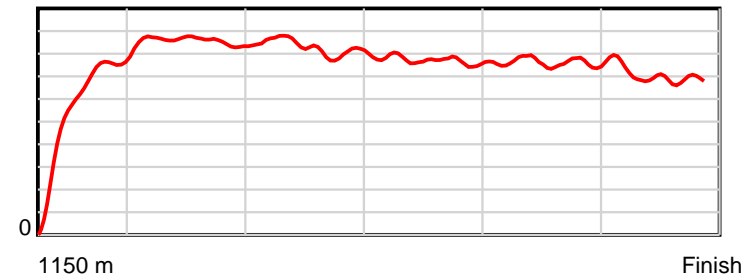
0.6 s Stride duration



20 m/sec Speed



100 % Stride efficiency



Note: Horizontal distance axis grid lines are 200m furlongs.

## Disclaimer.

Tasracing Pty Ltd and Thoroughbred Ratings Pty Ltd accepts no responsibility for the completeness or accuracy of any of the information contained herein, and makes no representations about its suitability for any particular purpose. Users should make their own judgements about those matters and/or seek independent advice. You assume all risks associated with use of the data provided on this page.