



## Race Results

Devonport Racing Club, Devonport Synthetic, July 06, 2014

Compilation date: July 7, 2014, 12:45:43 PM (EST)

Copyright © 2014 Tasracing Pty Ltd. All rights reserved.

### Trademarks.

StrideMASTER is a registered trademark of Thoroughbred Ratings Pty Ltd.

### Disclaimer.

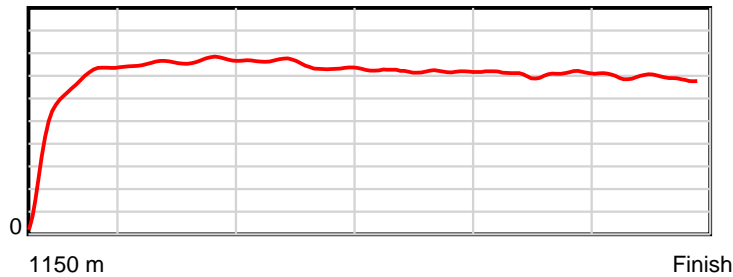
Tasracing Pty Ltd and Thoroughbred Ratings Pty Ltd accepts no responsibility for the completeness or accuracy of any of the information contained herein, and makes no representations about its suitability for any particular purpose. Users should make their own judgements about those matters and/or seek independent advice. You assume all risks associated with use of the data provided on this page.

# Race Results

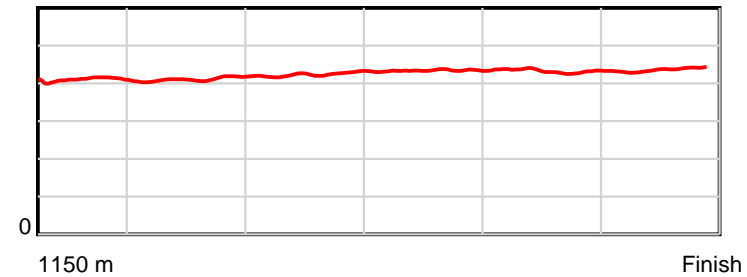
July 06, 2014, Race 2, 2UP MDN-SW, Distance 1150m, Spreyton - Offset 0m

Result	TAB no.	Horse (Barrier)	1150 to	1000m to	800m to	600m to	400m to	200m to	Total or	Margin
1st	10	Ali Grace (3)	1000m	800m	600m	400m	200m	WP	Average	
		Position in running (margin)	-	6(2.9)	9(3.1)	7(4.0)	6(5.0)	3(3.7)		0.00
		Sectional time (s)	11.43	10.53	11.11	12.08	12.06	12.55		
		Cumulative time (s)	69.75	58.32	47.79	36.68	24.60	12.55	1:09.75	
		Speed (m/s)	13.12	18.99	18.00	16.56	16.58	15.94	16.49	
		Stride length (m)	5.35	7.78	7.62	7.18	7.19	6.95	6.99	
		Stride duration (s)	0.408	0.410	0.423	0.433	0.433	0.436	0.424	
		Stride efficiency (%)	44.71	94.56	90.75	80.46	80.68	75.58	76.42	
		Stride count	28.04	25.71	26.24	27.87	27.83	28.76	164.45	

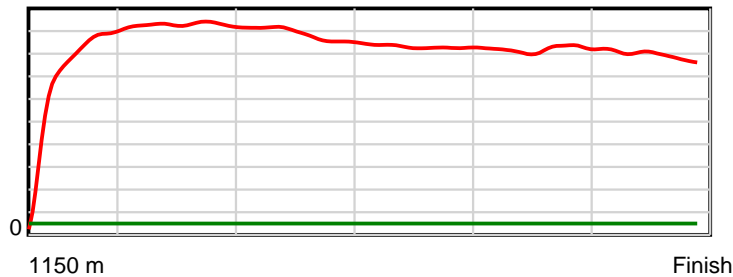
10 m Stride length



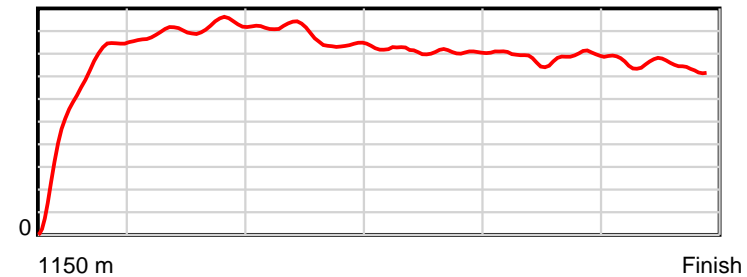
0.6 s Stride duration



20 m/sec Speed



100 % Stride efficiency



Note: Horizontal distance axis grid lines are 200m furlongs.

**Disclaimer.**

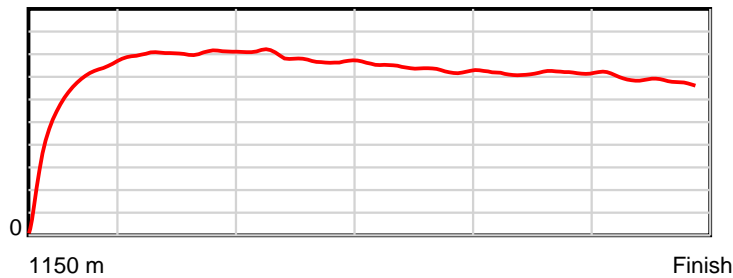
Tasracing Pty Ltd and Thoroughbred Ratings Pty Ltd accepts no responsibility for the completeness or accuracy of any of the information contained herein, and makes no representations about its suitability for any particular purpose. Users should make their own judgements about those matters and/or seek independent advice. You assume all risks associated with use of the data provided on this page.

# Race Results

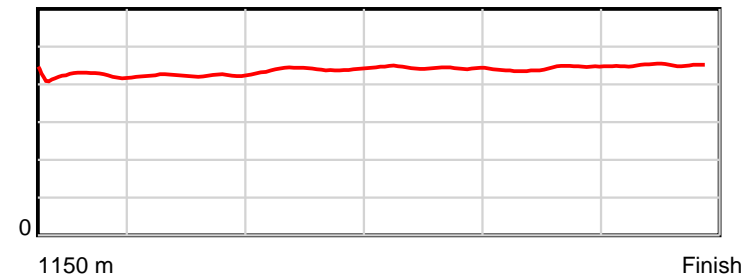
July 06, 2014, Race 2, 2UP MDN-SW, Distance 1150m, Spreyton - Offset 0m

Result	TAB no.	Horse (Barrier)	1150 to	1000m to	800m to	600m to	400m to	200m to	Total or	Margin
2nd	8	Sahara Girl (6)	1000m	800m	600m	400m	200m	WP	Average	
		Position in running (margin)	-	5(2.5)	3(0.8)	3(2.6)	5(4.9)	2(2.5)		0.20
		Sectional time (s)	11.15	10.22	11.25	12.30	11.87	13.00		
		Cumulative time (s)	69.79	58.64	48.42	37.17	24.87	13.00	1:09.79	
		Speed (m/s)	13.46	19.57	17.78	16.26	16.85	15.38	16.48	
		Stride length (m)	5.56	8.28	7.80	7.22	7.44	6.93	7.18	
		Stride duration (s)	0.421	0.423	0.439	0.444	0.441	0.450	0.435	
		Stride efficiency (%)	48.24	107.06	95.10	81.46	86.47	75.01	80.47	
		Stride count	27.00	24.16	25.64	27.70	26.89	28.87	160.26	

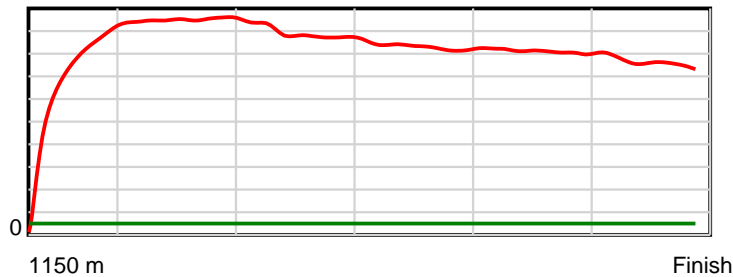
10 m Stride length



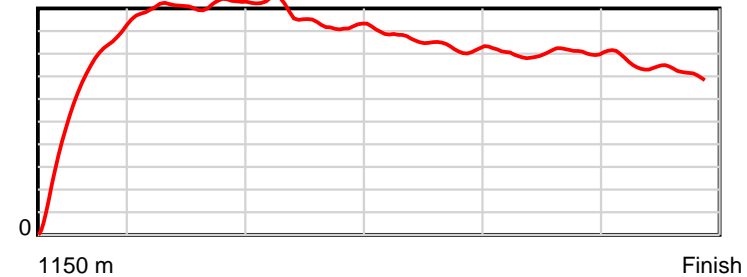
0.6 s Stride duration



20 m/sec Speed



100 % Stride efficiency



Note: Horizontal distance axis grid lines are 200m furlongs.

## Disclaimer.

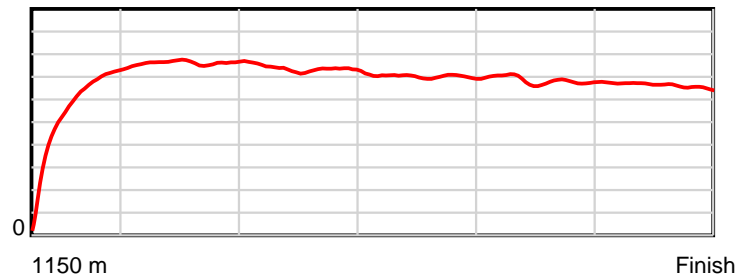
Tasracing Pty Ltd and Thoroughbred Ratings Pty Ltd accepts no responsibility for the completeness or accuracy of any of the information contained herein, and makes no representations about its suitability for any particular purpose. Users should make their own judgements about those matters and/or seek independent advice. You assume all risks associated with use of the data provided on this page.

# Race Results

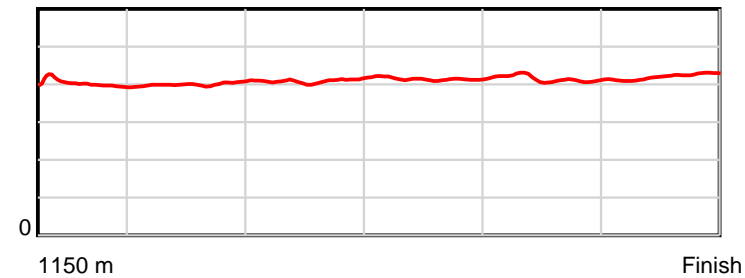
July 06, 2014, Race 2, 2UP MDN-SW, Distance 1150m, Spreyton - Offset 0m

Result	TAB no.	Horse (Barrier)	1150 to	1000m to	800m to	600m to	400m to	200m to	Total or	Margin
3rd	9	Sheza Fatty Bo... (1)	1000m	800m	600m	400m	200m	WP	Average	
		Position in running (margin)	-	2(0.4)	5(1.3)	4(2.8)	4(4.2)	6(4.8)		0.40
		Sectional time (s)	10.49	10.66	11.19	12.16	12.37	12.95		
		Cumulative time (s)	69.82	59.33	48.67	37.48	25.32	12.95	1:09.81	
		Speed (m/s)	14.30	18.76	17.87	16.45	16.17	15.44	16.47	
		Stride length (m)	5.33	7.52	7.29	6.82	6.70	6.51	6.68	
		Stride duration (s)	0.400	0.401	0.408	0.414	0.414	0.421	0.406	
		Stride efficiency (%)	44.45	88.42	83.13	72.58	70.11	66.15	69.79	
		Stride count	28.12	26.59	27.42	29.35	29.86	30.74	172.08	

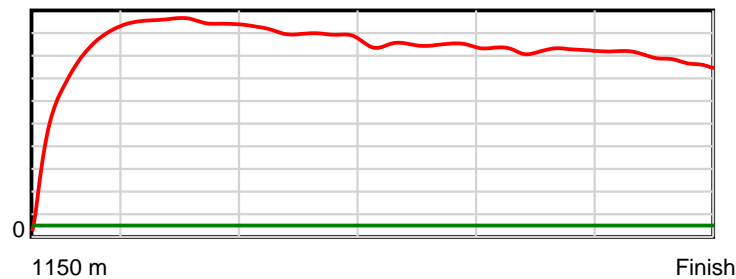
10 m Stride length



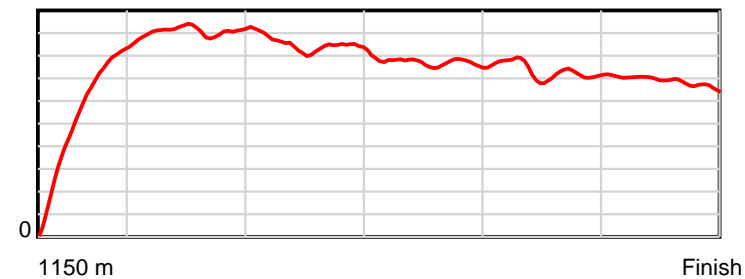
0.6 s Stride duration



20 m/sec Speed



100 % Stride efficiency



Note: Horizontal distance axis grid lines are 200m furlongs.

## Disclaimer.

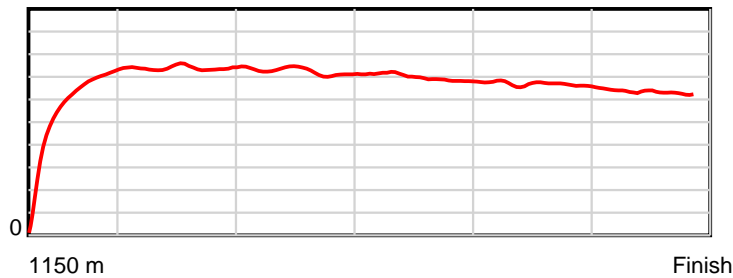
Tasracing Pty Ltd and Thoroughbred Ratings Pty Ltd accepts no responsibility for the completeness or accuracy of any of the information contained herein, and makes no representations about its suitability for any particular purpose. Users should make their own judgements about those matters and/or seek independent advice. You assume all risks associated with use of the data provided on this page.

# Race Results

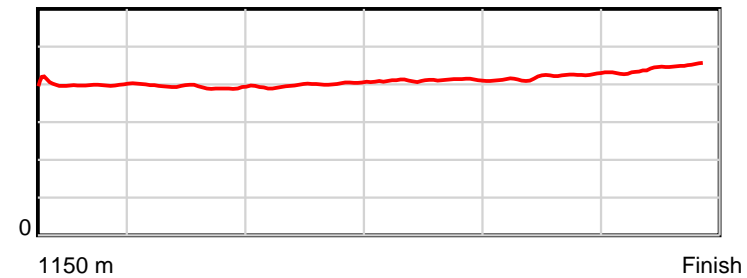
July 06, 2014, Race 2, 2UP MDN-SW, Distance 1150m, Spreyton - Offset 0m

Result	TAB no.	Horse (Barrier)	1150 to	1000m to	800m to	600m to	400m to	200m to	Total or	Margin
4th	6	<b>Little May (5)</b>	<b>1000m</b>	<b>800m</b>	<b>600m</b>	<b>400m</b>	<b>200m</b>	<b>WP</b>	<b>Average</b>	
		Position in running (margin)	-	3(0.5)	1(0.0)	1(0.0)	1(0.0)	1(0.0)		1.80
		Sectional time (s)	10.89	10.43	10.95	11.92	12.27	13.62		
		Cumulative time (s)	70.08	59.19	48.76	37.81	25.89	13.62	1:10.07	
		Speed (m/s)	13.78	19.18	18.26	16.78	16.30	14.68	16.41	
		Stride length (m)	5.35	7.54	7.28	6.87	6.83	6.49	6.72	
		Stride duration (s)	0.395	0.393	0.399	0.410	0.419	0.442	0.409	
		Stride efficiency (%)	44.80	88.95	82.92	73.85	72.98	65.85	70.55	
		Stride count	28.01	26.51	27.46	29.09	29.27	30.81	171.15	

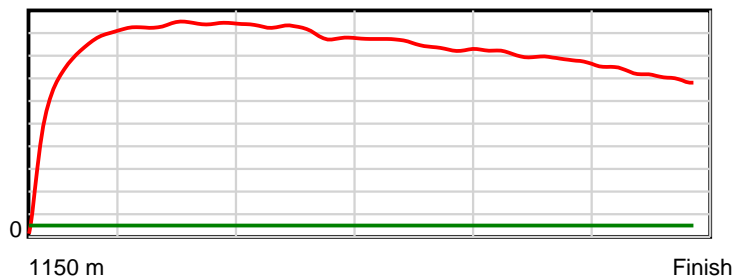
10 m Stride length



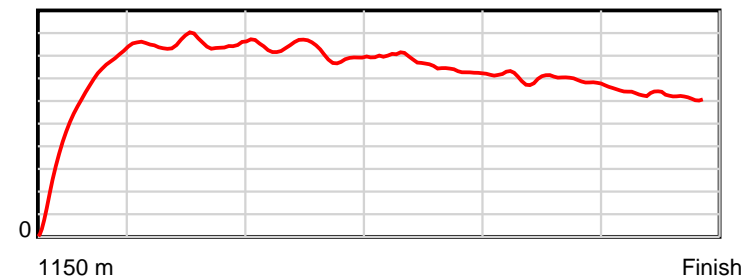
0.6 s Stride duration



20 m/sec Speed



100 % Stride efficiency



Note: Horizontal distance axis grid lines are 200m furlongs.

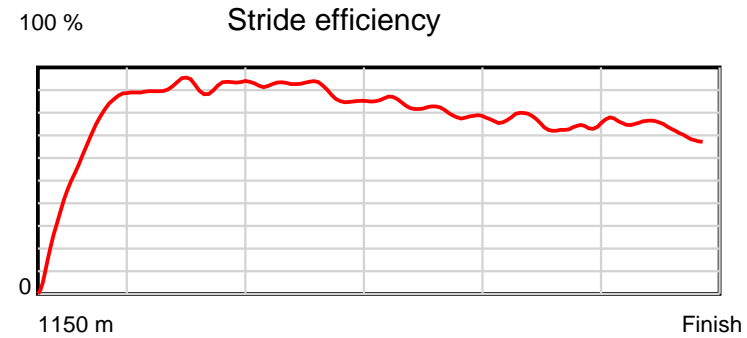
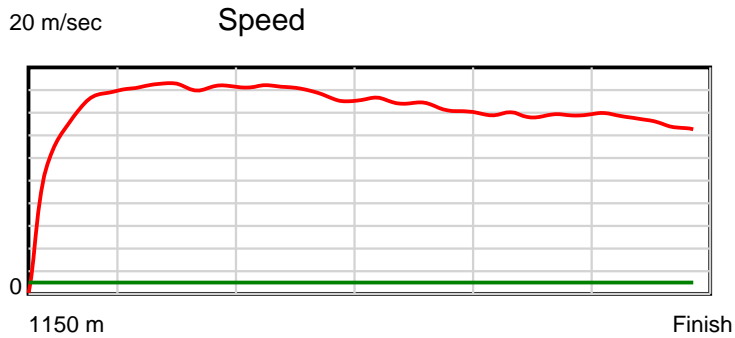
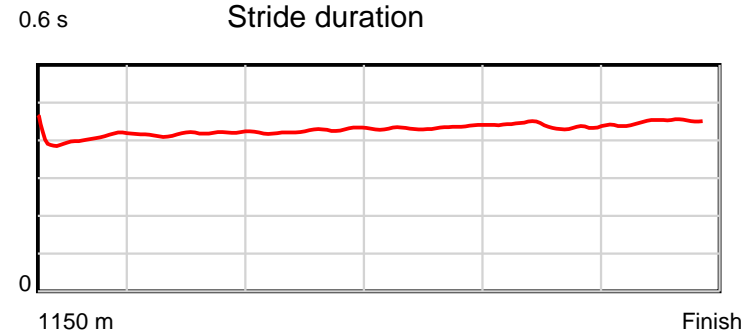
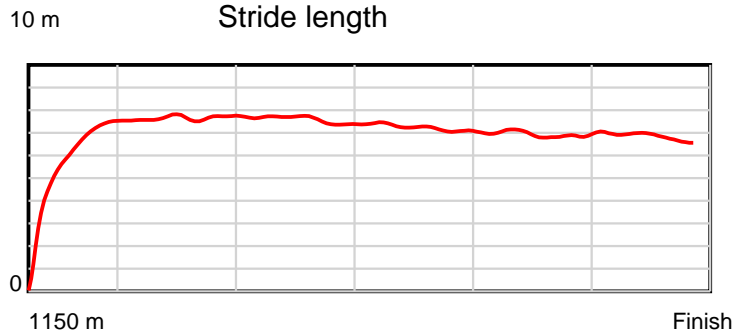
## Disclaimer.

Tasracing Pty Ltd and Thoroughbred Ratings Pty Ltd accepts no responsibility for the completeness or accuracy of any of the information contained herein, and makes no representations about its suitability for any particular purpose. Users should make their own judgements about those matters and/or seek independent advice. You assume all risks associated with use of the data provided on this page.

# Race Results

July 06, 2014, Race 2, 2UP MDN-SW, Distance 1150m, Spreyton - Offset 0m

Result	TAB no.	Horse (Barrier)	1150 to	1000m to	800m to	600m to	400m to	200m to	Total or	Margin
5th	7	<b>Nuclear Star (2)</b>	<b>1000m</b>	<b>800m</b>	<b>600m</b>	<b>400m</b>	<b>200m</b>	<b>WP</b>	<b>Average</b>	
		Position in running (margin)	-	4(2.3)	6(2.3)	6(3.8)	3(3.8)	5(4.6)		2.20
		Sectional time (s)	11.23	10.51	11.20	11.91	12.41	12.89		
		Cumulative time (s)	70.15	58.92	48.41	37.21	25.30	12.89	1:10.15	
		Speed (m/s)	13.35	19.03	17.86	16.79	16.12	15.52	16.39	
		Stride length (m)	5.37	7.95	7.59	7.28	7.06	6.97	7.01	
		Stride duration (s)	0.409	0.418	0.425	0.434	0.438	0.449	0.428	
		Stride efficiency (%)	45.06	98.77	89.95	82.80	77.97	75.85	76.88	
		Stride count	27.93	25.16	26.36	27.48	28.31	28.71	163.95	



Note: Horizontal distance axis grid lines are 200m furlongs.

**Disclaimer.**

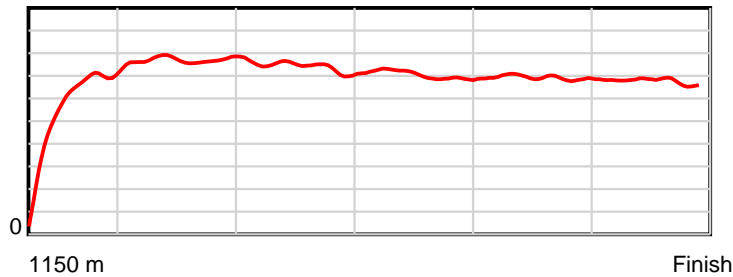
Tasracing Pty Ltd and Thoroughbred Ratings Pty Ltd accepts no responsibility for the completeness or accuracy of any of the information contained herein, and makes no representations about its suitability for any particular purpose. Users should make their own judgements about those matters and/or seek independent advice. You assume all risks associated with use of the data provided on this page.

# Race Results

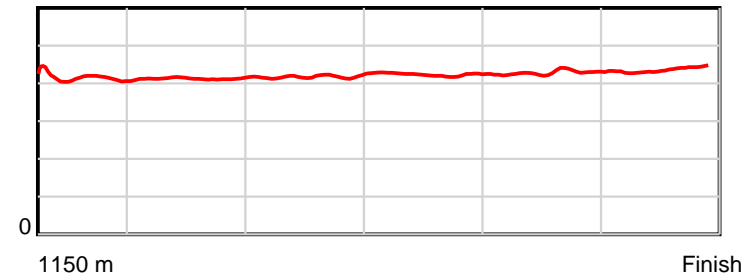
July 06, 2014, Race 2, 2UP MDN-SW, Distance 1150m, Spreyton - Offset 0m

Result	TAB no.	Horse (Barrier)	1150 to	1000m to	800m to	600m to	400m to	200m to	Total or	Margin
6th	4	<b>Delrianna (4)</b>	<b>1000m</b>	<b>800m</b>	<b>600m</b>	<b>400m</b>	<b>200m</b>	<b>WP</b>	<b>Average</b>	
		Position in running (margin)	-	7(3.2)	7(3.0)	9(5.6)	7(5.1)	7(5.2)		3.60
		Sectional time (s)	11.35	10.47	11.40	11.84	12.28	13.08		
		Cumulative time (s)	70.41	59.06	48.59	37.20	25.36	13.08	1:10.40	
		Speed (m/s)	13.21	19.10	17.54	16.89	16.29	15.29	16.33	
		Stride length (m)	5.35	7.88	7.32	7.15	6.97	6.67	6.87	
		Stride duration (s)	0.411	0.413	0.417	0.423	0.428	0.436	0.421	
		Stride efficiency (%)	44.81	97.06	83.65	79.93	75.88	69.43	73.75	
		Stride count	28.01	25.38	27.34	27.96	28.70	30.01	167.40	

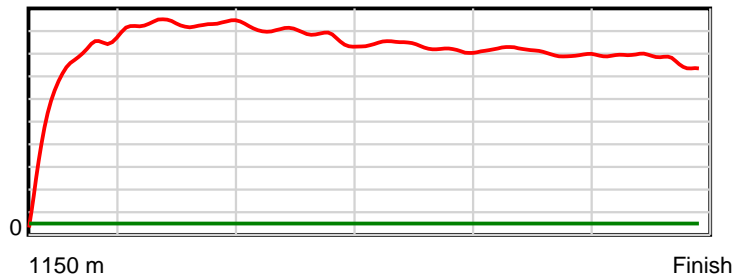
10 m Stride length



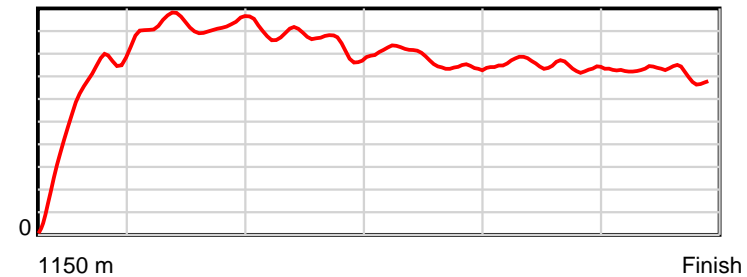
0.6 s Stride duration



20 m/sec Speed



100 % Stride efficiency



Note: Horizontal distance axis grid lines are 200m furlongs.

## Disclaimer.

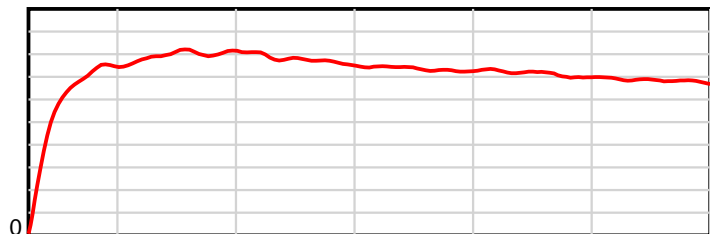
Tasracing Pty Ltd and Thoroughbred Ratings Pty Ltd accepts no responsibility for the completeness or accuracy of any of the information contained herein, and makes no representations about its suitability for any particular purpose. Users should make their own judgements about those matters and/or seek independent advice. You assume all risks associated with use of the data provided on this page.

# Race Results

July 06, 2014, Race 2, 2UP MDN-SW, Distance 1150m, Spreyton - Offset 0m

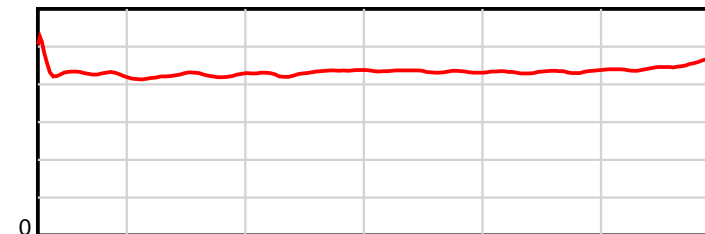
Result	TAB no.	Horse (Barrier)	1150 to	1000m to	800m to	600m to	400m to	200m to	Total or	Margin
7th	11	<b>Gwemrae (7)</b>	<b>1000m</b>	<b>800m</b>	<b>600m</b>	<b>400m</b>	<b>200m</b>	<b>WP</b>	<b>Average</b>	
		Position in running (margin)	-	1(0.0)	2(0.7)	5(2.8)	8(5.7)	8(7.1)		5.00
		Sectional time (s)	10.46	10.63	11.30	12.40	12.51	13.38		
		Cumulative time (s)	70.67	60.21	49.57	38.28	25.88	13.38	1:10.67	
		Speed (m/s)	14.34	18.81	17.70	16.13	15.99	14.95	16.27	
		Stride length (m)	6.11	7.95	7.64	7.00	6.93	6.77	7.06	
		Stride duration (s)	0.437	0.422	0.432	0.434	0.433	0.453	0.434	
		Stride efficiency (%)	58.43	98.71	91.24	76.57	75.05	71.64	77.95	
		Stride count	24.53	25.16	26.17	28.57	28.86	29.54	162.83	

10 m Stride length



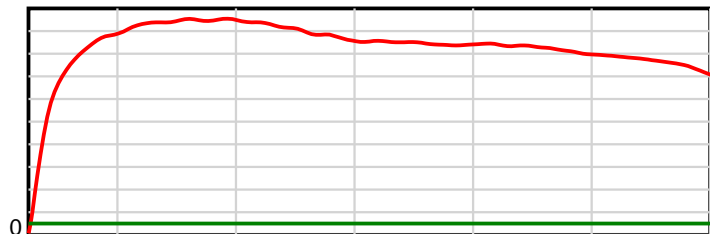
1150 m Finish

0.6 s Stride duration



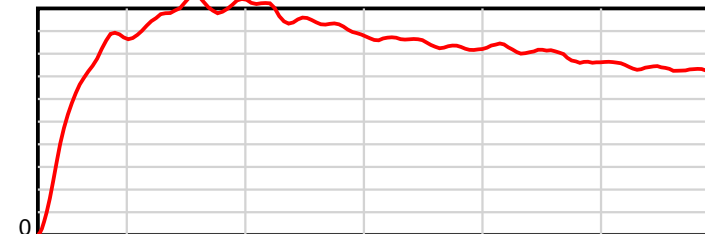
1150 m Finish

20 m/sec Speed



1150 m Finish

100 % Stride efficiency



1150 m Finish

Note: Horizontal distance axis grid lines are 200m furlongs.

## Disclaimer.

Tasracing Pty Ltd and Thoroughbred Ratings Pty Ltd accepts no responsibility for the completeness or accuracy of any of the information contained herein, and makes no representations about its suitability for any particular purpose. Users should make their own judgements about those matters and/or seek independent advice. You assume all risks associated with use of the data provided on this page.

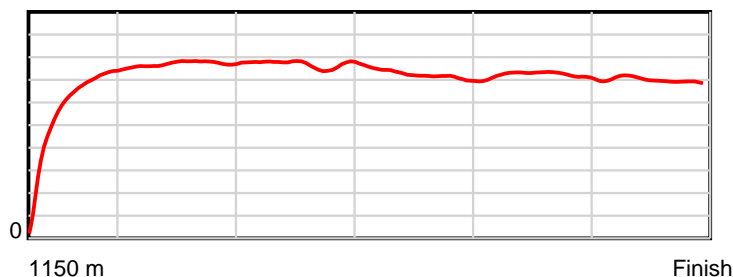


# Race Results

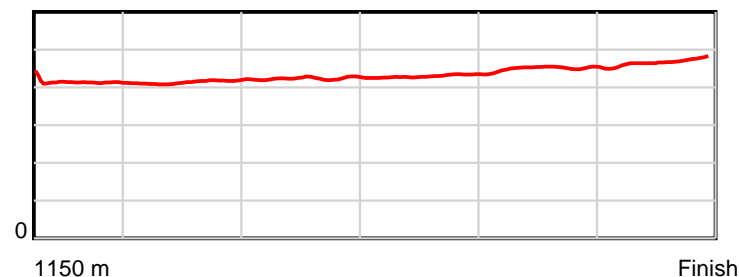
July 06, 2014, Race 2, 2UP MDN-SW, Distance 1150m, Spreyton - Offset 0m

Result	TAB no.	Horse (Barrier)	1150 to	1000m to	800m to	600m to	400m to	200m to	Total or	Margin
8th	1	<b>Diamond Dan (10)</b>	<b>1000m</b>	<b>800m</b>	<b>600m</b>	<b>400m</b>	<b>200m</b>	<b>WP</b>	<b>Average</b>	
		Position in running (margin)	-	9(3.8)	8(3.0)	8(4.6)	9(9.3)	9(9.6)		8.80
		Sectional time (s)	11.54	10.39	11.22	12.70	12.32	13.23		
		Cumulative time (s)	71.39	59.85	49.47	38.25	25.55	13.23	1:11.39	
		Speed (m/s)	13.00	19.25	17.83	15.75	16.23	15.12	16.11	
		Stride length (m)	5.40	7.96	7.55	6.76	7.32	7.09	6.99	
		Stride duration (s)	0.414	0.413	0.423	0.429	0.451	0.469	0.434	
		Stride efficiency (%)	45.56	98.91	89.02	71.43	83.79	78.64	76.37	
		Stride count	27.78	25.14	26.50	29.58	27.31	28.19	164.50	

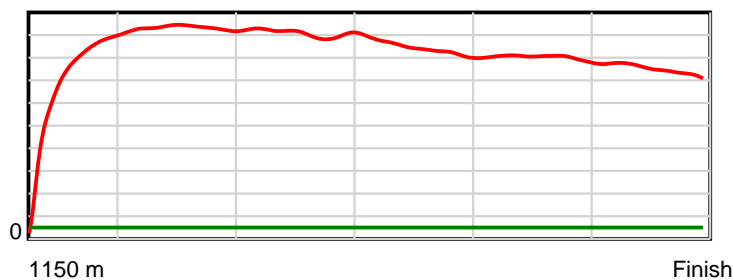
10 m Stride length



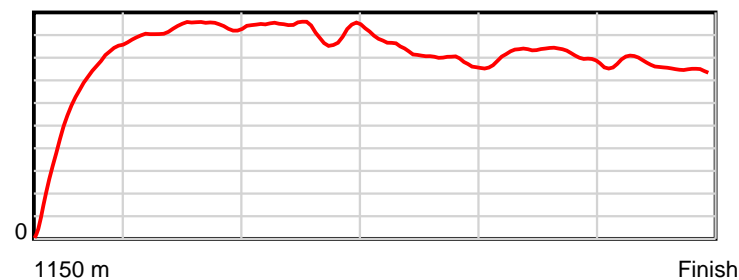
0.6 s Stride duration



20 m/sec Speed



100 % Stride efficiency



Note: Horizontal distance axis grid lines are 200m furlongs.

## Disclaimer.

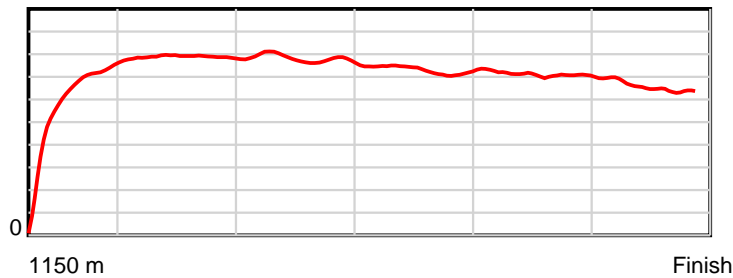
Tasracing Pty Ltd and Thoroughbred Ratings Pty Ltd accepts no responsibility for the completeness or accuracy of any of the information contained herein, and makes no representations about its suitability for any particular purpose. Users should make their own judgements about those matters and/or seek independent advice. You assume all risks associated with use of the data provided on this page.

# Race Results

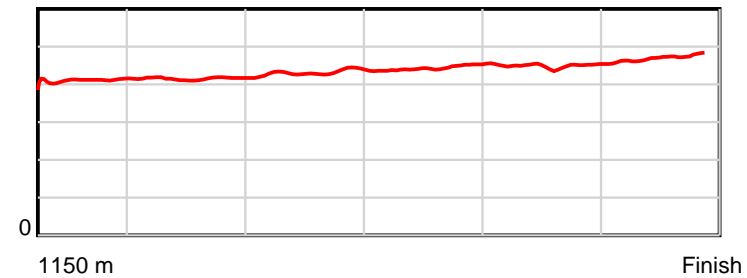
July 06, 2014, Race 2, 2UP MDN-SW, Distance 1150m, Spreyton - Offset 0m

Result	TAB no.	Horse (Barrier)	1150 to	1000m to	800m to	600m to	400m to	200m to	Total or	Margin
9th	3	Silver Burndin... (8)	1000m	800m	600m	400m	200m	WP	Average	
		Position in running (margin)	-	8(3.3)	4(1.2)	2(1.0)	2(3.6)	4(4.0)		9.00
		Sectional time (s)	11.53	10.17	10.92	12.35	12.34	14.13		
		Cumulative time (s)	71.43	59.90	49.73	38.82	26.47	14.13	1:11.43	
		Speed (m/s)	13.01	19.67	18.32	16.19	16.21	14.15	16.10	
		Stride length (m)	5.27	8.15	7.89	7.15	7.27	6.64	7.02	
		Stride duration (s)	0.401	0.415	0.430	0.442	0.448	0.469	0.436	
		Stride efficiency (%)	43.41	103.85	97.18	79.99	82.51	68.96	76.90	
		Stride count	28.46	24.53	25.36	27.95	27.52	30.11	163.93	

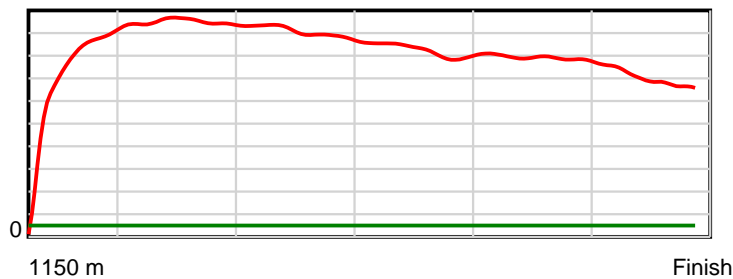
10 m Stride length



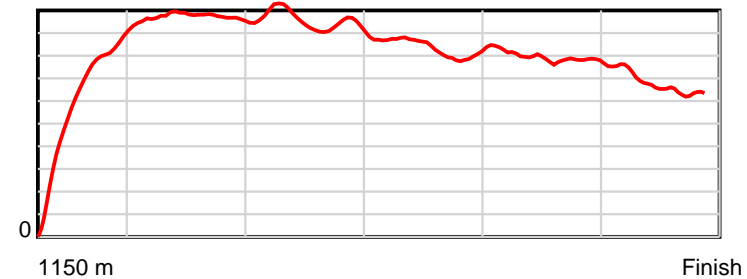
0.6 s Stride duration



20 m/sec Speed



100 % Stride efficiency



Note: Horizontal distance axis grid lines are 200m furlongs.

## Disclaimer.

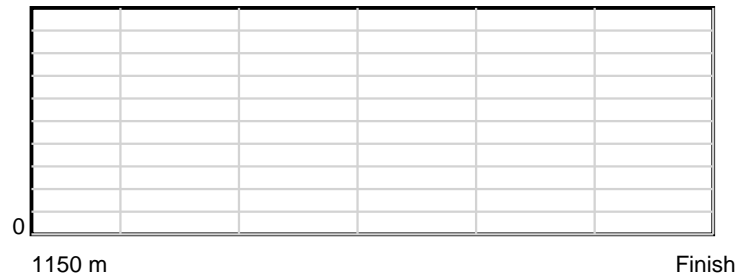
Tasracing Pty Ltd and Thoroughbred Ratings Pty Ltd accepts no responsibility for the completeness or accuracy of any of the information contained herein, and makes no representations about its suitability for any particular purpose. Users should make their own judgements about those matters and/or seek independent advice. You assume all risks associated with use of the data provided on this page.

# Race Results


July 06, 2014, Race 2, 2UP MDN-SW, Distance 1150m, Spreyton - Offset 0m

Result	TAB no.	Horse (Barrier)	1150 to	1000m to	800m to	600m to	400m to	200m to	Total or	Margin
10th	2	Queen's Lad (9)	WP	Average						
		Position in running (margin)		10.90						
		Sectional time (s)								
		Cumulative time (s)	10:00.00							
		Speed (m/s)	1.92							
		Stride length (m)	nan							
		Stride duration (s)	nan							
		Stride efficiency (%)	nan							
		Stride count	0.00							

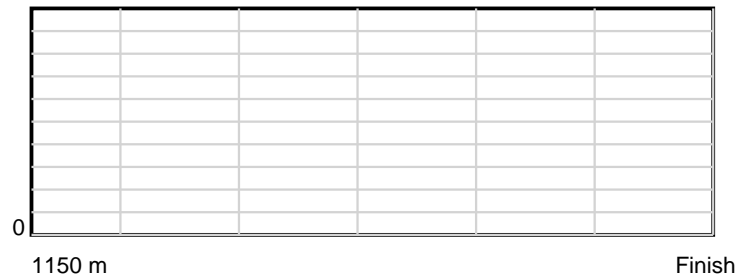
10 m Stride length



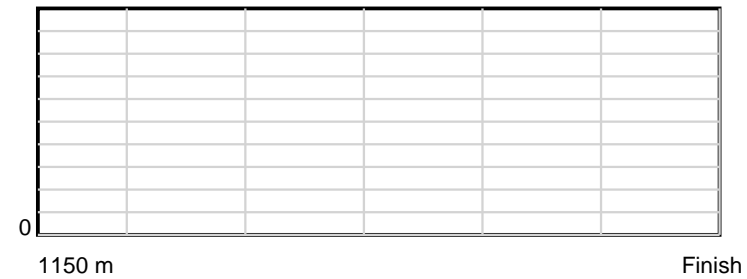
0.6 s Stride duration



20 m/sec Speed



100 % Stride efficiency



Note: Horizontal distance axis grid lines are 200m furlongs.

**Disclaimer.**

Tasracing Pty Ltd and Thoroughbred Ratings Pty Ltd accepts no responsibility for the completeness or accuracy of any of the information contained herein, and makes no representations about its suitability for any particular purpose. Users should make their own judgements about those matters and/or seek independent advice. You assume all risks associated with use of the data provided on this page.