



## Race Results

Devonport Racing Club, Devonport Synthetic, July 06, 2014

Compilation date: July 7, 2014, 12:47:20 PM (EST)

Copyright © 2014 Tasracing Pty Ltd. All rights reserved.

### Trademarks.

StrideMASTER is a registered trademark of Thoroughbred Ratings Pty Ltd.

### Disclaimer.

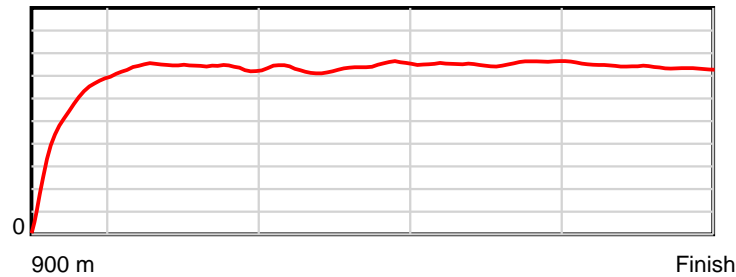
Tasracing Pty Ltd and Thoroughbred Ratings Pty Ltd accepts no responsibility for the completeness or accuracy of any of the information contained herein, and makes no representations about its suitability for any particular purpose. Users should make their own judgements about those matters and/or seek independent advice. You assume all risks associated with use of the data provided on this page.

# Race Results

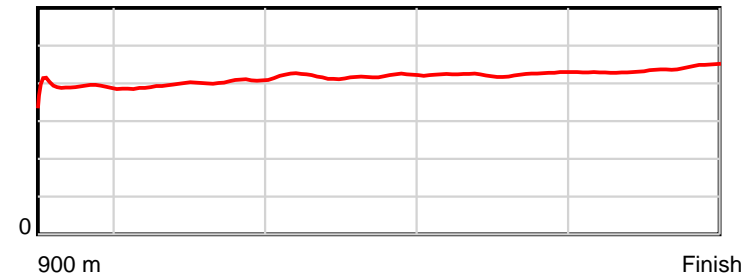
July 06, 2014, Race 3, 2UP MDN-SW, Distance 900m, Spreyton - Offset 0m

Result	TAB no.	Horse (Barrier)	900 to	800m to	600m to	400m to	200m to	Total or	Margin
1st	5	Tennessee Driv... (5)	800m	600m	400m	200m	WP	Average	
		Position in running (margin)	-	1(0.0)	4(0.8)	4(3.5)	3(2.0)		0.00
		Sectional time (s)	7.56	10.95	11.98	11.56	12.10		
		Cumulative time (s)	54.15	46.59	35.63	23.66	12.10	0:54.15	
		Speed (m/s)	13.23	18.26	16.69	17.30	16.53	16.62	
		Stride length (m)	4.80	7.29	7.00	7.35	7.26	6.84	
		Stride duration (s)	0.391	0.399	0.419	0.424	0.439	0.411	
		Stride efficiency (%)	35.98	83.06	76.62	84.30	82.37	73.08	
		Stride count	20.84	27.43	28.56	27.23	27.55	131.61	

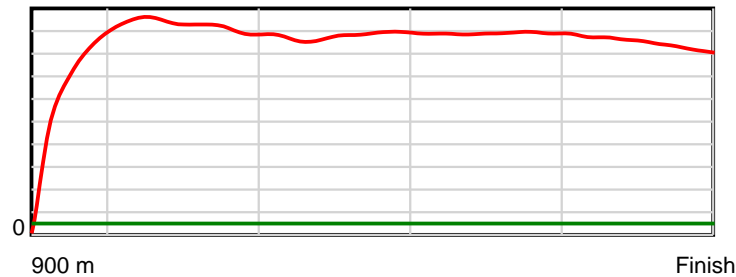
10 m Stride length



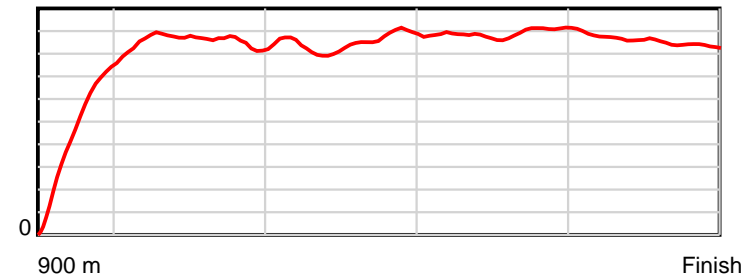
0.6 s Stride duration



20 m/sec Speed



100 % Stride efficiency



Note: Horizontal distance axis grid lines are 200m furlongs.

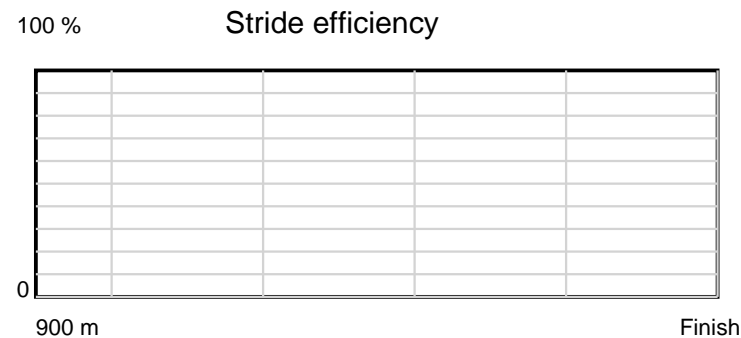
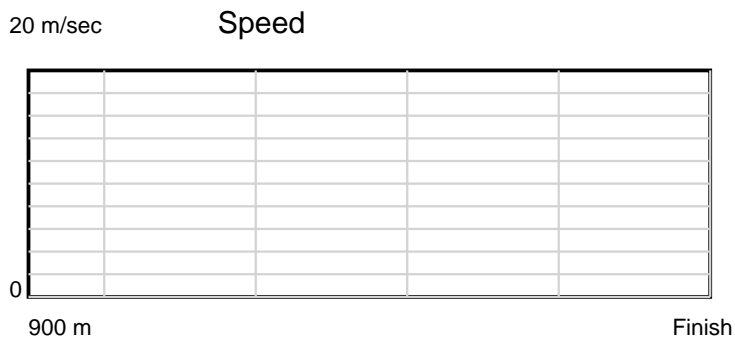
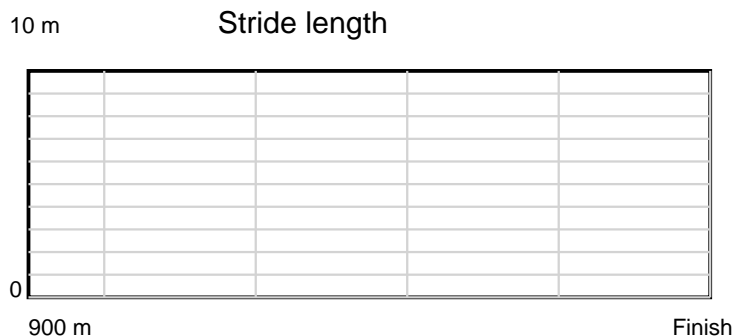
### Disclaimer.

Tasracing Pty Ltd and Thoroughbred Ratings Pty Ltd accepts no responsibility for the completeness or accuracy of any of the information contained herein, and makes no representations about its suitability for any particular purpose. Users should make their own judgements about those matters and/or seek independent advice. You assume all risks associated with use of the data provided on this page.

# Race Results

July 06, 2014, Race 3, 2UP MDN-SW, Distance 900m, Spreyton - Offset 0m

Result	TAB no.	Horse (Barrier)	900 to	800m to	600m to	400m to	200m to	Total or	Margin
2nd	12	<b>Geegees Barito... (10)</b>							
		Position in running (margin)							
		Sectional time (s)							
		Cumulative time (s)							
		Speed (m/s)							
		Stride length (m)							
		Stride duration (s)							
		Stride efficiency (%)							
		Stride count							



Note: Horizontal distance axis grid lines are 200m furlongs.

**Disclaimer.**

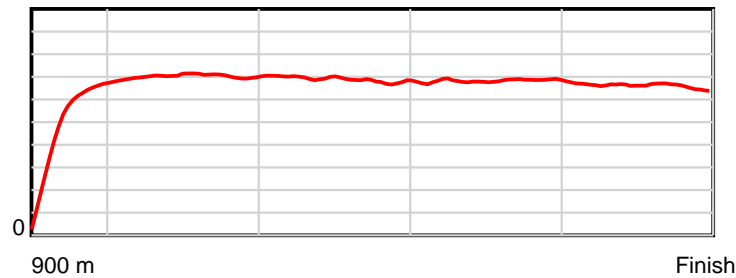
Tasracing Pty Ltd and Thoroughbred Ratings Pty Ltd accepts no responsibility for the completeness or accuracy of any of the information contained herein, and makes no representations about its suitability for any particular purpose. Users should make their own judgements about those matters and/or seek independent advice. You assume all risks associated with use of the data provided on this page.

# Race Results

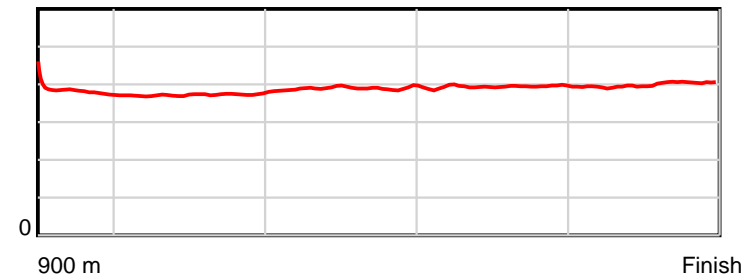
July 06, 2014, Race 3, 2UP MDN-SW, Distance 900m, Spreyton - Offset 0m

Result	TAB no.	Horse (Barrier)	900 to	800m to	600m to	400m to	200m to	Total or	Margin
3rd	8	Scrivete (4)	800m	600m	400m	200m	WP	Average	
		Position in running (margin)	-	6(2.1)	1(0.0)	1(0.0)	1(0.0)		1.00
		Sectional time (s)	8.13	10.47	11.53	11.80	12.41		
		Cumulative time (s)	54.33	46.20	35.74	24.21	12.41	0:54.33	
		Speed (m/s)	12.30	19.10	17.35	16.95	16.12	16.57	
		Stride length (m)	4.66	7.10	6.74	6.64	6.41	6.40	
		Stride duration (s)	0.391	0.372	0.389	0.392	0.397	0.386	
		Stride efficiency (%)	33.89	78.77	71.07	68.89	64.11	63.99	
		Stride count	21.47	28.17	29.66	30.12	31.22	140.64	

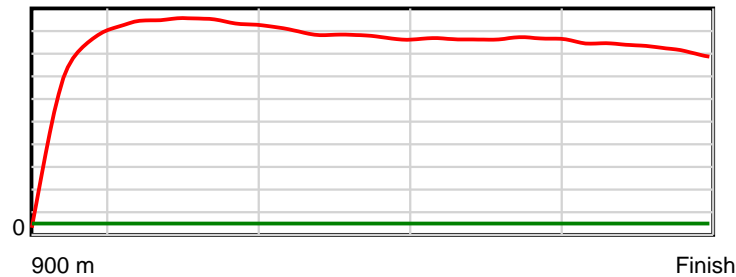
10 m Stride length



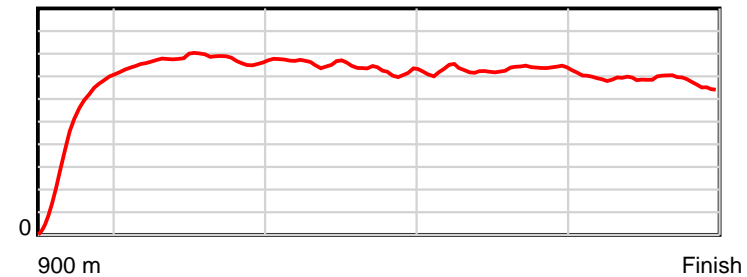
0.6 s Stride duration



20 m/sec Speed



100 % Stride efficiency



Note: Horizontal distance axis grid lines are 200m furlongs.

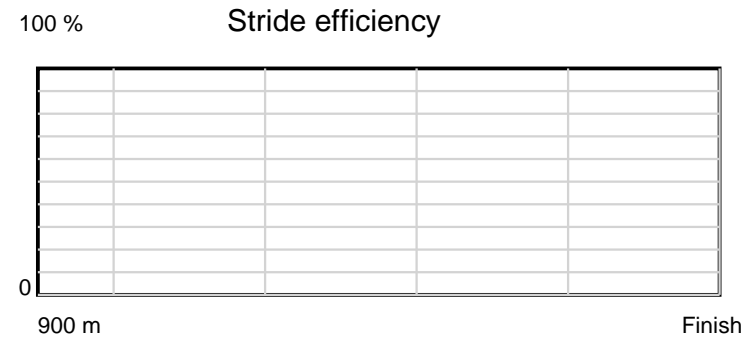
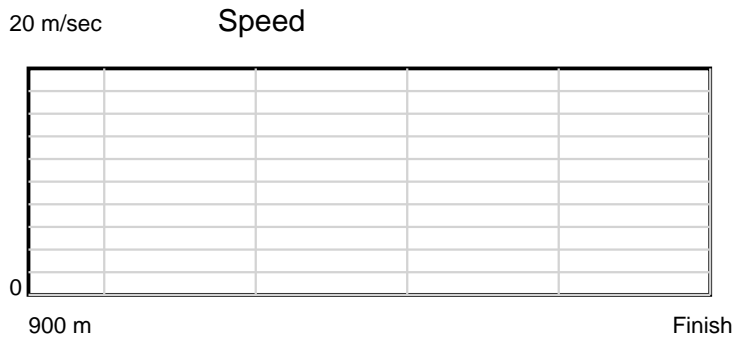
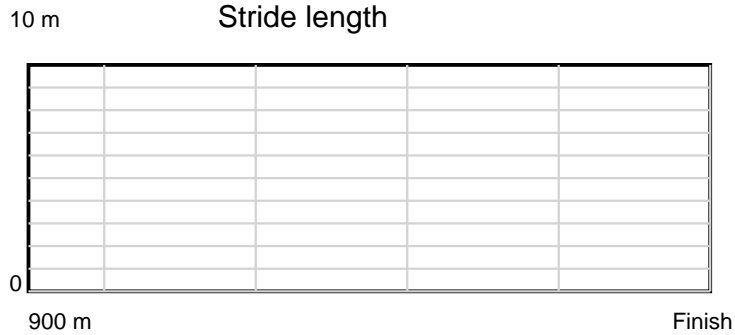
## Disclaimer.

Tasracing Pty Ltd and Thoroughbred Ratings Pty Ltd accepts no responsibility for the completeness or accuracy of any of the information contained herein, and makes no representations about its suitability for any particular purpose. Users should make their own judgements about those matters and/or seek independent advice. You assume all risks associated with use of the data provided on this page.

# Race Results

July 06, 2014, Race 3, 2UP MDN-SW, Distance 900m, Spreyton - Offset 0m

Result	TAB no.	Horse (Barrier)	900 to	800m to	600m to	400m to	200m to	Total or	Margin
4th	4	<b>Sapphire Storm (7)</b>							
		Position in running (margin)							
		Sectional time (s)							
		Cumulative time (s)							
		Speed (m/s)							
		Stride length (m)							
		Stride duration (s)							
		Stride efficiency (%)							
		Stride count							



Note: Horizontal distance axis grid lines are 200m furlongs.

**Disclaimer.**

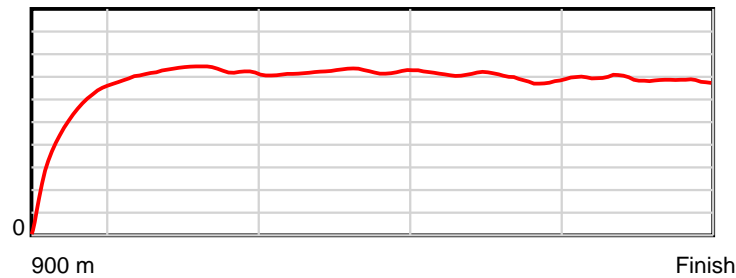
Tasracing Pty Ltd and Thoroughbred Ratings Pty Ltd accepts no responsibility for the completeness or accuracy of any of the information contained herein, and makes no representations about its suitability for any particular purpose. Users should make their own judgements about those matters and/or seek independent advice. You assume all risks associated with use of the data provided on this page.

# Race Results

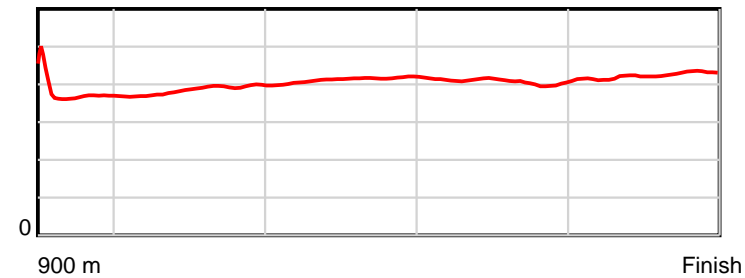
July 06, 2014, Race 3, 2UP MDN-SW, Distance 900m, Spreyton - Offset 0m

Result	TAB no.	Horse (Barrier)	900 to	800m to	600m to	400m to	200m to	Total or	Margin
5th	14	<b>Watch Over Me (6)</b>	<b>800m</b>	<b>600m</b>	<b>400m</b>	<b>200m</b>	<b>WP</b>	<b>Average</b>	
		Position in running (margin)	-	3(0.7)	2(0.5)	3(1.6)	4(2.2)		2.80
		Sectional time (s)	7.75	10.78	11.71	11.90	12.51		
		Cumulative time (s)	54.66	46.91	36.12	24.41	12.51	0:54.66	
		Speed (m/s)	12.90	18.55	17.08	16.81	15.99	16.47	
		Stride length (m)	4.74	7.15	7.05	6.85	6.79	6.61	
		Stride duration (s)	0.381	0.385	0.413	0.407	0.425	0.402	
		Stride efficiency (%)	35.16	79.87	77.69	73.24	72.15	68.37	
		Stride count	21.08	27.97	28.37	29.21	29.43	136.06	

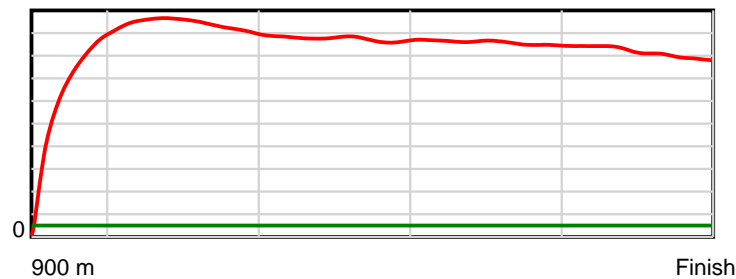
10 m Stride length



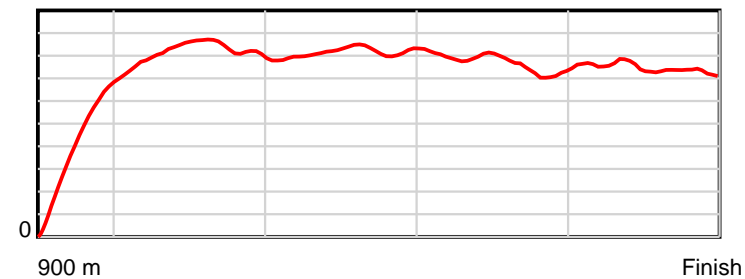
0.6 s Stride duration



20 m/sec Speed



100 % Stride efficiency



Note: Horizontal distance axis grid lines are 200m furlongs.

### Disclaimer.

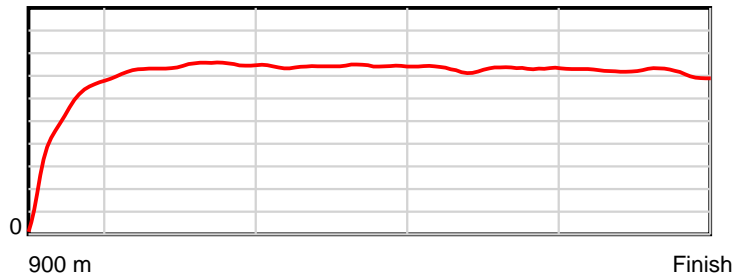
Tasracing Pty Ltd and Thoroughbred Ratings Pty Ltd accepts no responsibility for the completeness or accuracy of any of the information contained herein, and makes no representations about its suitability for any particular purpose. Users should make their own judgements about those matters and/or seek independent advice. You assume all risks associated with use of the data provided on this page.

# Race Results

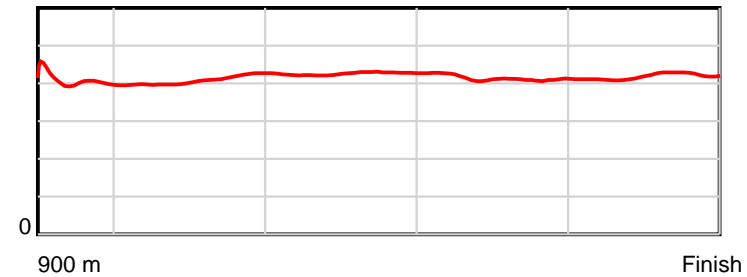
July 06, 2014, Race 3, 2UP MDN-SW, Distance 900m, Spreyton - Offset 0m

Result	TAB no.	Horse (Barrier)	900 to	800m to	600m to	400m to	200m to	Total or	Margin
6th	10	<b>She's Peachy (9)</b>	<b>800m</b>	<b>600m</b>	<b>400m</b>	<b>200m</b>	<b>WP</b>	<b>Average</b>	
		Position in running (margin)	-	9(3.8)	9(6.0)	9(8.5)	7(7.2)		5.40
		Sectional time (s)	8.42	11.19	11.95	11.59	11.99		
		Cumulative time (s)	55.14	46.72	35.53	23.58	11.99	0:55.14	
		Speed (m/s)	11.87	17.87	16.74	17.26	16.68	16.32	
		Stride length (m)	5.01	7.30	7.11	7.12	6.98	6.81	
		Stride duration (s)	0.414	0.408	0.425	0.412	0.419	0.417	
		Stride efficiency (%)	39.30	83.31	79.06	79.16	76.16	72.42	
		Stride count	19.94	27.39	28.12	28.10	28.65	132.20	

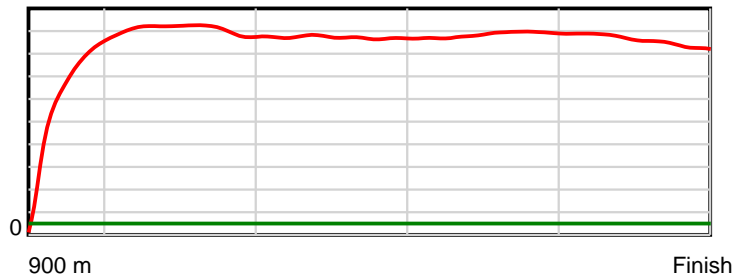
10 m Stride length



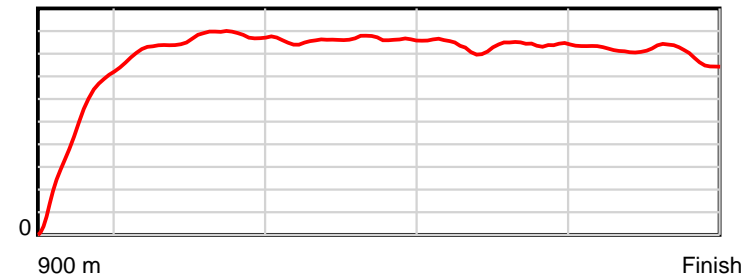
0.6 s Stride duration



20 m/sec Speed



100 % Stride efficiency



Note: Horizontal distance axis grid lines are 200m furlongs.

### Disclaimer.

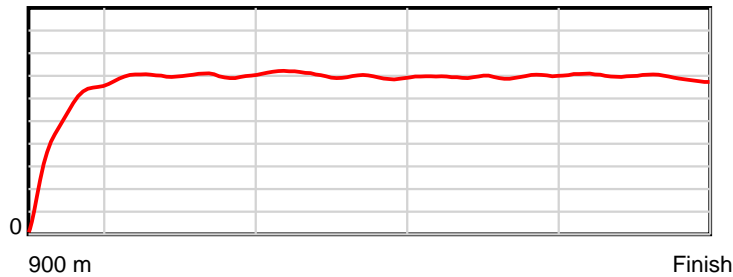
Tasracing Pty Ltd and Thoroughbred Ratings Pty Ltd accepts no responsibility for the completeness or accuracy of any of the information contained herein, and makes no representations about its suitability for any particular purpose. Users should make their own judgements about those matters and/or seek independent advice. You assume all risks associated with use of the data provided on this page.

# Race Results

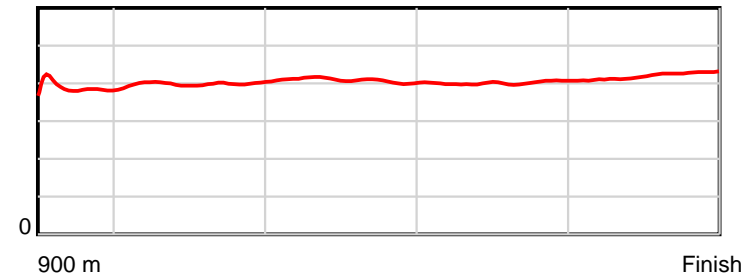
July 06, 2014, Race 3, 2UP MDN-SW, Distance 900m, Spreyton - Offset 0m

Result	TAB no.	Horse (Barrier)	900 to	800m to	600m to	400m to	200m to	Total or	Margin
7th	6	The Candyman C... (1)	800m	600m	400m	200m	WP	Average	
		Position in running (margin)	-	4(1.3)	8(5.0)	8(7.0)	6(6.2)		5.50
		Sectional time (s)	7.82	11.42	11.87	11.66	12.38		
		Cumulative time (s)	55.16	47.34	35.92	24.05	12.38	0:55.16	
		Speed (m/s)	12.79	17.51	16.85	17.15	16.16	16.32	
		Stride length (m)	4.71	6.99	6.88	6.88	6.80	6.55	
		Stride duration (s)	0.391	0.399	0.408	0.401	0.421	0.401	
		Stride efficiency (%)	34.64	76.26	73.87	73.94	72.26	67.00	
		Stride count	21.24	28.63	29.09	29.08	29.41	137.45	

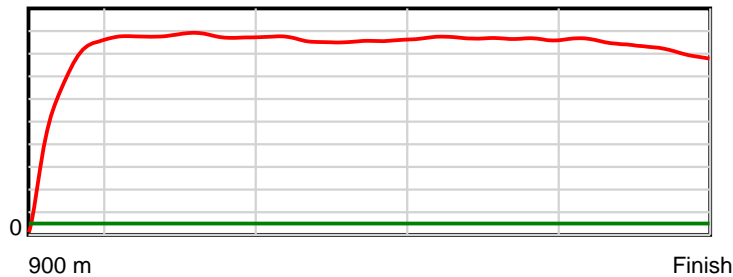
10 m Stride length



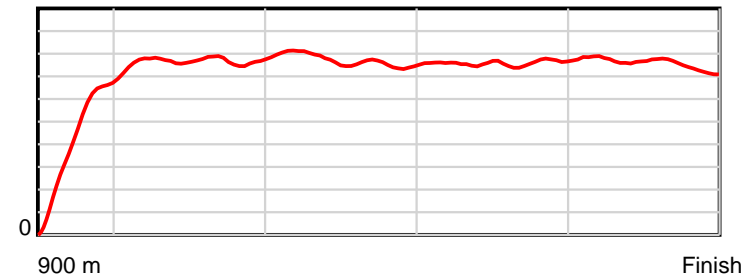
0.6 s Stride duration



20 m/sec Speed



100 % Stride efficiency



Note: Horizontal distance axis grid lines are 200m furlongs.

## Disclaimer.

Tasracing Pty Ltd and Thoroughbred Ratings Pty Ltd accepts no responsibility for the completeness or accuracy of any of the information contained herein, and makes no representations about its suitability for any particular purpose. Users should make their own judgements about those matters and/or seek independent advice. You assume all risks associated with use of the data provided on this page.

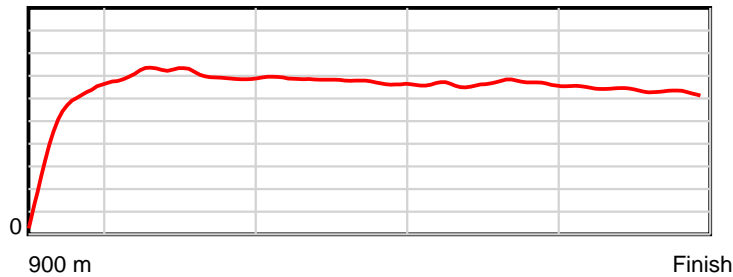


# Race Results

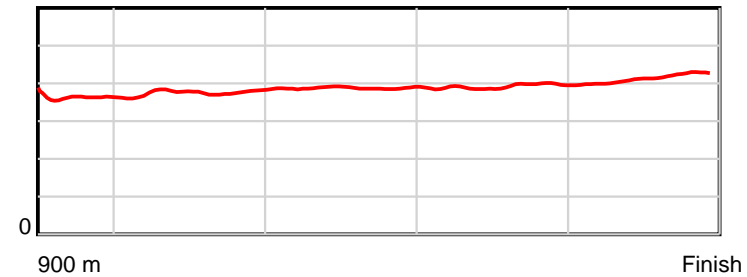
July 06, 2014, Race 3, 2UP MDN-SW, Distance 900m, Spreyton - Offset 0m

Result	TAB no.	Horse (Barrier)	900 to	800m to	600m to	400m to	200m to	Total or	Margin
8th	11	Western Torri (12)	800m	600m	400m	200m	WP	Average	
		Position in running (margin)	-	7(3.0)	3(0.7)	2(0.3)	2(1.3)		5.90
		Sectional time (s)	8.25	10.43	11.46	11.97	13.12		
		Cumulative time (s)	55.24	46.99	36.56	25.09	13.12	0:55.24	
		Speed (m/s)	12.13	19.18	17.45	16.71	15.24	16.29	
		Stride length (m)	4.33	7.18	6.77	6.54	6.31	6.30	
		Stride duration (s)	0.365	0.374	0.388	0.392	0.414	0.387	
		Stride efficiency (%)	29.30	80.50	71.52	66.89	62.22	62.08	
		Stride count	23.09	27.87	29.56	30.57	31.70	142.79	

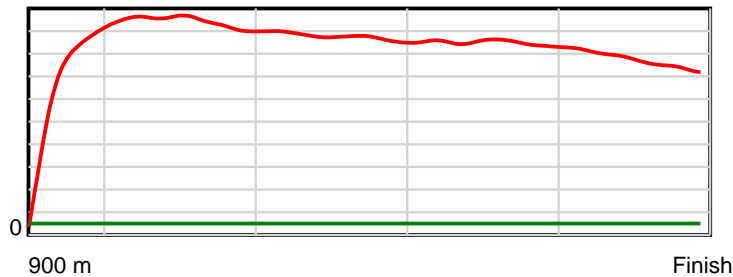
10 m Stride length



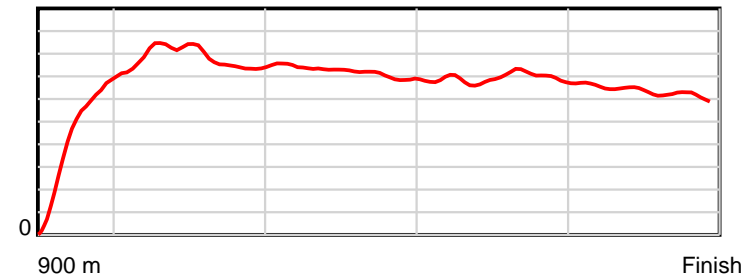
0.6 s Stride duration



20 m/sec Speed



100 % Stride efficiency



Note: Horizontal distance axis grid lines are 200m furlongs.

### Disclaimer.

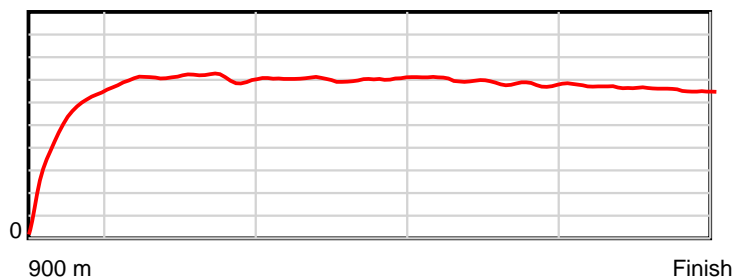
Tasracing Pty Ltd and Thoroughbred Ratings Pty Ltd accepts no responsibility for the completeness or accuracy of any of the information contained herein, and makes no representations about its suitability for any particular purpose. Users should make their own judgements about those matters and/or seek independent advice. You assume all risks associated with use of the data provided on this page.

# Race Results

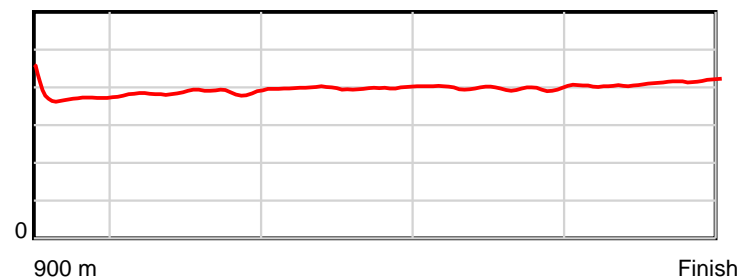
July 06, 2014, Race 3, 2UP MDN-SW, Distance 900m, Spreyton - Offset 0m

Result	TAB no.	Horse (Barrier)	900 to	800m to	600m to	400m to	200m to	Total or	Margin
9th	2	<b>Brief Event (3)</b>	<b>800m</b>	<b>600m</b>	<b>400m</b>	<b>200m</b>	<b>WP</b>	<b>Average</b>	
		Position in running (margin)	-	5(1.8)	6(2.5)	6(5.2)	5(5.6)		7.00
		Sectional time (s)	7.97	10.95	11.98	11.86	12.68		
		Cumulative time (s)	55.44	47.47	36.52	24.54	12.68	0:55.44	
		Speed (m/s)	12.54	18.26	16.69	16.86	15.77	16.23	
		Stride length (m)	4.63	7.05	6.64	6.71	6.49	6.39	
		Stride duration (s)	0.380	0.386	0.398	0.398	0.412	0.394	
		Stride efficiency (%)	33.43	77.73	68.83	70.30	65.91	63.90	
		Stride count	21.62	28.36	30.14	29.82	30.80	140.74	

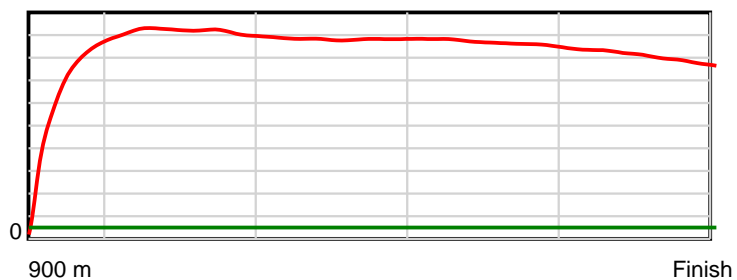
10 m Stride length



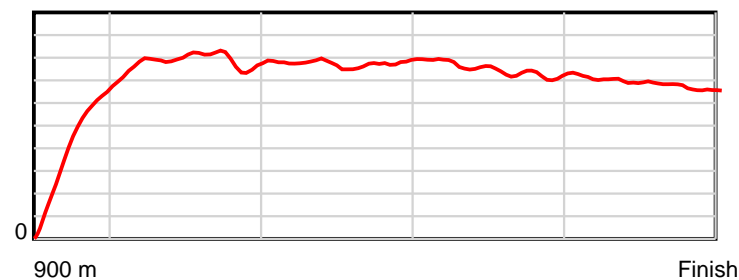
0.6 s Stride duration



20 m/sec Speed



100 % Stride efficiency



Note: Horizontal distance axis grid lines are 200m furlongs.

## Disclaimer.

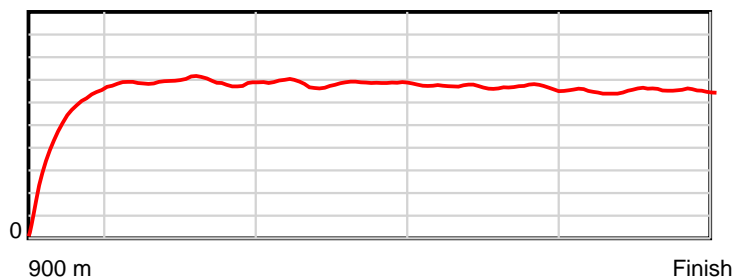
Tasracing Pty Ltd and Thoroughbred Ratings Pty Ltd accepts no responsibility for the completeness or accuracy of any of the information contained herein, and makes no representations about its suitability for any particular purpose. Users should make their own judgements about those matters and/or seek independent advice. You assume all risks associated with use of the data provided on this page.

# Race Results

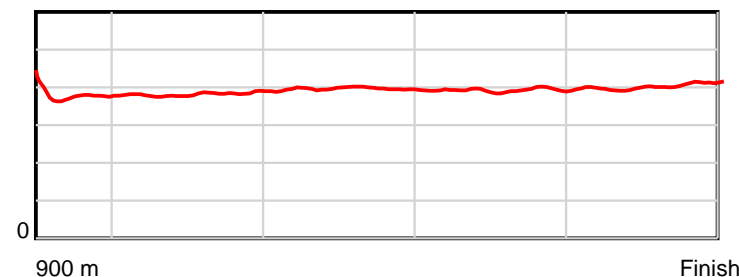
July 06, 2014, Race 3, 2UP MDN-SW, Distance 900m, Spreyton - Offset 0m

Result	TAB no.	Horse (Barrier)	900 to	800m to	600m to	400m to	200m to	Total or	Margin
10th	1	Asarum (2)	800m	600m	400m	200m	WP	Average	
		Position in running (margin)	-	2(0.2)	5(2.2)	5(5.2)	8(7.4)		7.70
		Sectional time (s)	7.68	11.16	12.03	12.16	12.55		
		Cumulative time (s)	55.58	47.90	36.74	24.71	12.55	0:55.58	
		Speed (m/s)	13.03	17.92	16.63	16.45	15.94	16.19	
		Stride length (m)	4.74	6.85	6.57	6.44	6.42	6.29	
		Stride duration (s)	0.378	0.382	0.395	0.392	0.403	0.389	
		Stride efficiency (%)	35.04	73.29	67.36	64.88	64.37	61.92	
		Stride count	21.12	29.20	30.46	31.04	31.16	142.98	

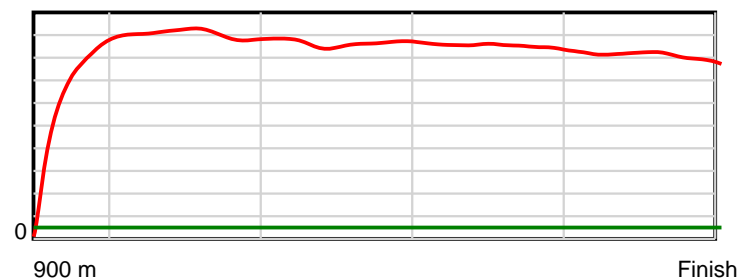
10 m Stride length



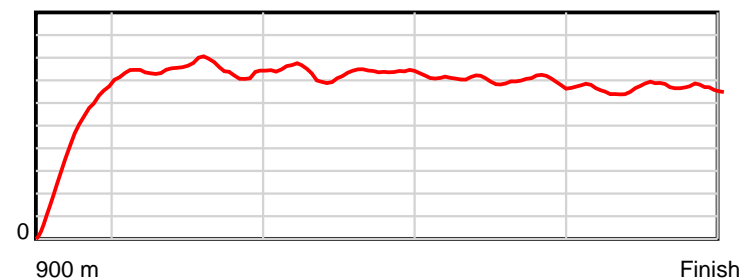
0.6 s Stride duration



20 m/sec Speed



100 % Stride efficiency



Note: Horizontal distance axis grid lines are 200m furlongs.

## Disclaimer.

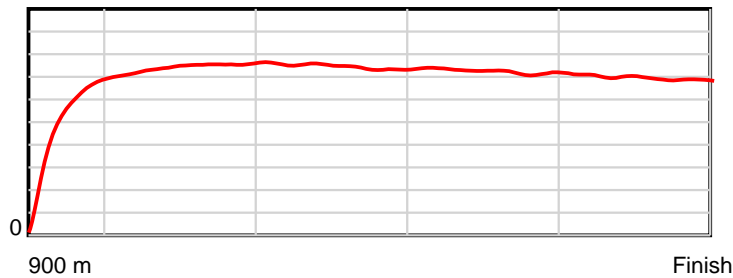
Tasracing Pty Ltd and Thoroughbred Ratings Pty Ltd accepts no responsibility for the completeness or accuracy of any of the information contained herein, and makes no representations about its suitability for any particular purpose. Users should make their own judgements about those matters and/or seek independent advice. You assume all risks associated with use of the data provided on this page.

# Race Results

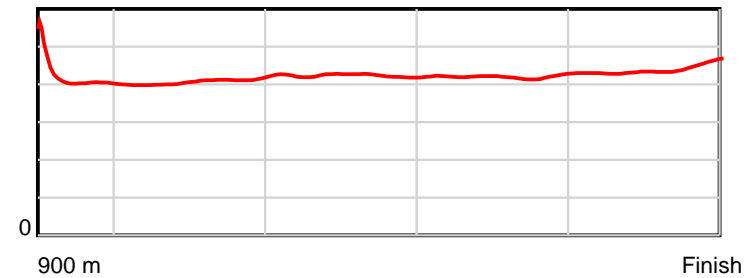
July 06, 2014, Race 3, 2UP MDN-SW, Distance 900m, Spreyton - Offset 0m

Result	TAB no.	Horse (Barrier)	900 to	800m to	600m to	400m to	200m to	Total or	Margin
11th	7	<b>Buzz Catcher (11)</b>	<b>800m</b>	<b>600m</b>	<b>400m</b>	<b>200m</b>	<b>WP</b>	<b>Average</b>	
		Position in running (margin)	-	8(3.5)	7(4.7)	7(6.8)	9(8.2)		10.70
		Sectional time (s)	8.20	11.01	11.88	12.02	13.03		
		Cumulative time (s)	56.15	47.95	36.94	25.05	13.03	0:56.15	
		Speed (m/s)	12.19	18.17	16.84	16.64	15.35	16.03	
		Stride length (m)	5.01	7.39	7.11	7.00	6.79	6.76	
		Stride duration (s)	0.427	0.407	0.423	0.421	0.442	0.422	
		Stride efficiency (%)	39.19	85.40	79.08	76.66	72.00	71.39	
		Stride count	19.97	27.05	28.12	28.55	29.46	133.15	

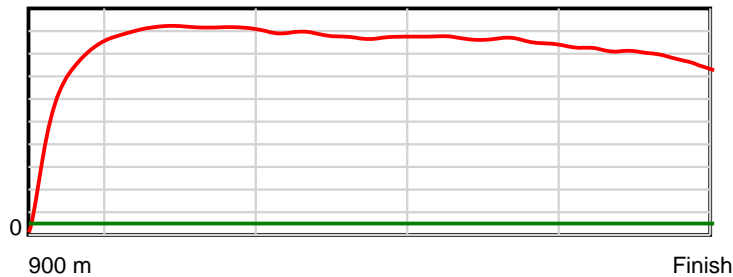
10 m Stride length



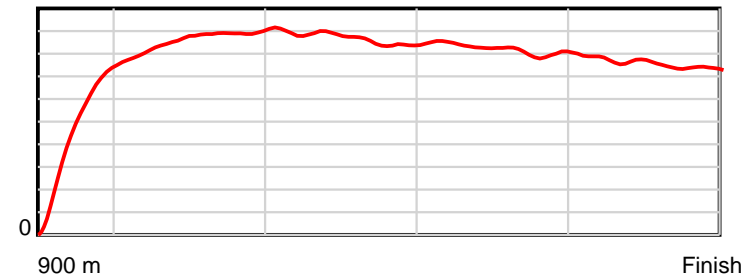
0.6 s Stride duration



20 m/sec Speed



100 % Stride efficiency



Note: Horizontal distance axis grid lines are 200m furlongs.

**Disclaimer.**

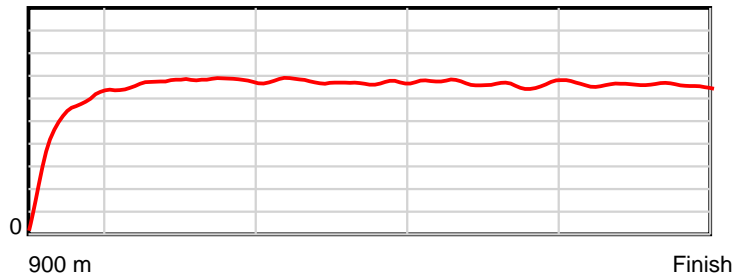
Tasracing Pty Ltd and Thoroughbred Ratings Pty Ltd accepts no responsibility for the completeness or accuracy of any of the information contained herein, and makes no representations about its suitability for any particular purpose. Users should make their own judgements about those matters and/or seek independent advice. You assume all risks associated with use of the data provided on this page.

# Race Results

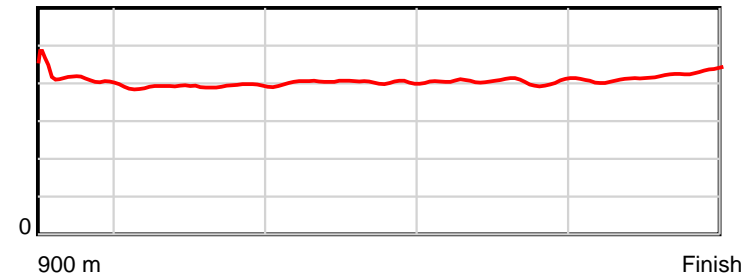
July 06, 2014, Race 3, 2UP MDN-SW, Distance 900m, Spreyton - Offset 0m

Result	TAB no.	Horse (Barrier)	900 to	800m to	600m to	400m to	200m to	Total or	Margin
12th	9	<b>Selachii (8)</b>	<b>800m</b>	<b>600m</b>	<b>400m</b>	<b>200m</b>	<b>WP</b>	<b>Average</b>	
		Position in running (margin)	-	10(4.9)	10(10.9)	10(16.8)	10(20.6)		25.10
		Sectional time (s)	9.12	11.82	12.51	12.43	13.21		
		Cumulative time (s)	59.09	49.97	38.15	25.64	13.21	0:59.09	
		Speed (m/s)	10.96	16.92	15.99	16.09	15.14	15.23	
		Stride length (m)	4.71	6.60	6.46	6.50	6.38	6.22	
		Stride duration (s)	0.411	0.390	0.404	0.404	0.421	0.409	
		Stride efficiency (%)	34.61	68.13	65.13	66.10	63.62	60.53	
		Stride count	21.25	30.29	30.98	30.75	31.34	144.61	

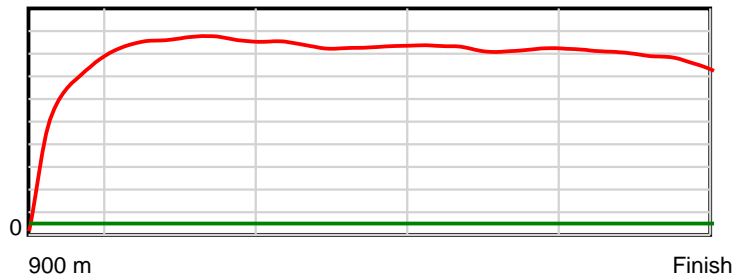
10 m Stride length



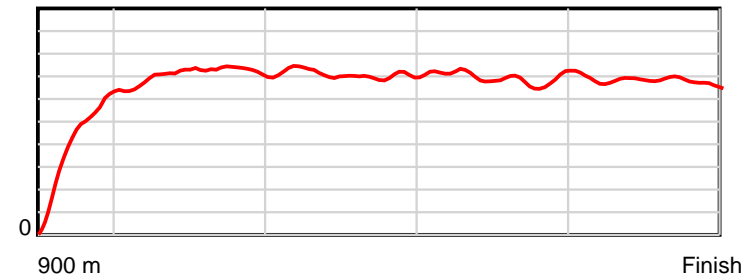
0.6 s Stride duration



20 m/sec Speed



100 % Stride efficiency



Note: Horizontal distance axis grid lines are 200m furlongs.

### Disclaimer.

Tasracing Pty Ltd and Thoroughbred Ratings Pty Ltd accepts no responsibility for the completeness or accuracy of any of the information contained herein, and makes no representations about its suitability for any particular purpose. Users should make their own judgements about those matters and/or seek independent advice. You assume all risks associated with use of the data provided on this page.