



## Race Results

Tasmanian Racing Club, Hobart, July 13, 2014

Compilation date: July 14, 2014, 12:47:31 PM (EST)

Copyright © 2014 Tasracing Pty Ltd. All rights reserved.

### Trademarks.

StrideMASTER is a registered trademark of Thoroughbred Ratings Pty Ltd.

### Disclaimer.

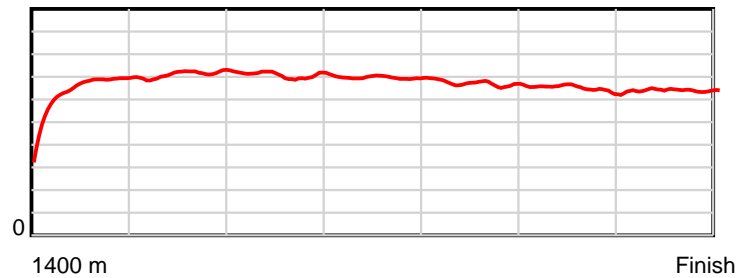
Tasracing Pty Ltd and Thoroughbred Ratings Pty Ltd accepts no responsibility for the completeness or accuracy of any of the information contained herein, and makes no representations about its suitability for any particular purpose. Users should make their own judgements about those matters and/or seek independent advice. You assume all risks associated with use of the data provided on this page.

# Race Results

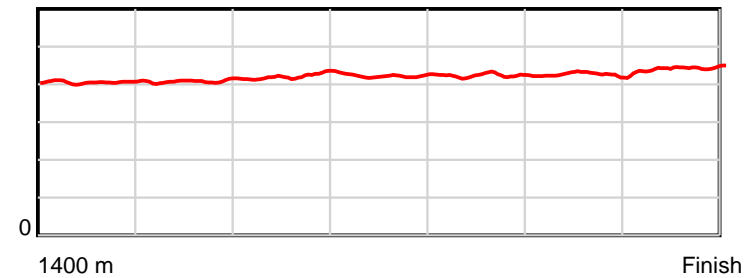
July 13, 2014, Race 3, 2UP MDN-SW, Distance 1400m, Elwick Course Proper - Offset 6m

Result	TAB no.	Horse (Barrier)	1400 to	1200m to	1000m to	800m to	600m to	400m to	200m to	Total or	Margin
1st	9	<b>Golden Aces (3)</b>	<b>1200m</b>	<b>1000m</b>	<b>800m</b>	<b>600m</b>	<b>400m</b>	<b>200m</b>	<b>WP</b>	<b>Average</b>	
		Position in running (margin)	-	3(1.2)	5(3.5)	3(2.7)	2(1.7)	1(0.0)	1(0.0)		0.00
		Sectional time (s)	16.42	11.59	12.03	12.46	12.90	13.57	14.00		
		Cumulative time (s)	92.98	76.56	64.98	52.94	40.48	27.58	14.00	1:32.98	
		Speed (m/s)	12.18	17.26	16.63	16.05	15.50	14.74	14.29	15.06	
		Stride length (m)	4.97	7.03	7.01	6.77	6.56	6.28	6.31	6.34	
		Stride duration (s)	0.408	0.407	0.422	0.422	0.423	0.426	0.442	0.421	
		Stride efficiency (%)	38.53	77.22	76.70	71.66	67.18	61.64	62.19	62.79	
		Stride count	40.28	28.45	28.55	29.53	30.50	31.84	31.70	220.85	

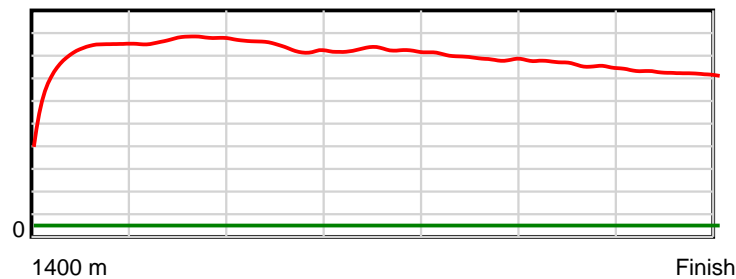
10 m Stride length



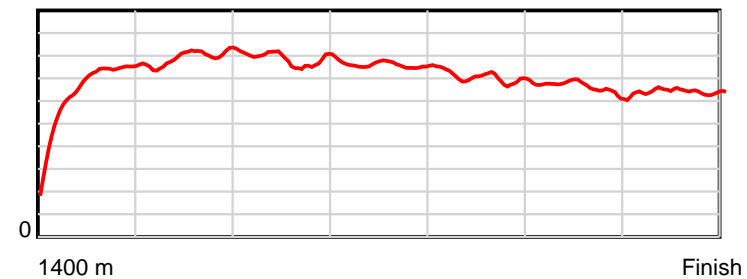
0.6 s Stride duration



20 m/sec Speed



100 % Stride efficiency



Note: Horizontal distance axis grid lines are 200m furlongs.

**Disclaimer.**

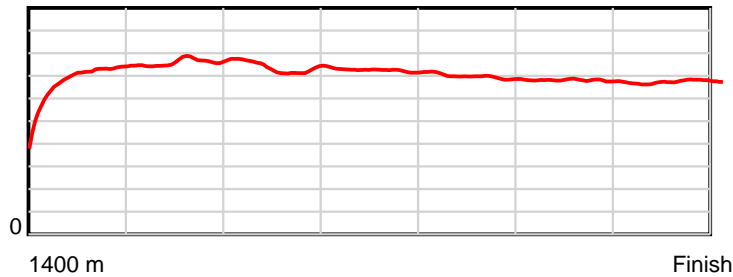
Tasracing Pty Ltd and Thoroughbred Ratings Pty Ltd accepts no responsibility for the completeness or accuracy of any of the information contained herein, and makes no representations about its suitability for any particular purpose. Users should make their own judgements about those matters and/or seek independent advice. You assume all risks associated with use of the data provided on this page.

# Race Results

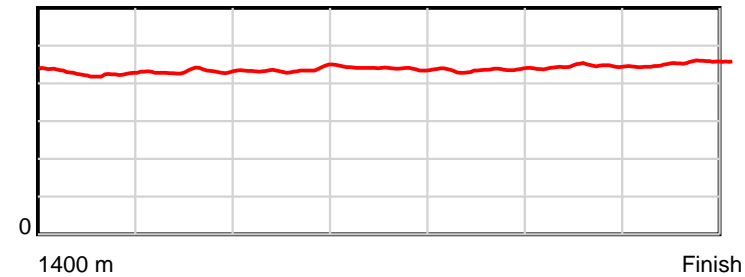
July 13, 2014, Race 3, 2UP MDN-SW, Distance 1400m, Elwick Course Proper - Offset 6m

Result	TAB no.	Horse (Barrier)	1400 to	1200m to	1000m to	800m to	600m to	400m to	200m to	Total or	Margin
2nd	3	Le Piccole Cos... (4)	1200m	1000m	800m	600m	400m	200m	WP	Average	
		Position in running (margin)	-	5(1.3)	4(3.4)	6(3.6)	6(3.3)	5(2.2)	3(3.1)		2.30
		Sectional time (s)	16.58	11.54	12.19	12.60	12.99	13.73	13.81		
		Cumulative time (s)	93.44	76.86	65.32	53.12	40.53	27.53	13.81	1:33.44	
		Speed (m/s)	12.06	17.33	16.41	15.87	15.40	14.57	14.48	14.98	
		Stride length (m)	5.32	7.46	7.16	6.97	6.70	6.49	6.57	6.60	
		Stride duration (s)	0.421	0.431	0.436	0.439	0.435	0.445	0.454	0.440	
		Stride efficiency (%)	44.19	87.00	80.05	75.93	70.14	65.74	67.55	68.05	
		Stride count	37.61	26.80	27.94	28.69	29.85	30.84	30.42	212.15	

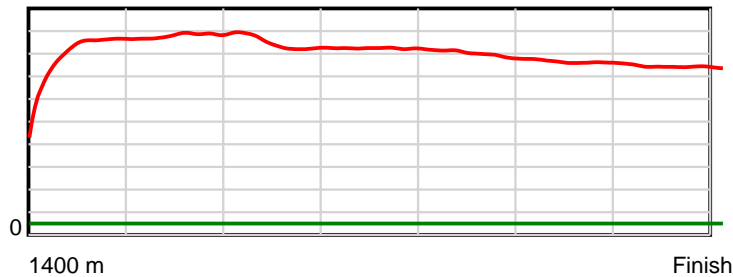
10 m Stride length



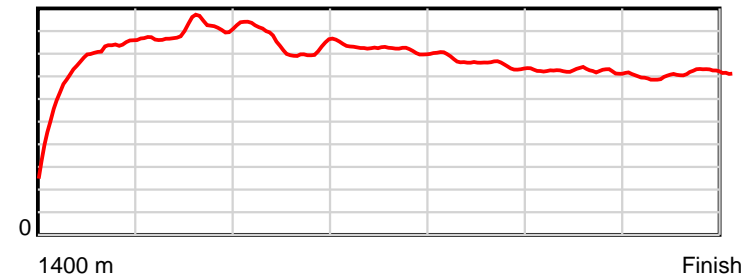
0.6 s Stride duration



20 m/sec Speed



100 % Stride efficiency



Note: Horizontal distance axis grid lines are 200m furlongs.

## Disclaimer.

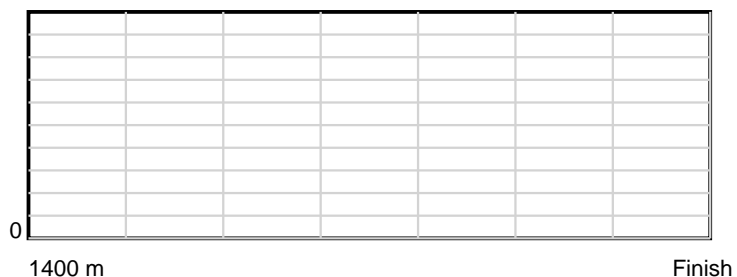
Tasracing Pty Ltd and Thoroughbred Ratings Pty Ltd accepts no responsibility for the completeness or accuracy of any of the information contained herein, and makes no representations about its suitability for any particular purpose. Users should make their own judgements about those matters and/or seek independent advice. You assume all risks associated with use of the data provided on this page.

# Race Results


July 13, 2014, Race 3, 2UP MDN-SW, Distance 1400m, Elwick Course Proper - Offset 6m

Result	TAB no.	Horse (Barrier)	1400 to	1200m to	1000m to	800m to	600m to	400m to	200m to	Total or	Margin
3rd	5	<b>Special Fusion (2)</b>	<b>WP</b>	<b>Average</b>							
		Position in running (margin)		2.70							
		Sectional time (s)									
		Cumulative time (s)	10:00.00								
		Speed (m/s)	2.33								
		Stride length (m)	nan								
		Stride duration (s)	nan								
		Stride efficiency (%)	nan								
		Stride count	0.00								

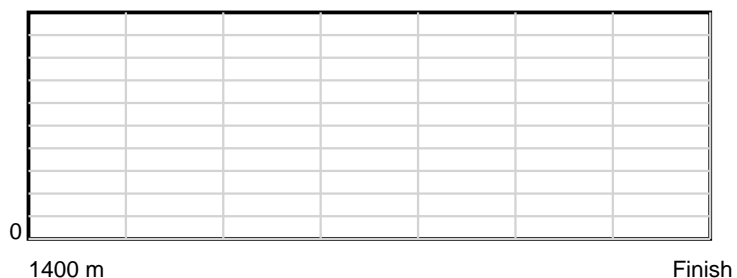
10 m Stride length



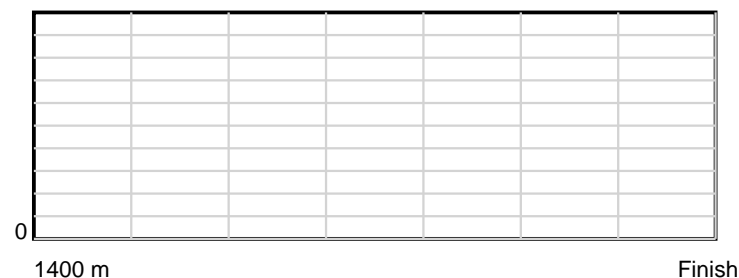
0.6 s Stride duration



20 m/sec Speed



100 % Stride efficiency



Note: Horizontal distance axis grid lines are 200m furlongs.

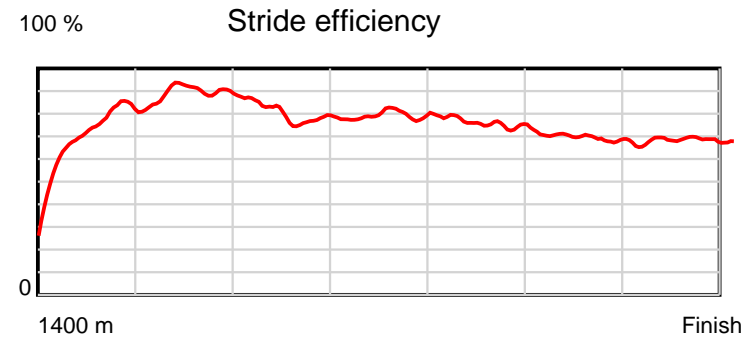
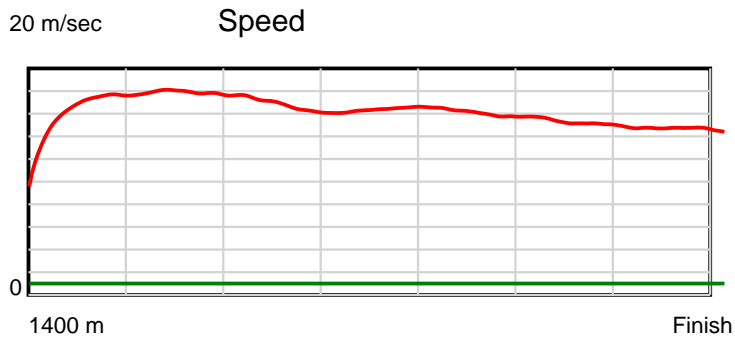
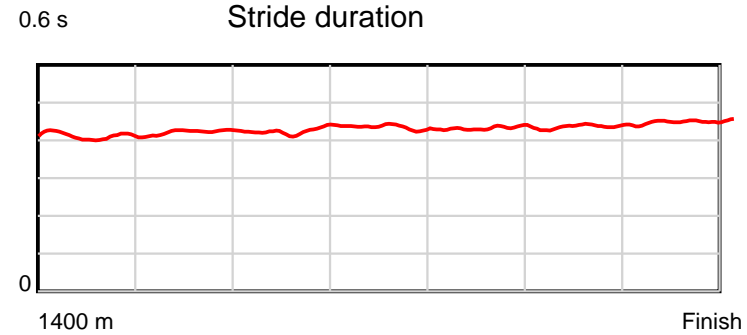
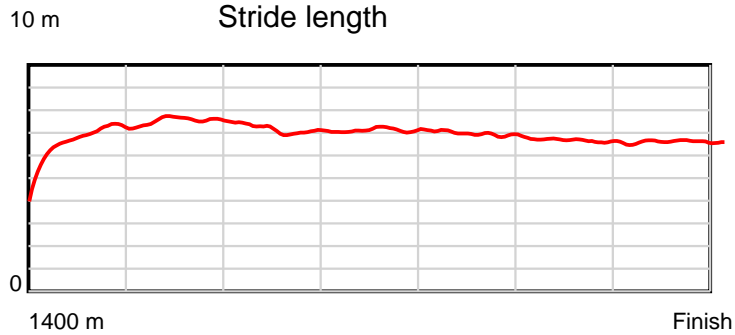
**Disclaimer.**

Tasracing Pty Ltd and Thoroughbred Ratings Pty Ltd accepts no responsibility for the completeness or accuracy of any of the information contained herein, and makes no representations about its suitability for any particular purpose. Users should make their own judgements about those matters and/or seek independent advice. You assume all risks associated with use of the data provided on this page.

# Race Results

July 13, 2014, Race 3, 2UP MDN-SW, Distance 1400m, Elwick Course Proper - Offset 6m

Result	TAB no.	Horse (Barrier)	1400 to	1200m to	1000m to	800m to	600m to	400m to	200m to	Total or	Margin
4th	2	<b>Frinja (7)</b>	<b>1200m</b>	<b>1000m</b>	<b>800m</b>	<b>600m</b>	<b>400m</b>	<b>200m</b>	<b>WP</b>	<b>Average</b>	
		Position in running (margin)	-	4(1.3)	2(2.5)	2(2.4)	3(2.2)	2(0.7)	4(3.6)		4.50
		Sectional time (s)	16.64	11.40	12.15	12.60	12.94	14.05	14.10		
		Cumulative time (s)	93.89	77.25	65.85	53.69	41.10	28.16	14.10	1:33.89	
		Speed (m/s)	12.02	17.54	16.46	15.87	15.46	14.23	14.18	14.91	
		Stride length (m)	5.30	7.42	7.00	6.90	6.67	6.22	6.39	6.49	
		Stride duration (s)	0.418	0.423	0.426	0.434	0.432	0.437	0.450	0.435	
		Stride efficiency (%)	43.90	85.99	76.62	74.30	69.56	60.44	63.74	65.83	
		Stride count	37.73	26.96	28.56	29.00	29.98	32.16	31.31	215.70	



Note: Horizontal distance axis grid lines are 200m furlongs.

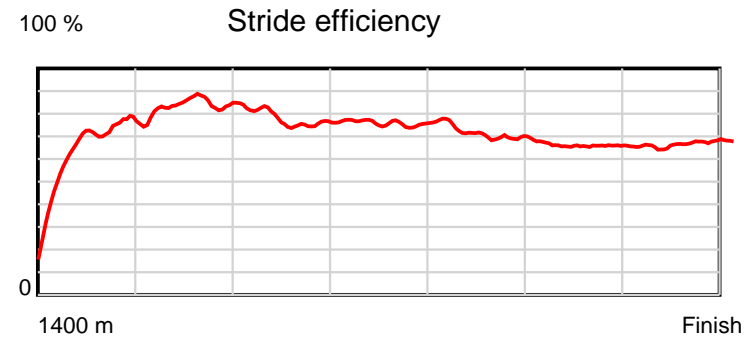
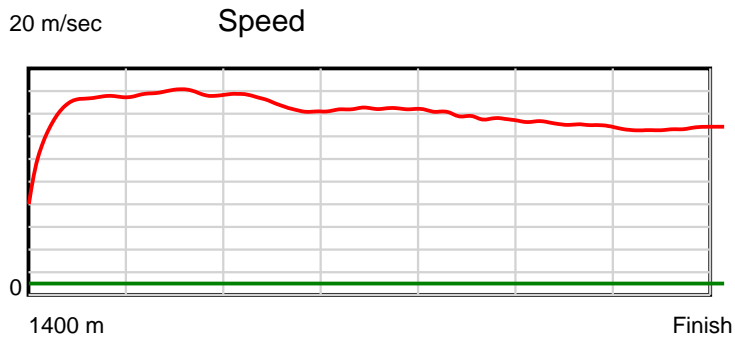
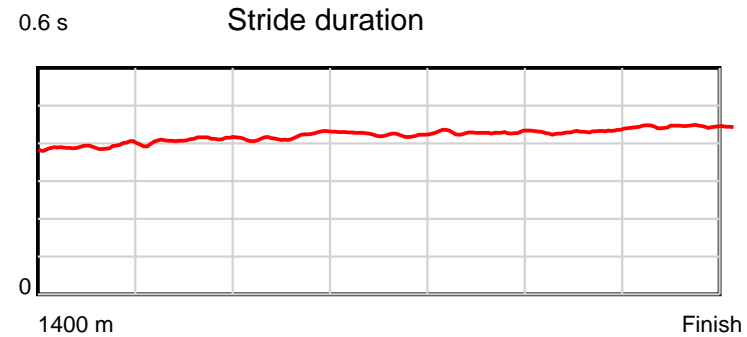
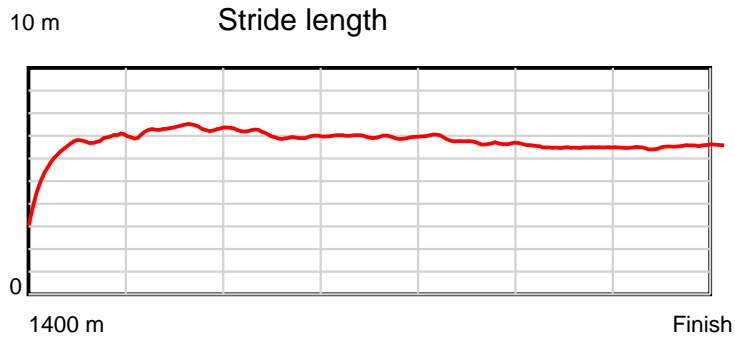
**Disclaimer.**

Tasracing Pty Ltd and Thoroughbred Ratings Pty Ltd accepts no responsibility for the completeness or accuracy of any of the information contained herein, and makes no representations about its suitability for any particular purpose. Users should make their own judgements about those matters and/or seek independent advice. You assume all risks associated with use of the data provided on this page.

# Race Results

July 13, 2014, Race 3, 2UP MDN-SW, Distance 1400m, Elwick Course Proper - Offset 6m

Result	TAB no.	Horse (Barrier)	1400 to	1200m to	1000m to	800m to	600m to	400m to	200m to	Total or	Margin
5th	10	<b>My Nett (5)</b>	<b>1200m</b>	<b>1000m</b>	<b>800m</b>	<b>600m</b>	<b>400m</b>	<b>200m</b>	<b>WP</b>	<b>Average</b>	
		Position in running (margin)	-	1(0.0)	1(0.0)	1(0.0)	1(0.0)	3(1.7)	5(4.9)		5.00
		Sectional time (s)	16.45	11.20	12.16	12.63	13.46	14.11	13.97		
		Cumulative time (s)	93.99	77.54	66.34	54.18	41.54	28.08	13.97	1:33.98	
		Speed (m/s)	12.16	17.86	16.45	15.84	14.86	14.17	14.32	14.90	
		Stride length (m)	4.97	7.33	6.87	6.70	6.37	6.13	6.36	6.31	
		Stride duration (s)	0.389	0.411	0.418	0.423	0.429	0.432	0.444	0.423	
		Stride efficiency (%)	38.66	84.07	73.67	70.22	63.42	58.62	63.23	62.19	
		Stride count	40.21	27.27	29.13	29.84	31.39	32.65	31.44	221.93	



Note: Horizontal distance axis grid lines are 200m furlongs.

**Disclaimer.**

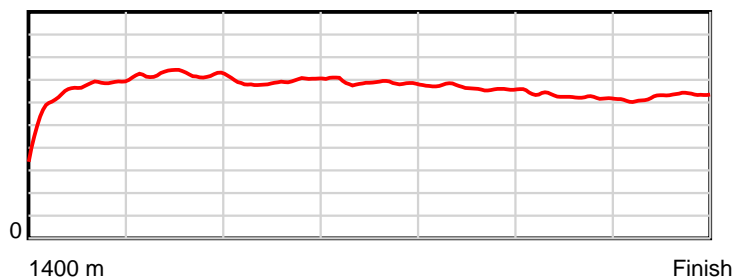
Tasracing Pty Ltd and Thoroughbred Ratings Pty Ltd accepts no responsibility for the completeness or accuracy of any of the information contained herein, and makes no representations about its suitability for any particular purpose. Users should make their own judgements about those matters and/or seek independent advice. You assume all risks associated with use of the data provided on this page.

# Race Results

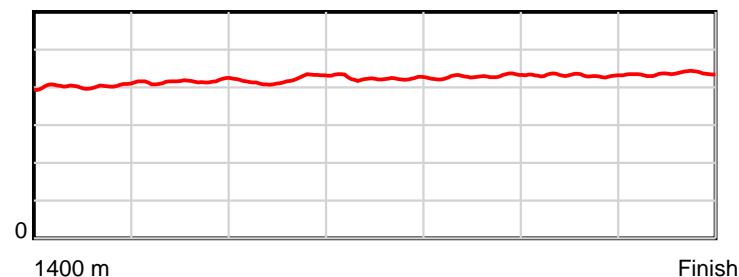
July 13, 2014, Race 3, 2UP MDN-SW, Distance 1400m, Elwick Course Proper - Offset 6m

Result	TAB no.	Horse (Barrier)	1400 to	1200m to	1000m to	800m to	600m to	400m to	200m to	Total or	Margin
6th	11	Princess Bombo... (9)	1200m	1000m	800m	600m	400m	200m	WP	Average	
		Position in running (margin)	-	8(6.0)	8(6.1)	8(5.5)	8(4.7)	7(3.4)	6(5.9)		5.30
		Sectional time (s)	17.54	11.21	12.07	12.50	12.96	13.99	13.79		
		Cumulative time (s)	94.05	76.51	65.31	53.24	40.74	27.77	13.79	1:34.04	
		Speed (m/s)	11.40	17.84	16.57	16.00	15.43	14.30	14.50	14.89	
		Stride length (m)	5.03	7.42	6.95	6.77	6.63	6.17	6.33	6.39	
		Stride duration (s)	0.422	0.416	0.420	0.423	0.430	0.431	0.436	0.429	
		Stride efficiency (%)	39.61	86.11	75.51	71.64	68.74	59.44	62.62	63.77	
		Stride count	39.72	26.94	28.77	29.54	30.16	32.43	31.60	219.16	

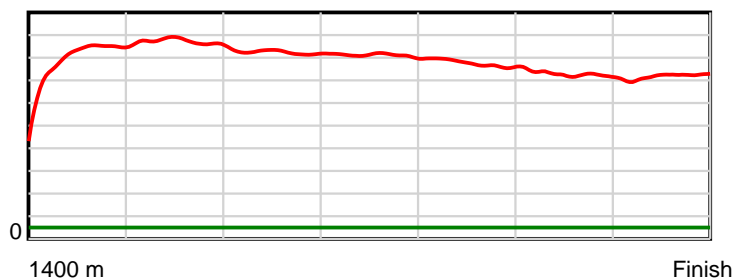
10 m Stride length



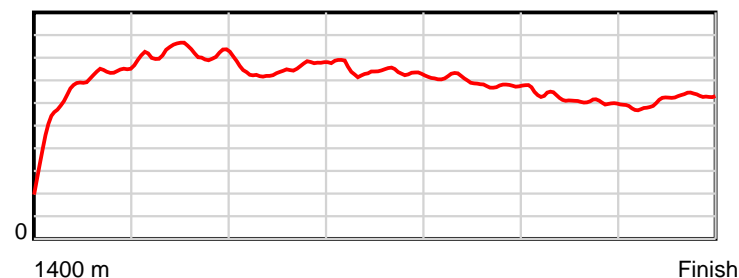
0.6 s Stride duration



20 m/sec Speed



100 % Stride efficiency



Note: Horizontal distance axis grid lines are 200m furlongs.

## Disclaimer.

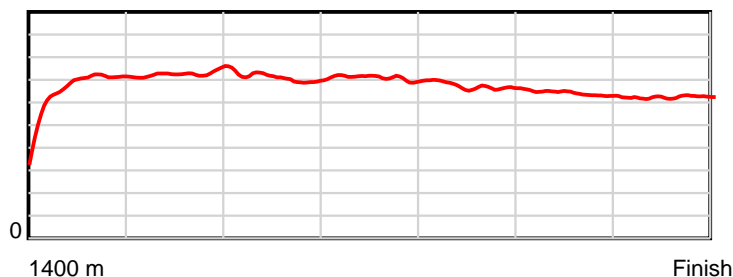
Tasracing Pty Ltd and Thoroughbred Ratings Pty Ltd accepts no responsibility for the completeness or accuracy of any of the information contained herein, and makes no representations about its suitability for any particular purpose. Users should make their own judgements about those matters and/or seek independent advice. You assume all risks associated with use of the data provided on this page.

# Race Results

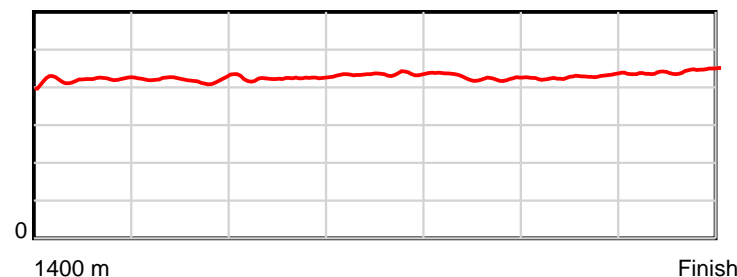
July 13, 2014, Race 3, 2UP MDN-SW, Distance 1400m, Elwick Course Proper - Offset 6m

Result	TAB no.	Horse (Barrier)	1400 to	1200m to	1000m to	800m to	600m to	400m to	200m to	Total or	Margin
7th	6	Star Rocket (1)	1200m	1000m	800m	600m	400m	200m	WP	Average	
		Position in running (margin)	-	2(0.0)	3(3.3)	4(3.4)	5(3.3)	4(1.8)	2(2.5)		5.50
		Sectional time (s)	16.58	11.75	12.17	12.62	12.93	13.69	14.35		
		Cumulative time (s)	94.09	77.51	65.77	53.60	40.98	28.04	14.35	1:34.09	
		Speed (m/s)	12.06	17.02	16.43	15.85	15.47	14.61	13.94	14.88	
		Stride length (m)	5.28	7.18	6.94	6.89	6.58	6.25	6.17	6.41	
		Stride duration (s)	0.421	0.422	0.422	0.435	0.425	0.428	0.443	0.431	
		Stride efficiency (%)	43.52	80.55	75.17	74.10	67.61	61.13	59.57	64.21	
		Stride count	37.90	27.86	28.84	29.04	30.40	31.98	32.39	218.41	

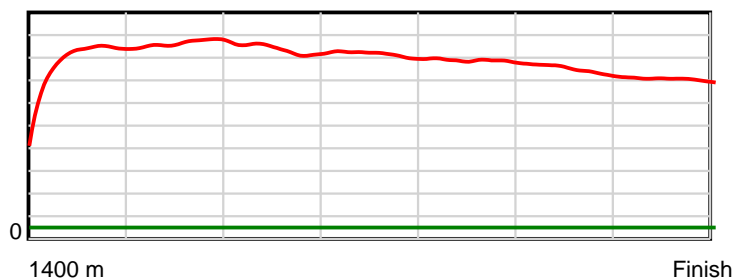
10 m Stride length



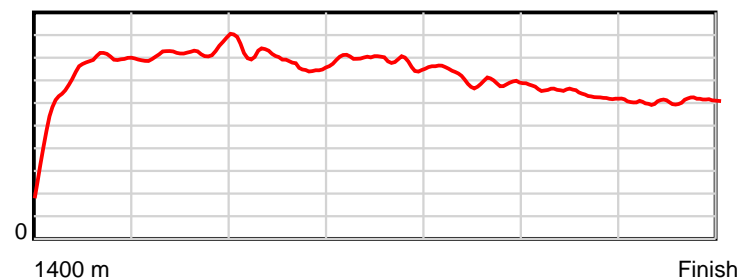
0.6 s Stride duration



20 m/sec Speed



100 % Stride efficiency



Note: Horizontal distance axis grid lines are 200m furlongs.

## Disclaimer.

Tasracing Pty Ltd and Thoroughbred Ratings Pty Ltd accepts no responsibility for the completeness or accuracy of any of the information contained herein, and makes no representations about its suitability for any particular purpose. Users should make their own judgements about those matters and/or seek independent advice. You assume all risks associated with use of the data provided on this page.

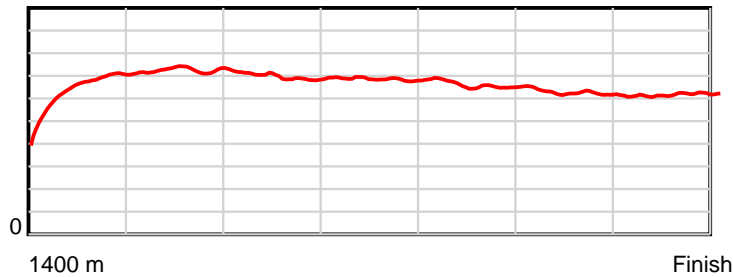


# Race Results

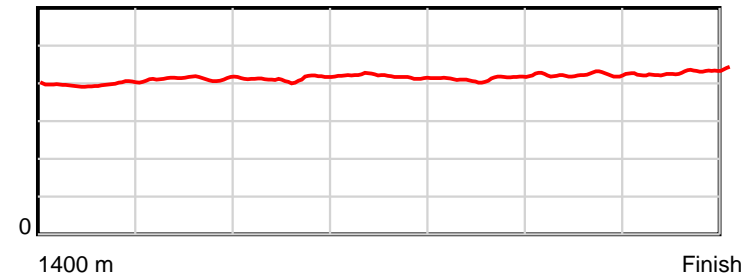
July 13, 2014, Race 3, 2UP MDN-SW, Distance 1400m, Elwick Course Proper - Offset 6m

Result	TAB no.	Horse (Barrier)	1400 to	1200m to	1000m to	800m to	600m to	400m to	200m to	Total or	Margin
8th	4	<b>Porto (8)</b>	<b>1200m</b>	<b>1000m</b>	<b>800m</b>	<b>600m</b>	<b>400m</b>	<b>200m</b>	<b>WP</b>	<b>Average</b>	
		Position in running (margin)	-	6(2.5)	6(4.6)	5(3.5)	4(3.1)	6(3.4)	7(6.1)		7.80
		Sectional time (s)	17.02	11.55	11.99	12.56	13.23	14.04	14.19		
		Cumulative time (s)	94.56	77.54	66.00	54.01	41.45	28.22	14.19	1:34.56	
		Speed (m/s)	11.75	17.32	16.68	15.92	15.12	14.25	14.09	14.81	
		Stride length (m)	4.99	7.15	6.87	6.65	6.26	6.02	6.07	6.21	
		Stride duration (s)	0.403	0.413	0.412	0.417	0.414	0.423	0.430	0.420	
		Stride efficiency (%)	38.91	79.92	73.81	69.02	61.14	56.66	57.55	60.29	
		Stride count	40.08	27.97	29.10	30.09	31.97	33.22	32.96	225.39	

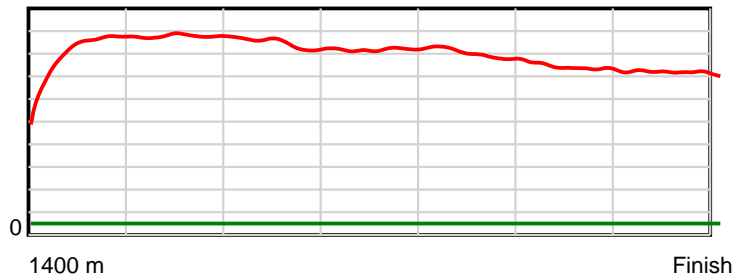
10 m Stride length



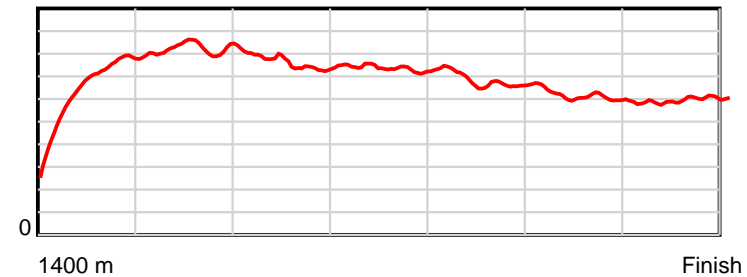
0.6 s Stride duration



20 m/sec Speed



100 % Stride efficiency



Note: Horizontal distance axis grid lines are 200m furlongs.

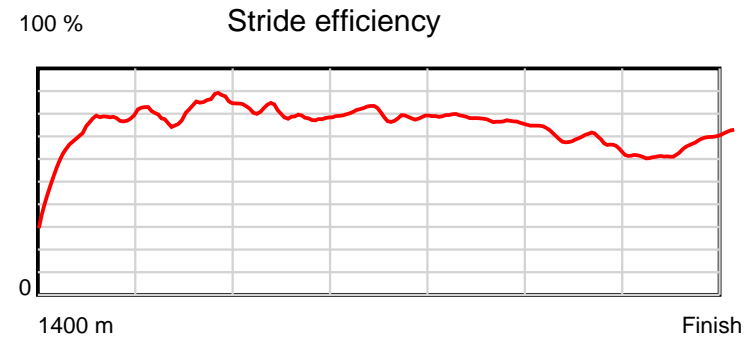
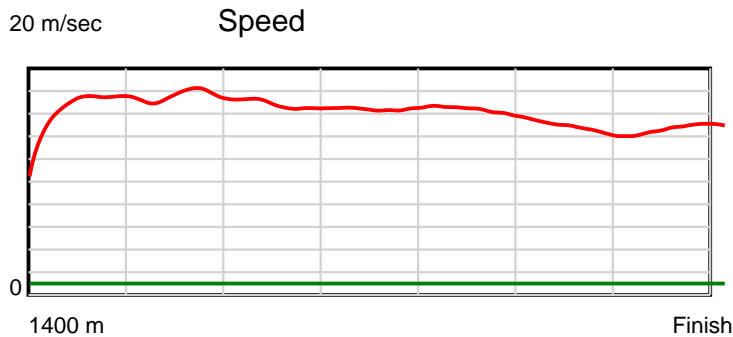
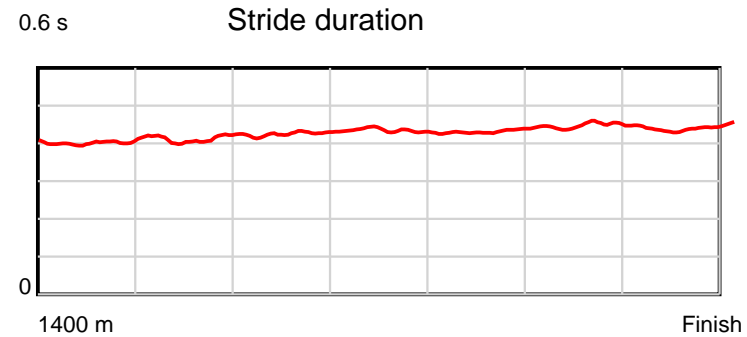
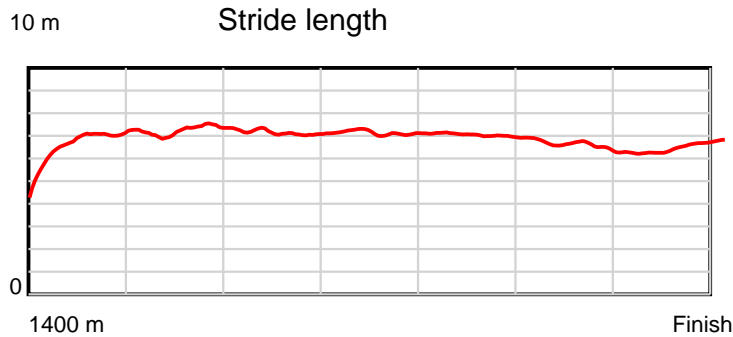
**Disclaimer.**

Tasracing Pty Ltd and Thoroughbred Ratings Pty Ltd accepts no responsibility for the completeness or accuracy of any of the information contained herein, and makes no representations about its suitability for any particular purpose. Users should make their own judgements about those matters and/or seek independent advice. You assume all risks associated with use of the data provided on this page.

# Race Results

July 13, 2014, Race 3, 2UP MDN-SW, Distance 1400m, Elwick Course Proper - Offset 6m

Result	TAB no.	Horse (Barrier)	1400 to	1200m to	1000m to	800m to	600m to	400m to	200m to	Total or	Margin
9th	7	Umpire (10)	1200m	1000m	800m	600m	400m	200m	WP	Average	
		Position in running (margin)	-	7(2.5)	7(4.7)	7(4.5)	7(4.6)	8(4.3)	8(10.6)		11.10
		Sectional time (s)	17.24	11.56	12.13	12.65	13.14	14.62	13.92		
		Cumulative time (s)	95.25	78.01	66.46	54.32	41.67	28.54	13.92	1:35.25	
		Speed (m/s)	11.60	17.30	16.49	15.81	15.22	13.68	14.37	14.70	
		Stride length (m)	5.12	7.12	7.00	6.86	6.60	6.11	6.34	6.38	
		Stride duration (s)	0.406	0.412	0.424	0.434	0.433	0.447	0.441	0.434	
		Stride efficiency (%)	41.01	79.33	76.48	73.50	68.02	58.43	62.84	63.62	
		Stride count	39.04	28.07	28.59	29.16	30.31	32.71	31.54	219.42	



Note: Horizontal distance axis grid lines are 200m furlongs.

**Disclaimer.**

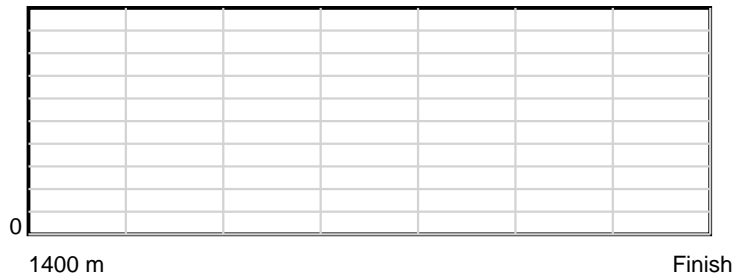
Tasracing Pty Ltd and Thoroughbred Ratings Pty Ltd accepts no responsibility for the completeness or accuracy of any of the information contained herein, and makes no representations about its suitability for any particular purpose. Users should make their own judgements about those matters and/or seek independent advice. You assume all risks associated with use of the data provided on this page.

# Race Results


July 13, 2014, Race 3, 2UP MDN-SW, Distance 1400m, Elwick Course Proper - Offset 6m

Result	TAB no.	Horse (Barrier)	1400 to	1200m to	1000m to	800m to	600m to	400m to	200m to	Total or	Margin
10th	8	<b>Billemma (6)</b>									
		Position in running (margin)									
		Sectional time (s)									
		Cumulative time (s)									
		Speed (m/s)									
		Stride length (m)									
		Stride duration (s)									
		Stride efficiency (%)									
		Stride count									

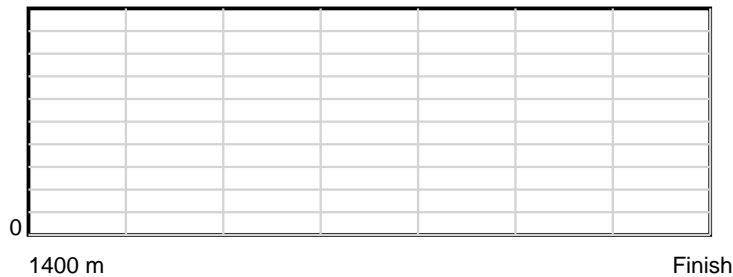
10 m Stride length



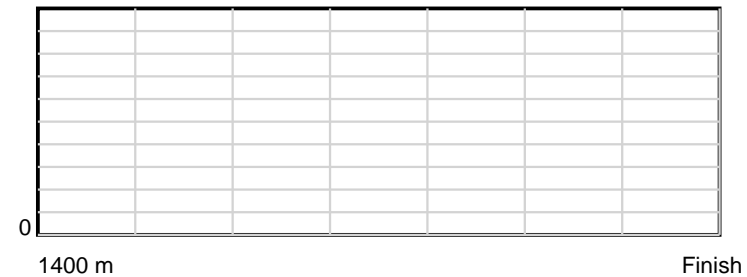
0.6 s Stride duration



20 m/sec Speed



100 % Stride efficiency



Note: Horizontal distance axis grid lines are 200m furlongs.

**Disclaimer.**

Tasracing Pty Ltd and Thoroughbred Ratings Pty Ltd accepts no responsibility for the completeness or accuracy of any of the information contained herein, and makes no representations about its suitability for any particular purpose. Users should make their own judgements about those matters and/or seek independent advice. You assume all risks associated with use of the data provided on this page.