



Race Results

Tasmanian Racing Club, Hobart, July 13, 2014

Compilation date: July 14, 2014, 12:52:21 PM (EST)

Copyright © 2014 Tasracing Pty Ltd. All rights reserved.

Trademarks.

StrideMASTER is a registered trademark of Thoroughbred Ratings Pty Ltd.

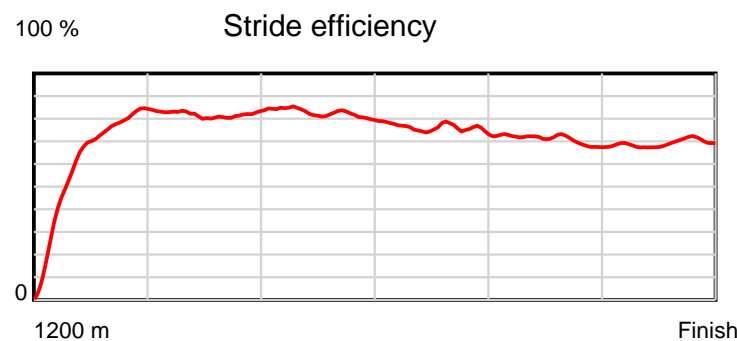
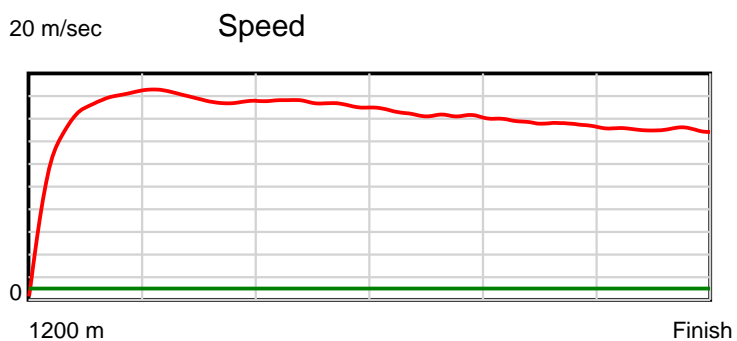
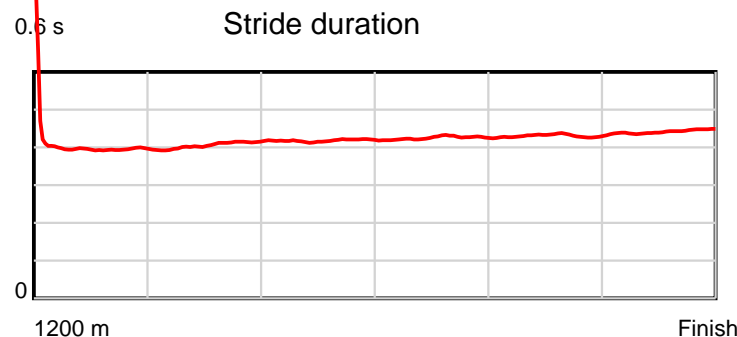
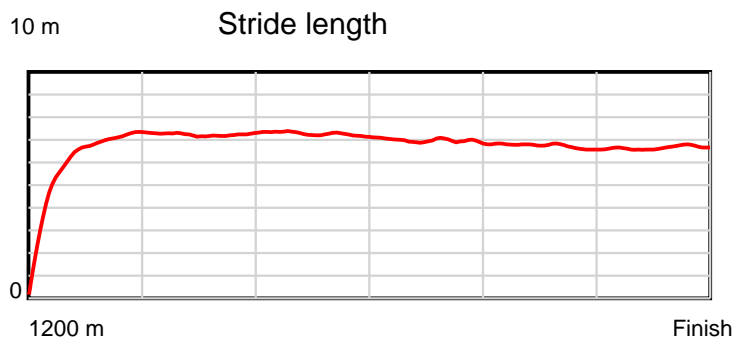
Disclaimer.

Tasracing Pty Ltd and Thoroughbred Ratings Pty Ltd accepts no responsibility for the completeness or accuracy of any of the information contained herein, and makes no representations about its suitability for any particular purpose. Users should make their own judgements about those matters and/or seek independent advice. You assume all risks associated with use of the data provided on this page.

Race Results

July 13, 2014, Race 7, CL2, Distance 1200m, Elwick Course Proper - Offset 6m

Result	TAB no.	Horse (Barrier)	1200 to	1000m to	800m to	600m to	400m to	200m to	Total or	Margin
1st	1	O'reillys Geeg... (4)	1000m	800m	600m	400m	200m	WP	Average	
		Position in running (margin)	-	2(1.5)	4(2.8)	3(1.9)	3(0.8)	2(0.3)		0.00
		Sectional time (s)	13.49	11.15	11.63	12.20	13.19	13.45		
		Cumulative time (s)	75.11	61.62	50.47	38.84	26.64	13.45	1:15.11	
		Speed (m/s)	14.83	17.94	17.20	16.39	15.16	14.87	15.98	
		Stride length (m)	5.95	7.29	7.17	6.96	6.53	6.58	6.72	
		Stride duration (s)	0.401	0.406	0.417	0.425	0.431	0.442	0.420	
		Stride efficiency (%)	55.25	82.97	80.44	75.76	66.67	67.67	70.48	
		Stride count	33.63	27.45	27.87	28.72	30.62	30.39	178.68	



Note: Horizontal distance axis grid lines are 200m furlongs.

Disclaimer.

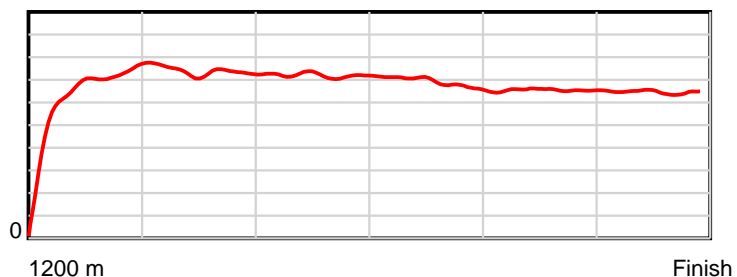
Tasracing Pty Ltd and Thoroughbred Ratings Pty Ltd accepts no responsibility for the completeness or accuracy of any of the information contained herein, and makes no representations about its suitability for any particular purpose. Users should make their own judgements about those matters and/or seek independent advice. You assume all risks associated with use of the data provided on this page.

Race Results

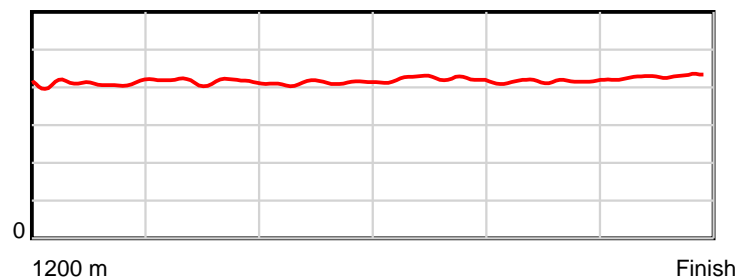
July 13, 2014, Race 7, CL2, Distance 1200m, Elwick Course Proper - Offset 6m

Result	TAB no.	Horse (Barrier)	1200 to	1000m to	800m to	600m to	400m to	200m to	Total or	Margin
2nd	3	Planetary (3)	1000m	800m	600m	400m	200m	WP	Average	
		Position in running (margin)	-	8(6.4)	8(7.9)	8(6.9)	5(4.6)	4(1.7)		0.20
		Sectional time (s)	14.15	11.18	11.62	12.01	12.77	13.43		
		Cumulative time (s)	75.15	61.00	49.82	38.20	26.19	13.43	1:15.15	
		Speed (m/s)	14.14	17.89	17.21	16.65	15.66	14.89	15.97	
		Stride length (m)	5.51	7.46	7.08	7.04	6.50	6.37	6.60	
		Stride duration (s)	0.403	0.417	0.411	0.423	0.415	0.428	0.413	
		Stride efficiency (%)	47.50	86.87	78.29	77.49	65.99	63.49	67.99	
		Stride count	36.28	26.82	28.26	28.40	30.78	31.38	181.92	

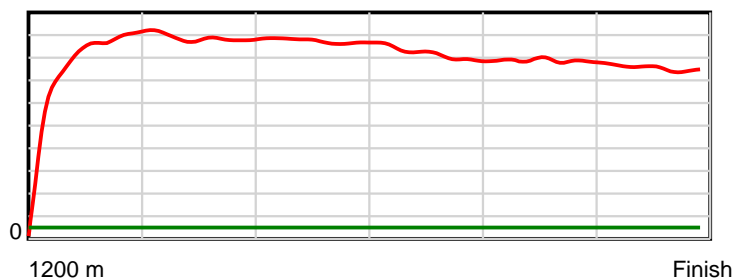
10 m Stride length



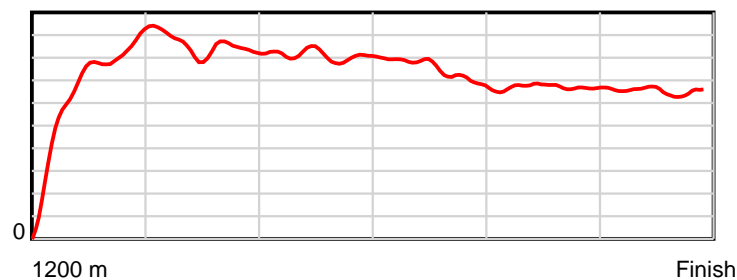
0.6 s Stride duration



20 m/sec Speed



100 % Stride efficiency



Note: Horizontal distance axis grid lines are 200m furlongs.

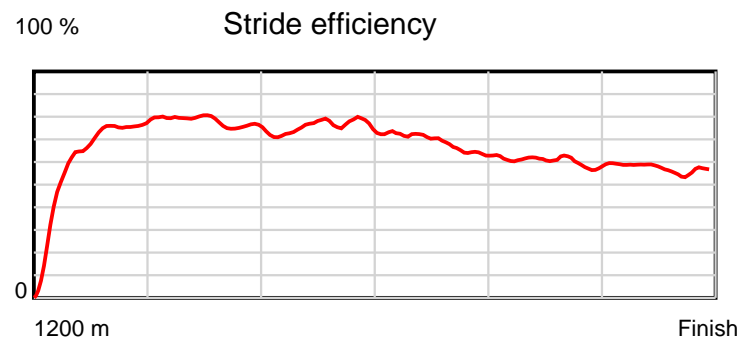
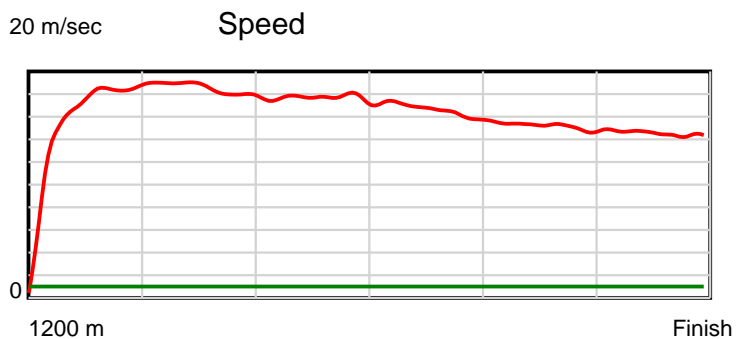
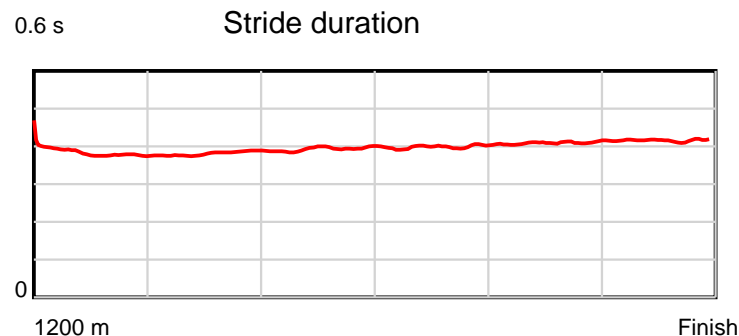
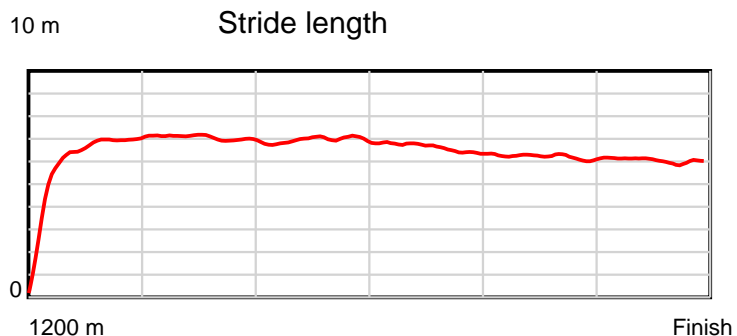
Disclaimer.

Tasracing Pty Ltd and Thoroughbred Ratings Pty Ltd accepts no responsibility for the completeness or accuracy of any of the information contained herein, and makes no representations about its suitability for any particular purpose. Users should make their own judgements about those matters and/or seek independent advice. You assume all risks associated with use of the data provided on this page.

Race Results

July 13, 2014, Race 7, CL2, Distance 1200m, Elwick Course Proper - Offset 6m

Result	TAB no.	Horse (Barrier)	1200 to	1000m to	800m to	600m to	400m to	200m to	Total or	Margin
3rd	7	Laurenstar (8)	1000m	800m	600m	400m	200m	WP	Average	
		Position in running (margin)	-	3(1.7)	2(0.8)	2(0.8)	1(0.0)	1(0.0)		1.50
		Sectional time (s)	13.56	10.77	11.78	12.26	13.26	13.76		
		Cumulative time (s)	75.39	61.83	51.06	39.27	27.01	13.76	1:15.39	
		Speed (m/s)	14.75	18.57	16.98	16.31	15.08	14.53	15.92	
		Stride length (m)	5.67	7.05	6.65	6.49	6.17	6.05	6.32	
		Stride duration (s)	0.391	0.380	0.392	0.398	0.409	0.416	0.397	
		Stride efficiency (%)	50.25	77.72	69.21	65.78	59.43	57.20	62.33	
		Stride count	35.27	28.36	30.05	30.83	32.43	33.06	190.00	



Note: Horizontal distance axis grid lines are 200m furlongs.

Disclaimer.

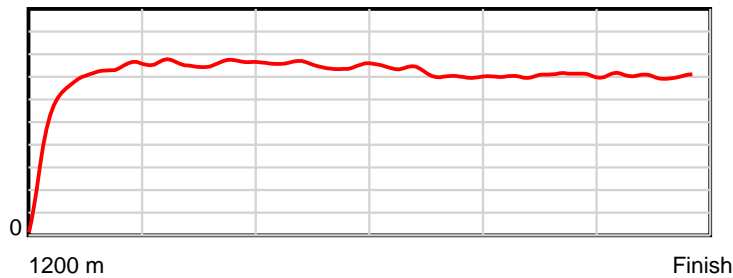
Tasracing Pty Ltd and Thoroughbred Ratings Pty Ltd accepts no responsibility for the completeness or accuracy of any of the information contained herein, and makes no representations about its suitability for any particular purpose. Users should make their own judgements about those matters and/or seek independent advice. You assume all risks associated with use of the data provided on this page.

Race Results

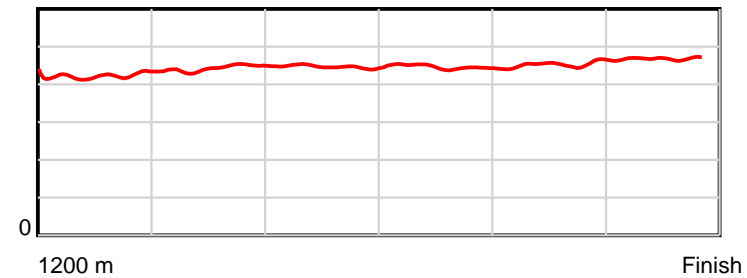
July 13, 2014, Race 7, CL2, Distance 1200m, Elwick Course Proper - Offset 6m

Result	TAB no.	Horse (Barrier)	1200 to	1000m to	800m to	600m to	400m to	200m to	Total or	Margin
4th	4	By Far (5)	1000m	800m	600m	400m	200m	WP	Average	
		Position in running (margin)	-	9(6.5)	9(8.5)	10(9.0)	9(9.1)	8(6.3)		4.50
		Sectional time (s)	14.37	11.27	11.87	12.40	12.80	13.25		
		Cumulative time (s)	75.96	61.59	50.32	38.45	26.05	13.25	1:15.95	
		Speed (m/s)	13.91	17.75	16.85	16.13	15.62	15.09	15.80	
		Stride length (m)	5.77	7.84	7.53	7.20	7.05	7.06	7.01	
		Stride duration (s)	0.422	0.442	0.447	0.446	0.451	0.468	0.444	
		Stride efficiency (%)	52.03	96.16	88.62	81.00	77.66	77.85	76.77	
		Stride count	34.66	25.50	26.56	27.78	28.37	28.33	171.20	

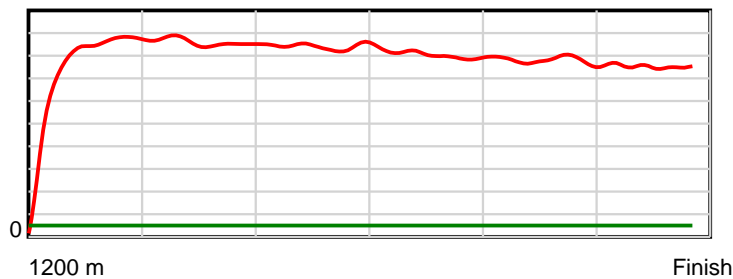
10 m Stride length



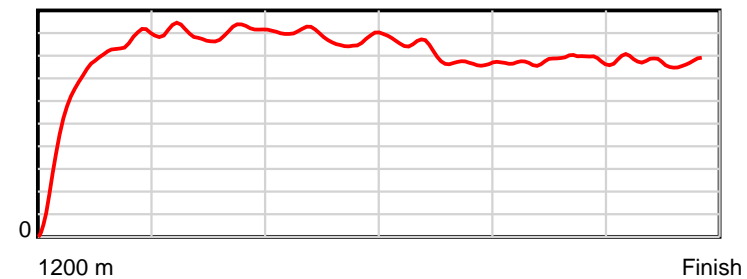
0.6 s Stride duration



20 m/sec Speed



100 % Stride efficiency



Note: Horizontal distance axis grid lines are 200m furlongs.

Disclaimer.

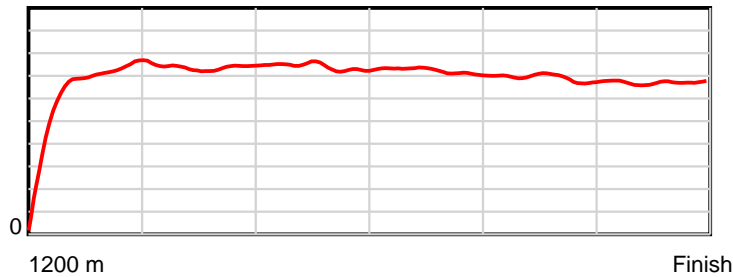
Tasracing Pty Ltd and Thoroughbred Ratings Pty Ltd accepts no responsibility for the completeness or accuracy of any of the information contained herein, and makes no representations about its suitability for any particular purpose. Users should make their own judgements about those matters and/or seek independent advice. You assume all risks associated with use of the data provided on this page.

Race Results

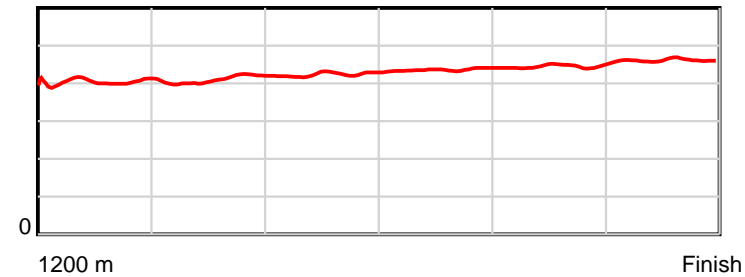
July 13, 2014, Race 7, CL2, Distance 1200m, Elwick Course Proper - Offset 6m

Result	TAB no.	Horse (Barrier)	1200 to	1000m to	800m to	600m to	400m to	200m to	Total or	Margin
5th	5	Speedy Sort (6)	1000m	800m	600m	400m	200m	WP	Average	
		Position in running (margin)	-	5(2.8)	3(2.4)	4(2.3)	4(2.2)	3(1.3)		5.00
		Sectional time (s)	14.04	10.87	11.76	12.37	13.12	13.91		
		Cumulative time (s)	76.06	62.02	51.15	39.39	27.02	13.91	1:16.06	
		Speed (m/s)	14.24	18.40	17.01	16.17	15.24	14.38	15.78	
		Stride length (m)	5.61	7.52	7.20	7.05	6.79	6.64	6.74	
		Stride duration (s)	0.400	0.409	0.424	0.436	0.445	0.462	0.427	
		Stride efficiency (%)	49.18	88.34	81.12	77.74	71.99	68.95	71.06	
		Stride count	35.65	26.60	27.76	28.36	29.47	30.11	177.95	

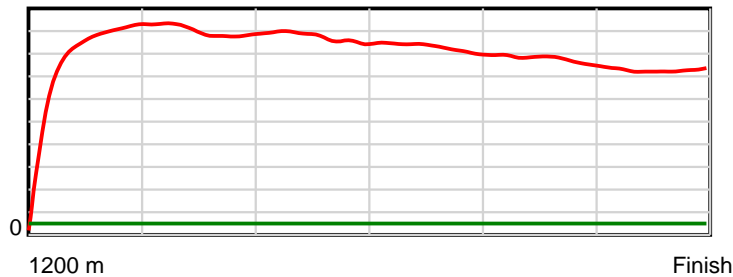
10 m Stride length



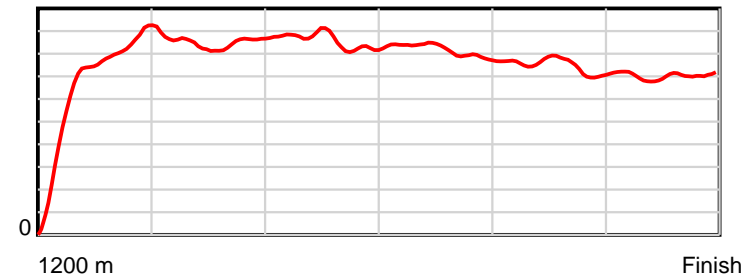
0.6 s Stride duration



20 m/sec Speed



100 % Stride efficiency



Note: Horizontal distance axis grid lines are 200m furlongs.

Disclaimer.

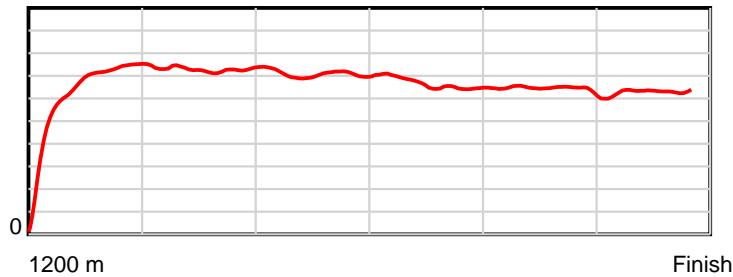
Tasracing Pty Ltd and Thoroughbred Ratings Pty Ltd accepts no responsibility for the completeness or accuracy of any of the information contained herein, and makes no representations about its suitability for any particular purpose. Users should make their own judgements about those matters and/or seek independent advice. You assume all risks associated with use of the data provided on this page.

Race Results

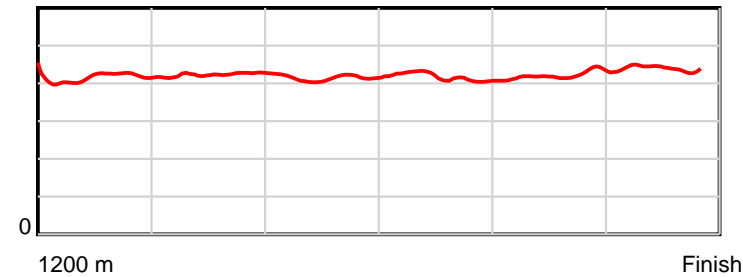
July 13, 2014, Race 7, CL2, Distance 1200m, Elwick Course Proper - Offset 6m

Result	TAB no.	Horse (Barrier)	1200 to	1000m to	800m to	600m to	400m to	200m to	Total or	Margin
6th	10	Well Written (7)	1000m	800m	600m	400m	200m	WP	Average	
		Position in running (margin)	-	10(8.4)	10(10.2)	9(8.8)	10(9.1)	10(7.3)		10.50
		Sectional time (s)	15.07	11.21	11.54	12.45	12.95	13.90		
		Cumulative time (s)	77.13	62.06	50.85	39.31	26.85	13.90	1:17.12	
		Speed (m/s)	13.27	17.84	17.33	16.06	15.44	14.39	15.56	
		Stride length (m)	5.52	7.52	7.19	6.70	6.47	6.32	6.56	
		Stride duration (s)	0.413	0.422	0.415	0.417	0.419	0.440	0.421	
		Stride efficiency (%)	47.55	88.45	80.68	70.24	65.41	62.49	67.16	
		Stride count	36.26	26.58	27.83	29.83	30.91	31.63	183.04	

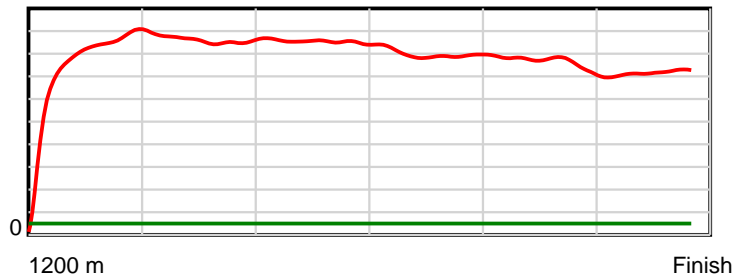
10 m Stride length



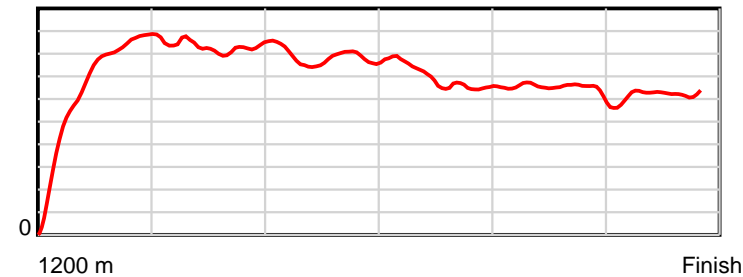
0.6 s Stride duration



20 m/sec Speed



100 % Stride efficiency



Note: Horizontal distance axis grid lines are 200m furlongs.

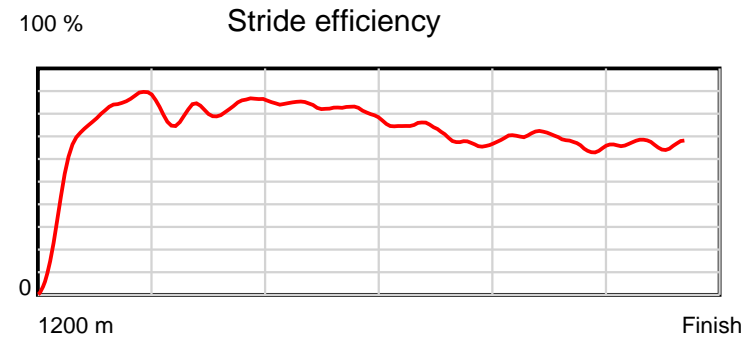
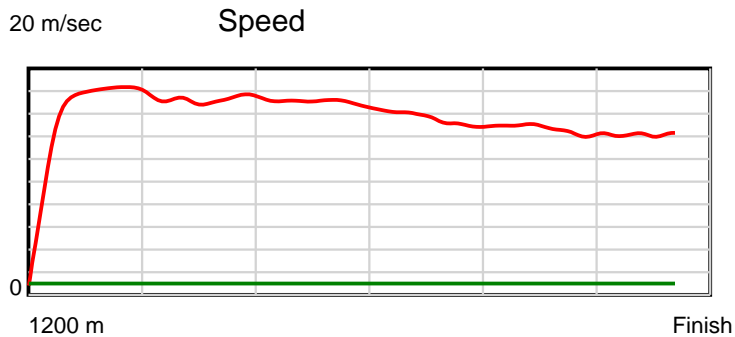
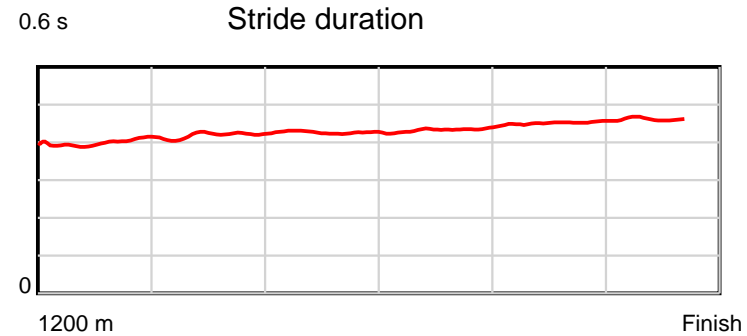
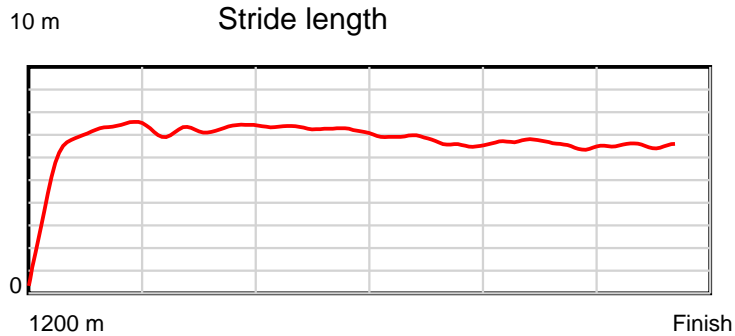
Disclaimer.

Tasracing Pty Ltd and Thoroughbred Ratings Pty Ltd accepts no responsibility for the completeness or accuracy of any of the information contained herein, and makes no representations about its suitability for any particular purpose. Users should make their own judgements about those matters and/or seek independent advice. You assume all risks associated with use of the data provided on this page.

Race Results

July 13, 2014, Race 7, CL2, Distance 1200m, Elwick Course Proper - Offset 6m

Result	TAB no.	Horse (Barrier)	1200 to	1000m to	800m to	600m to	400m to	200m to	Total or	Margin
7th	2	Country Song (1)	1000m	800m	600m	400m	200m	WP	Average	
		Position in running (margin)	-	7(4.0)	6(4.8)	6(4.7)	7(5.1)	9(6.6)		11.00
		Sectional time (s)	14.24	11.05	11.76	12.46	13.51	14.21		
		Cumulative time (s)	77.23	62.99	51.94	40.18	27.72	14.21	1:17.23	
		Speed (m/s)	14.04	18.10	17.01	16.05	14.80	14.07	15.54	
		Stride length (m)	5.65	7.54	7.23	6.90	6.61	6.47	6.68	
		Stride duration (s)	0.400	0.417	0.425	0.430	0.446	0.460	0.430	
		Stride efficiency (%)	49.96	88.87	81.60	74.43	68.25	65.36	69.65	
		Stride count	35.37	26.52	27.68	28.98	30.26	30.93	179.74	



Note: Horizontal distance axis grid lines are 200m furlongs.

Disclaimer.

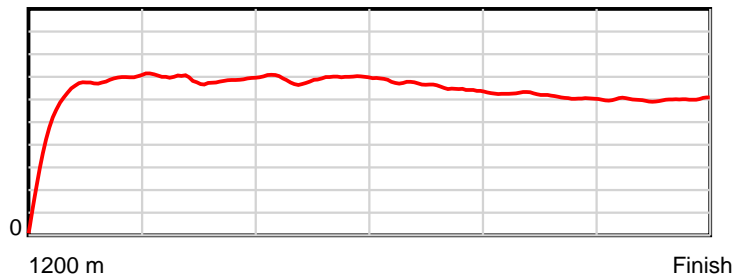
Tasracing Pty Ltd and Thoroughbred Ratings Pty Ltd accepts no responsibility for the completeness or accuracy of any of the information contained herein, and makes no representations about its suitability for any particular purpose. Users should make their own judgements about those matters and/or seek independent advice. You assume all risks associated with use of the data provided on this page.

Race Results

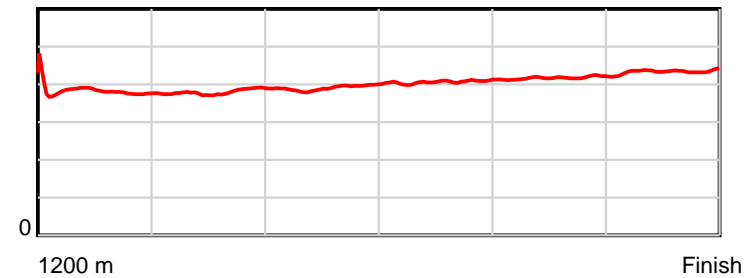
July 13, 2014, Race 7, CL2, Distance 1200m, Elwick Course Proper - Offset 6m

Result	TAB no.	Horse (Barrier)	1200 to	1000m to	800m to	600m to	400m to	200m to	Total or	Margin
8th	6	Beck And Call (9)	1000m	800m	600m	400m	200m	WP	Average	
		Position in running (margin)	-	1(0.0)	1(0.0)	1(0.0)	2(0.7)	5(3.7)		11.50
		Sectional time (s)	13.71	10.92	11.78	12.52	13.76	14.64		
		Cumulative time (s)	77.33	63.62	52.70	40.92	28.40	14.64	1:17.32	
		Speed (m/s)	14.58	18.32	16.98	15.97	14.53	13.66	15.52	
		Stride length (m)	5.60	6.92	6.63	6.50	6.07	5.94	6.24	
		Stride duration (s)	0.385	0.378	0.390	0.407	0.417	0.435	0.402	
		Stride efficiency (%)	48.97	74.87	68.60	66.07	57.53	55.05	60.90	
		Stride count	35.73	28.89	30.19	30.76	32.96	33.70	192.23	

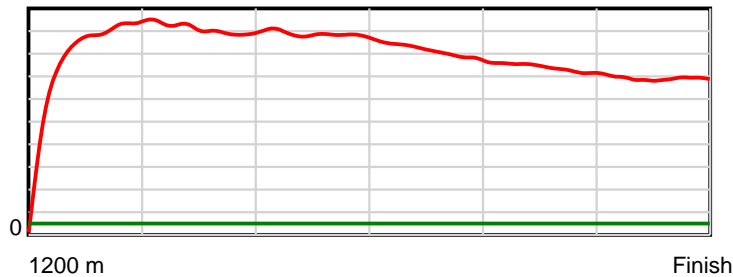
10 m Stride length



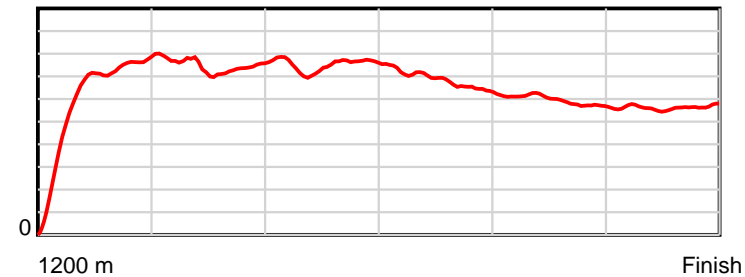
0.6 s Stride duration



20 m/sec Speed



100 % Stride efficiency



Note: Horizontal distance axis grid lines are 200m furlongs.

Disclaimer.

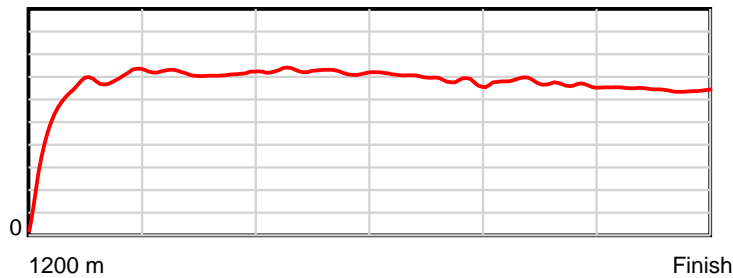
Tasracing Pty Ltd and Thoroughbred Ratings Pty Ltd accepts no responsibility for the completeness or accuracy of any of the information contained herein, and makes no representations about its suitability for any particular purpose. Users should make their own judgements about those matters and/or seek independent advice. You assume all risks associated with use of the data provided on this page.

Race Results

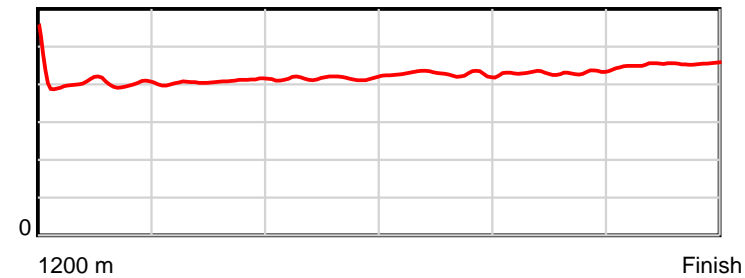
July 13, 2014, Race 7, CL2, Distance 1200m, Elwick Course Proper - Offset 6m

Result	TAB no.	Horse (Barrier)	1200 to	1000m to	800m to	600m to	400m to	200m to	Total or	Margin
9th	9	Sister Quest (2)	1000m	800m	600m	400m	200m	WP	Average	
		Position in running (margin)	-	6(4.0)	7(6.1)	7(5.7)	8(5.8)	6(5.4)		11.60
		Sectional time (s)	14.41	11.27	11.72	12.41	13.20	14.34		
		Cumulative time (s)	77.35	62.94	51.67	39.95	27.54	14.34	1:17.34	
		Speed (m/s)	13.88	17.75	17.06	16.12	15.15	13.95	15.51	
		Stride length (m)	5.84	7.25	7.07	6.89	6.54	6.33	6.62	
		Stride duration (s)	0.411	0.409	0.414	0.427	0.431	0.454	0.427	
		Stride efficiency (%)	53.33	82.12	78.08	74.12	66.79	62.53	68.41	
		Stride count	34.23	27.59	28.29	29.04	30.59	31.62	181.36	

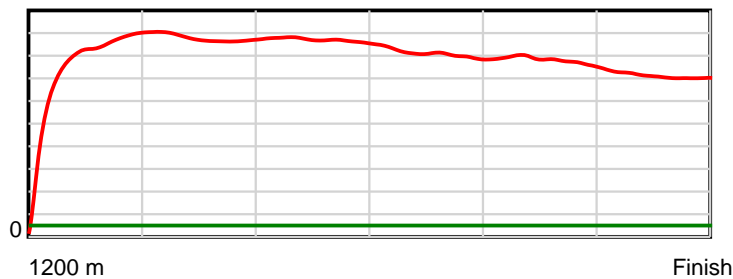
10 m Stride length



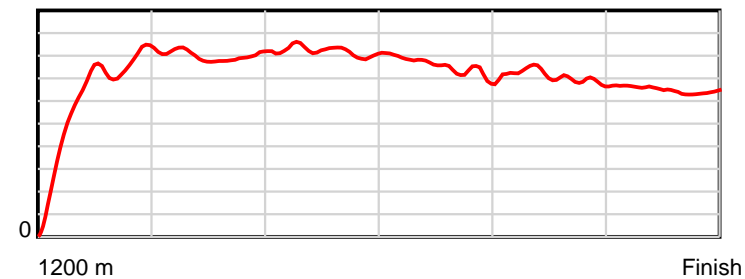
0.6 s Stride duration



20 m/sec Speed



100 % Stride efficiency



Note: Horizontal distance axis grid lines are 200m furlongs.

Disclaimer.

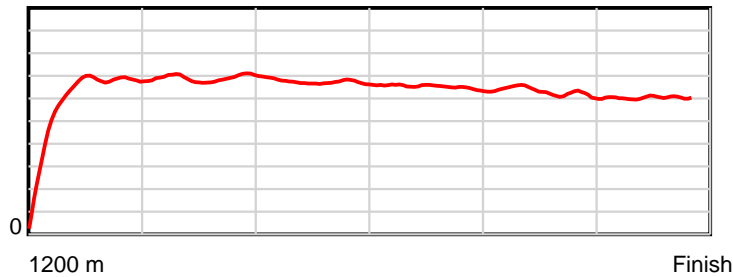
Tasracing Pty Ltd and Thoroughbred Ratings Pty Ltd accepts no responsibility for the completeness or accuracy of any of the information contained herein, and makes no representations about its suitability for any particular purpose. Users should make their own judgements about those matters and/or seek independent advice. You assume all risks associated with use of the data provided on this page.

Race Results

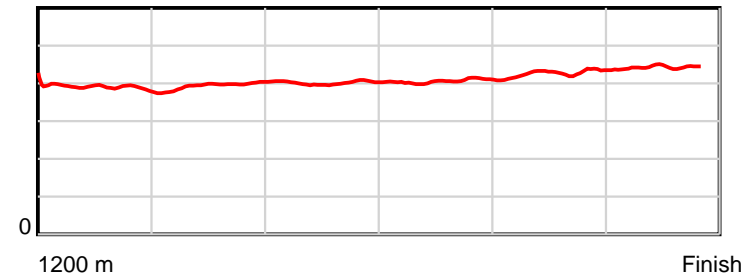
July 13, 2014, Race 7, CL2, Distance 1200m, Elwick Course Proper - Offset 6m

Result	TAB no.	Horse (Barrier)	1200 to	1000m to	800m to	600m to	400m to	200m to	Total or	Margin
10th	11	Yasir (10)	1000m	800m	600m	400m	200m	WP	Average	
		Position in running (margin)	-	4(2.0)	5(3.6)	5(4.4)	6(4.7)	7(6.0)		11.70
		Sectional time (s)	13.92	11.20	11.90	12.44	13.49	14.42		
		Cumulative time (s)	77.37	63.45	52.25	40.35	27.91	14.42	1:17.37	
		Speed (m/s)	14.36	17.86	16.81	16.08	14.83	13.87	15.51	
		Stride length (m)	5.74	6.98	6.74	6.51	6.28	6.11	6.37	
		Stride duration (s)	0.395	0.391	0.401	0.405	0.424	0.440	0.410	
		Stride efficiency (%)	51.46	76.03	71.05	66.15	61.69	58.29	63.33	
		Stride count	34.85	28.67	29.66	30.74	31.83	32.75	188.50	

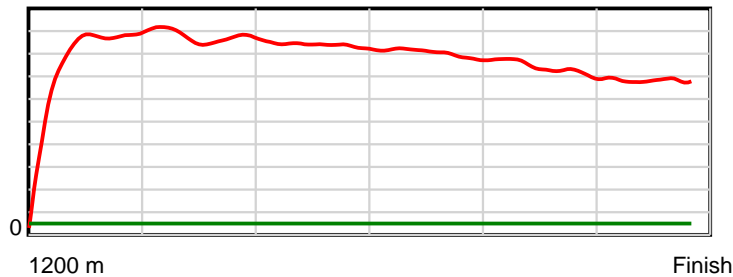
10 m Stride length



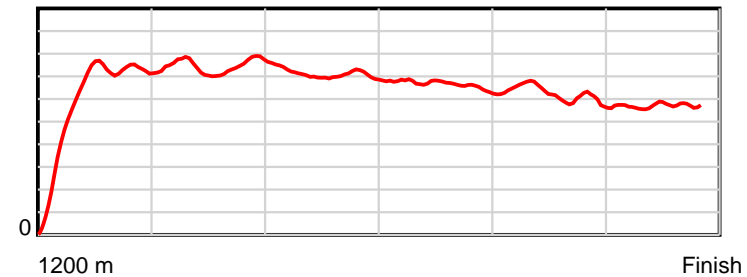
0.6 s Stride duration



20 m/sec Speed



100 % Stride efficiency



Note: Horizontal distance axis grid lines are 200m furlongs.

Disclaimer.

Tasracing Pty Ltd and Thoroughbred Ratings Pty Ltd accepts no responsibility for the completeness or accuracy of any of the information contained herein, and makes no representations about its suitability for any particular purpose. Users should make their own judgements about those matters and/or seek independent advice. You assume all risks associated with use of the data provided on this page.