



Race Results

Tasmanian Racing Club, Hobart, July 13, 2014

Compilation date: July 14, 2014, 12:54:31 PM (EST)

Copyright © 2014 Tasracing Pty Ltd. All rights reserved.

Trademarks.

StrideMASTER is a registered trademark of Thoroughbred Ratings Pty Ltd.

Disclaimer.

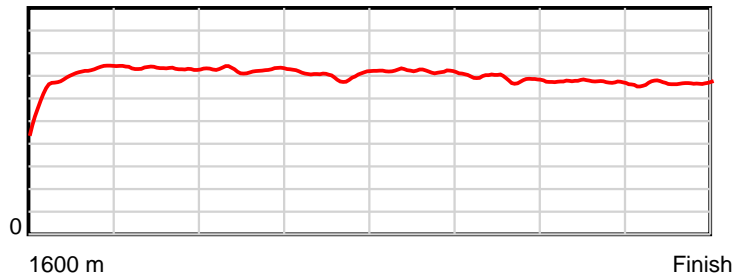
Tasracing Pty Ltd and Thoroughbred Ratings Pty Ltd accepts no responsibility for the completeness or accuracy of any of the information contained herein, and makes no representations about its suitability for any particular purpose. Users should make their own judgements about those matters and/or seek independent advice. You assume all risks associated with use of the data provided on this page.

Race Results

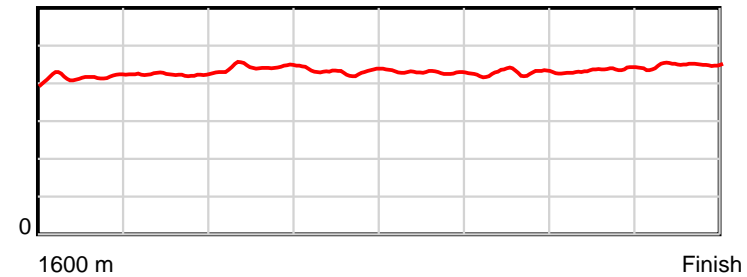
July 13, 2014, Race 9, BM68, Distance 1600m, Elwick Course Proper - Offset 6m

Result	TAB no.	Horse (Barrier)	1600 to	1400m to	1200m to	1000m to	800m to	600m to	400m to	200m to	Total or	Margin
1st	2	Lander Dollar (3)	1400m	1200m	1000m	800m	600m	400m	200m	WP	Average	
		Position in running (margin)	-	1(0.0)	1(0.0)	1(0.0)	1(0.0)	1(0.0)	1(0.0)	1(0.0)		0.00
		Sectional time (s)	16.66	11.54	12.45	12.49	12.12	12.57	13.20	13.63		
		Cumulative time (s)	104.66	88.00	76.46	64.01	51.52	39.40	26.83	13.63	1:44.66	
		Speed (m/s)	12.00	17.33	16.06	16.01	16.50	15.91	15.15	14.67	15.29	
		Stride length (m)	5.38	7.33	7.12	6.89	7.06	6.80	6.60	6.57	6.67	
		Stride duration (s)	0.448	0.423	0.443	0.431	0.428	0.428	0.435	0.448	0.436	
		Stride efficiency (%)	45.22	83.91	79.17	74.25	77.98	72.34	68.00	67.52	69.43	
		Stride count	37.18	27.29	28.10	29.01	28.31	29.40	30.32	30.43	240.04	

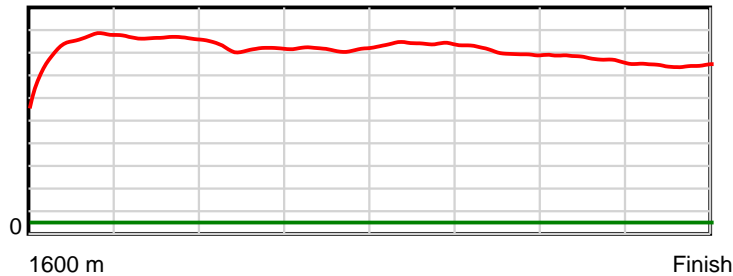
10 m Stride length



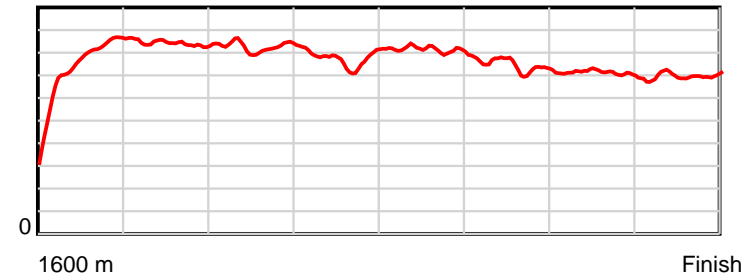
0.6 s Stride duration



20 m/sec Speed



100 % Stride efficiency



Note: Horizontal distance axis grid lines are 200m furlongs.

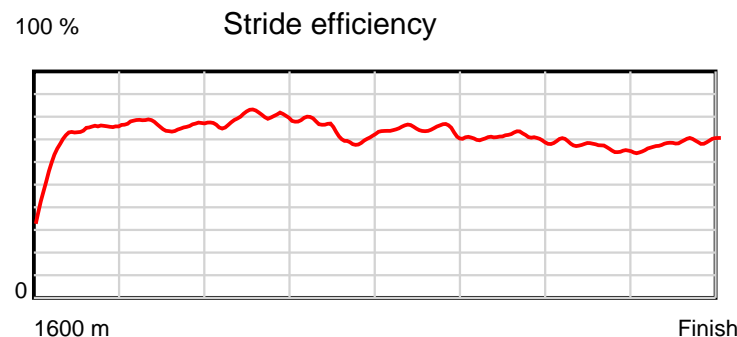
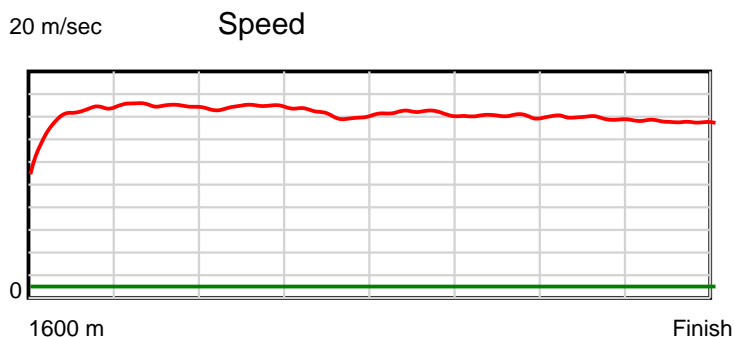
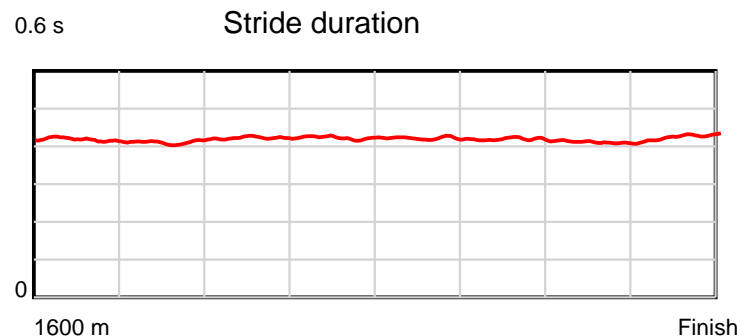
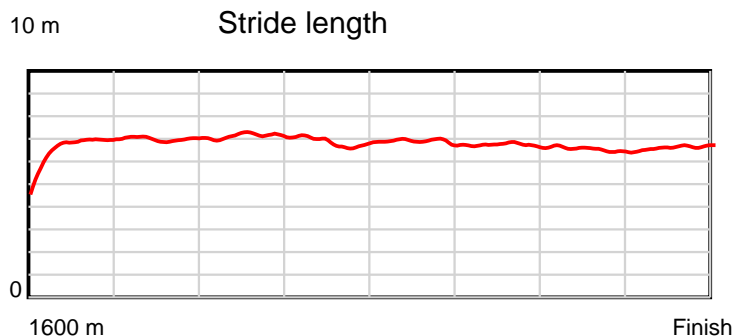
Disclaimer.

Tasracing Pty Ltd and Thoroughbred Ratings Pty Ltd accepts no responsibility for the completeness or accuracy of any of the information contained herein, and makes no representations about its suitability for any particular purpose. Users should make their own judgements about those matters and/or seek independent advice. You assume all risks associated with use of the data provided on this page.

Race Results

July 13, 2014, Race 9, BM68, Distance 1600m, Elwick Course Proper - Offset 6m

Result	TAB no.	Horse (Barrier)	1600 to	1400m to	1200m to	1000m to	800m to	600m to	400m to	200m to	Total or	Margin
2nd	4	Landstar (6)	1400m	1200m	1000m	800m	600m	400m	200m	WP	Average	
		Position in running (margin)	-	7(4.0)	5(7.5)	7(5.3)	9(6.6)	8(7.6)	4(6.9)	3(5.3)		2.80
		Sectional time (s)	17.57	12.11	12.08	12.71	12.30	12.46	12.92	13.06		
		Cumulative time (s)	105.21	87.64	75.53	63.45	50.74	38.44	25.98	13.06	1:45.20	
		Speed (m/s)	11.38	16.52	16.56	15.74	16.26	16.05	15.48	15.31	15.21	
		Stride length (m)	5.18	6.80	6.98	6.65	6.85	6.72	6.36	6.54	6.46	
		Stride duration (s)	0.437	0.412	0.422	0.422	0.421	0.418	0.411	0.427	0.425	
		Stride efficiency (%)	41.97	72.34	76.20	69.03	73.28	70.51	63.19	66.79	65.18	
		Stride count	38.59	29.40	28.64	30.09	29.21	29.77	31.45	30.59	247.74	



Note: Horizontal distance axis grid lines are 200m furlongs.

Disclaimer.

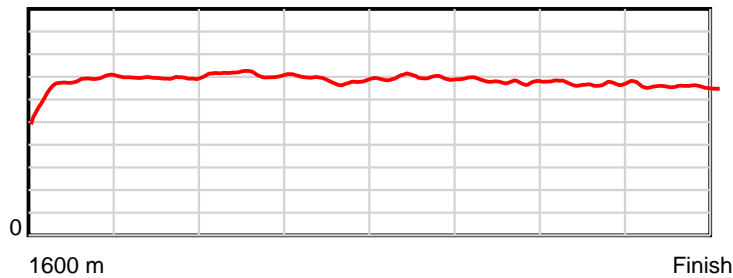
Tasracing Pty Ltd and Thoroughbred Ratings Pty Ltd accepts no responsibility for the completeness or accuracy of any of the information contained herein, and makes no representations about its suitability for any particular purpose. Users should make their own judgements about those matters and/or seek independent advice. You assume all risks associated with use of the data provided on this page.

Race Results

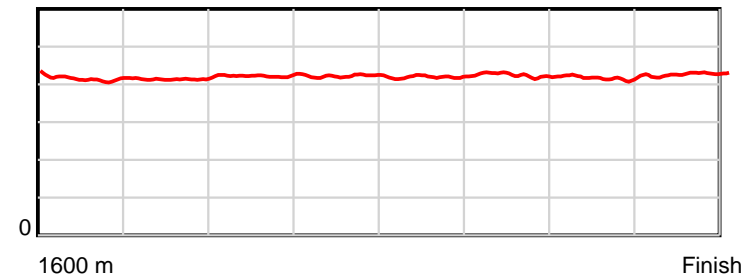
July 13, 2014, Race 9, BM68, Distance 1600m, Elwick Course Proper - Offset 6m

Result	TAB no.	Horse (Barrier)	1600 to	1400m to	1200m to	1000m to	800m to	600m to	400m to	200m to	Total or	Margin
3rd	9	Frolicked (8)	1400m	1200m	1000m	800m	600m	400m	200m	WP	Average	
		Position in running (margin)	-	3(2.8)	4(6.5)	5(4.5)	4(4.5)	3(5.8)	2(6.1)	2(5.0)		3.80
		Sectional time (s)	17.37	12.15	12.11	12.49	12.33	12.63	13.02	13.31		
		Cumulative time (s)	105.41	88.04	75.89	63.78	51.29	38.96	26.33	13.31	1:45.41	
		Speed (m/s)	11.51	16.46	16.52	16.01	16.22	15.84	15.36	15.03	15.18	
		Stride length (m)	5.23	6.81	6.98	6.75	6.79	6.73	6.41	6.41	6.47	
		Stride duration (s)	0.435	0.414	0.423	0.421	0.419	0.425	0.417	0.427	0.426	
		Stride efficiency (%)	42.79	72.50	76.10	71.12	72.07	70.69	64.27	64.21	65.32	
		Stride count	38.22	29.36	28.66	29.65	29.45	29.74	31.19	31.20	247.47	

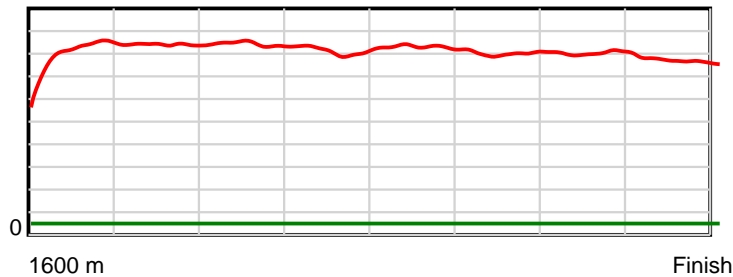
10 m Stride length



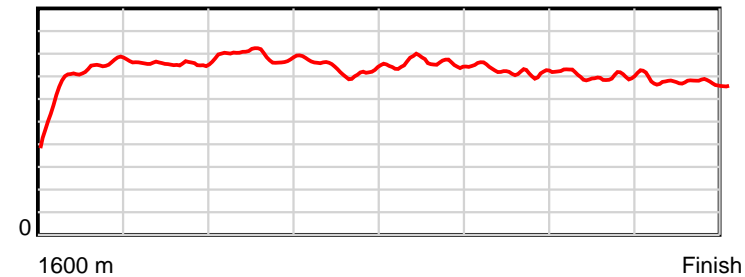
0.6 s Stride duration



20 m/sec Speed



100 % Stride efficiency



Note: Horizontal distance axis grid lines are 200m furlongs.

Disclaimer.

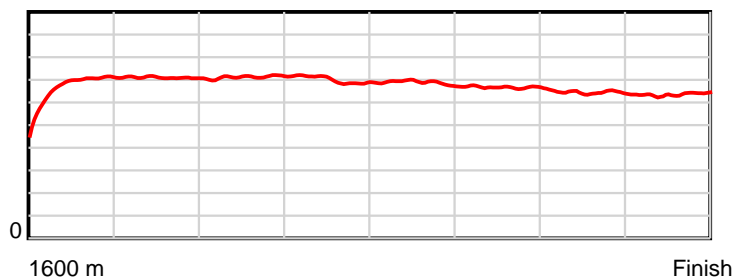
Tasracing Pty Ltd and Thoroughbred Ratings Pty Ltd accepts no responsibility for the completeness or accuracy of any of the information contained herein, and makes no representations about its suitability for any particular purpose. Users should make their own judgements about those matters and/or seek independent advice. You assume all risks associated with use of the data provided on this page.

Race Results

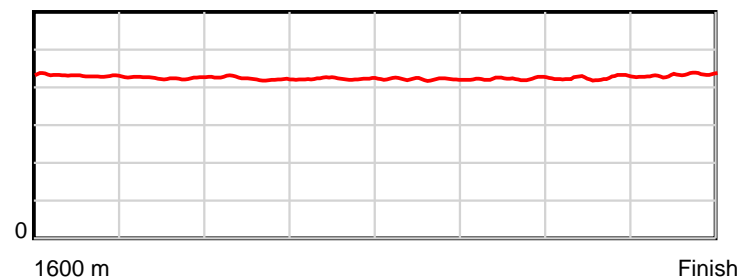
July 13, 2014, Race 9, BM68, Distance 1600m, Elwick Course Proper - Offset 6m

Result	TAB no.	Horse (Barrier)	1600 to	1400m to	1200m to	1000m to	800m to	600m to	400m to	200m to	Total or	Margin
4th	3	Spotluck (1)	1400m	1200m	1000m	800m	600m	400m	200m	WP	Average	
		Position in running (margin)	-	4(3.2)	2(6.3)	2(3.8)	2(3.2)	2(5.2)	3(6.1)	4(7.1)		7.30
		Sectional time (s)	17.25	12.04	12.04	12.39	12.46	12.73	13.36	13.84		
		Cumulative time (s)	106.11	88.86	76.82	64.78	52.38	39.93	27.20	13.84	1:46.11	
		Speed (m/s)	11.59	16.61	16.61	16.14	16.05	15.71	14.97	14.45	15.08	
		Stride length (m)	5.23	7.06	7.02	6.82	6.76	6.65	6.35	6.26	6.47	
		Stride duration (s)	0.438	0.425	0.423	0.423	0.421	0.423	0.424	0.433	0.429	
		Stride efficiency (%)	42.76	77.90	77.04	72.78	71.52	69.09	63.06	61.24	65.35	
		Stride count	38.23	28.33	28.48	29.31	29.56	30.08	31.48	31.95	247.42	

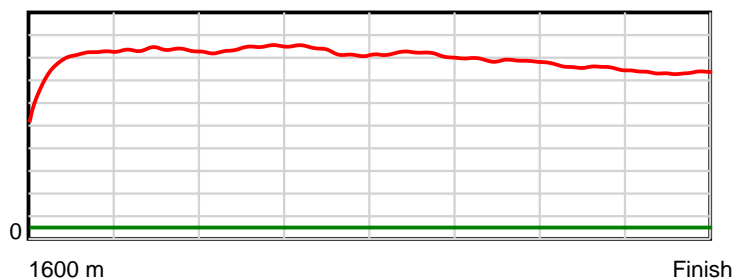
10 m Stride length



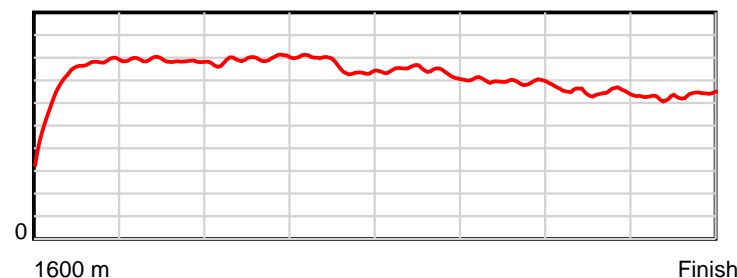
0.6 s Stride duration



20 m/sec Speed



100 % Stride efficiency



Note: Horizontal distance axis grid lines are 200m furlongs.

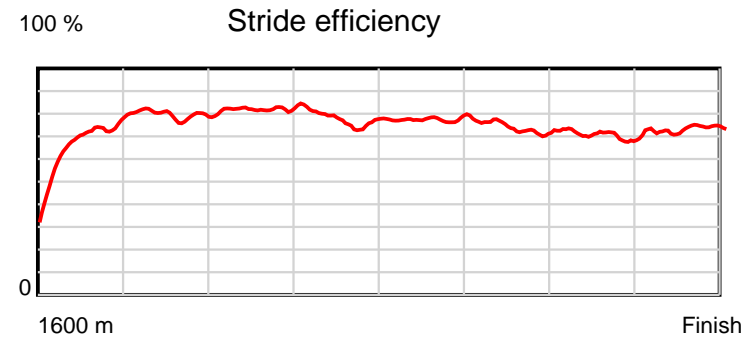
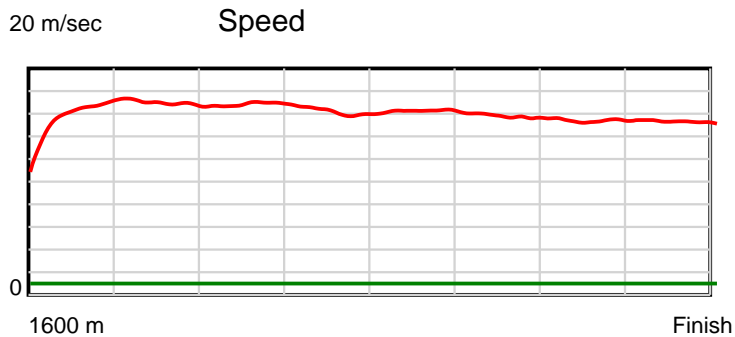
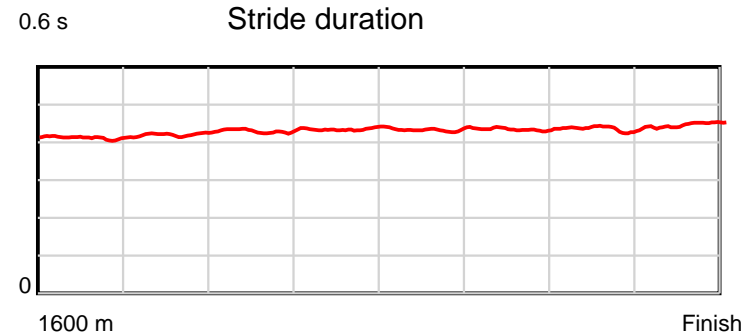
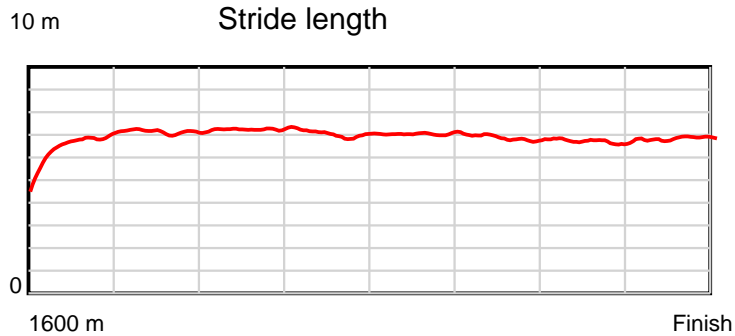
Disclaimer.

Tasracing Pty Ltd and Thoroughbred Ratings Pty Ltd accepts no responsibility for the completeness or accuracy of any of the information contained herein, and makes no representations about its suitability for any particular purpose. Users should make their own judgements about those matters and/or seek independent advice. You assume all risks associated with use of the data provided on this page.

Race Results

July 13, 2014, Race 9, BM68, Distance 1600m, Elwick Course Proper - Offset 6m

Result	TAB no.	Horse (Barrier)	1600 to	1400m to	1200m to	1000m to	800m to	600m to	400m to	200m to	Total or	Margin
5th	1	Sun Disk (9)	1400m	1200m	1000m	800m	600m	400m	200m	WP	Average	
		Position in running (margin)	-	5(3.5)	6(7.6)	6(5.2)	6(5.6)	6(7.3)	7(9.3)	6(10.7)		8.10
		Sectional time (s)	17.45	12.22	12.05	12.55	12.40	12.92	13.43	13.25		
		Cumulative time (s)	106.27	88.82	76.60	64.55	52.00	39.59	26.68	13.25	1:46.27	
		Speed (m/s)	11.46	16.37	16.60	15.94	16.13	15.48	14.89	15.09	15.06	
		Stride length (m)	5.16	6.88	7.15	6.92	6.98	6.71	6.46	6.75	6.56	
		Stride duration (s)	0.429	0.421	0.431	0.435	0.433	0.433	0.434	0.447	0.436	
		Stride efficiency (%)	41.55	74.01	79.79	74.92	76.09	70.26	65.25	71.22	67.31	
		Stride count	38.78	29.06	27.99	28.88	28.66	29.83	30.95	29.63	243.78	



Note: Horizontal distance axis grid lines are 200m furlongs.

Disclaimer.

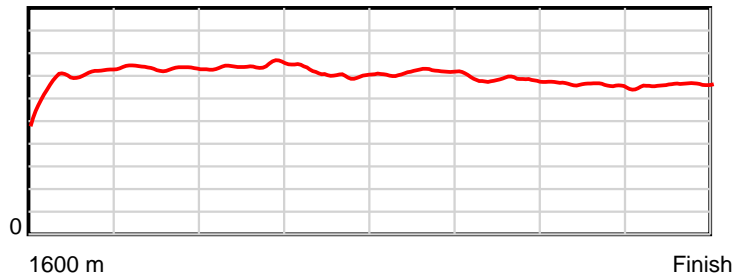
Tasracing Pty Ltd and Thoroughbred Ratings Pty Ltd accepts no responsibility for the completeness or accuracy of any of the information contained herein, and makes no representations about its suitability for any particular purpose. Users should make their own judgements about those matters and/or seek independent advice. You assume all risks associated with use of the data provided on this page.

Race Results

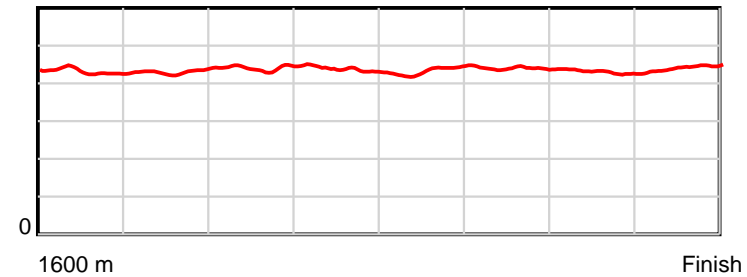
July 13, 2014, Race 9, BM68, Distance 1600m, Elwick Course Proper - Offset 6m

Result	TAB no.	Horse (Barrier)	1600 to	1400m to	1200m to	1000m to	800m to	600m to	400m to	200m to	Total or	Margin
6th	12	Status Seeker (5)	1400m	1200m	1000m	800m	600m	400m	200m	WP	Average	
		Position in running (margin)	-	9(5.7)	9(9.0)	10(7.2)	10(7.8)	10(8.7)	9(10.1)	5(10.5)		9.90
		Sectional time (s)	17.97	12.10	12.15	12.59	12.27	12.80	13.26	13.49		
		Cumulative time (s)	106.64	88.67	76.57	64.42	51.82	39.55	26.75	13.49	1:46.64	
		Speed (m/s)	11.13	16.53	16.46	15.89	16.30	15.62	15.08	14.83	15.00	
		Stride length (m)	5.17	7.13	7.24	6.94	7.07	6.87	6.48	6.56	6.61	
		Stride duration (s)	0.440	0.431	0.440	0.437	0.434	0.439	0.430	0.442	0.441	
		Stride efficiency (%)	41.76	79.48	82.01	75.18	78.17	73.65	65.66	67.20	68.34	
		Stride count	38.69	28.04	27.61	28.84	28.28	29.13	30.85	30.50	241.94	

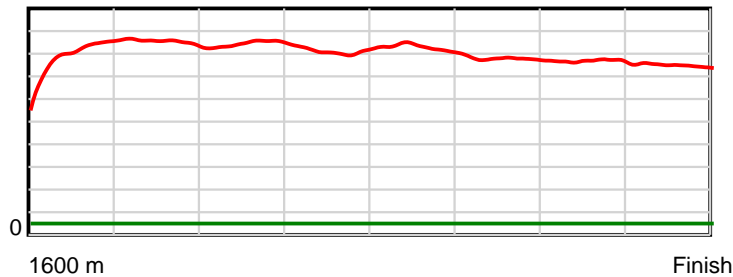
10 m Stride length



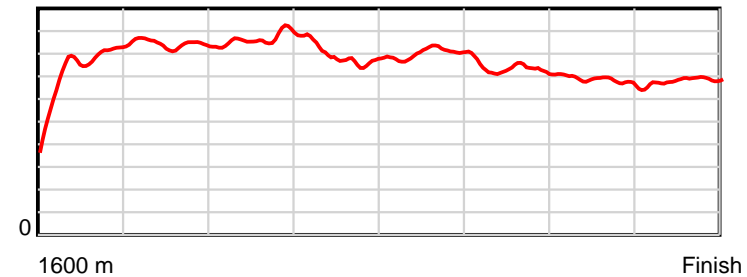
0.6 s Stride duration



20 m/sec Speed



100 % Stride efficiency



Note: Horizontal distance axis grid lines are 200m furlongs.

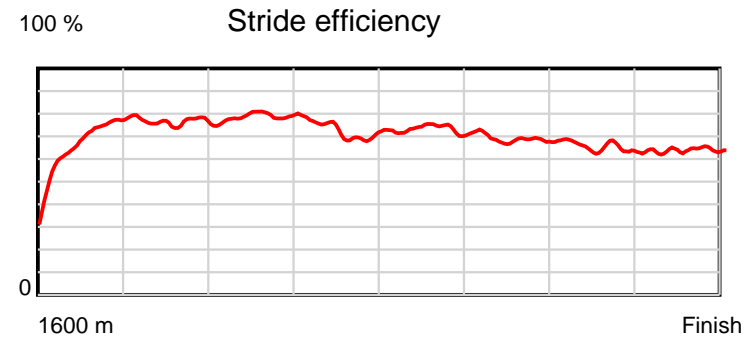
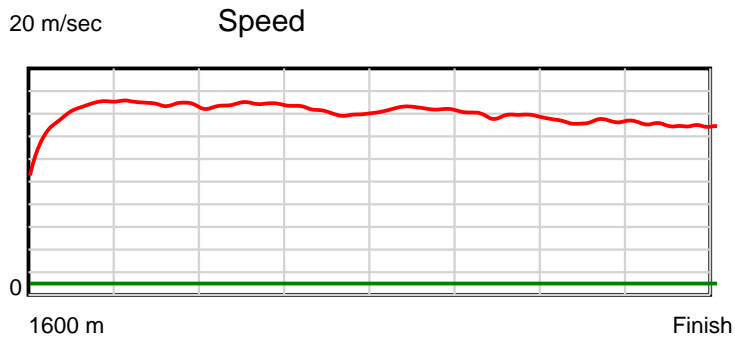
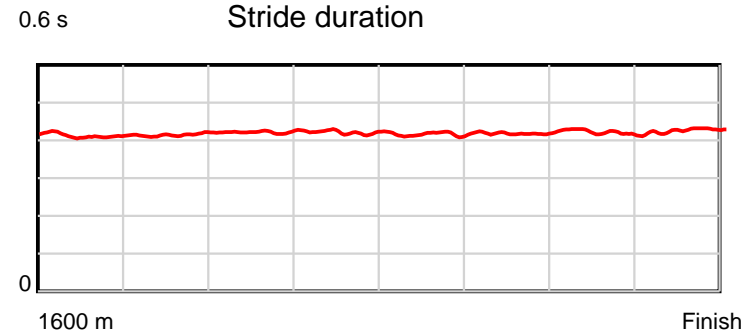
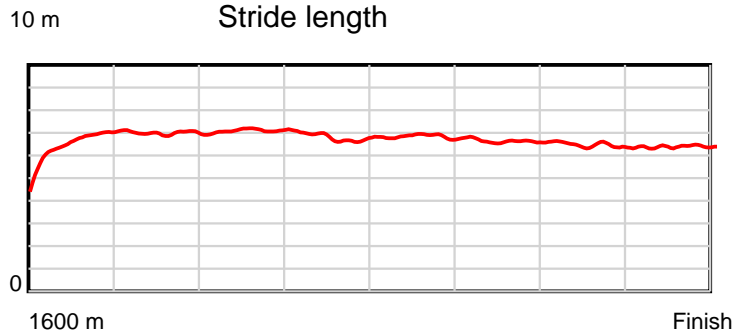
Disclaimer.

Tasracing Pty Ltd and Thoroughbred Ratings Pty Ltd accepts no responsibility for the completeness or accuracy of any of the information contained herein, and makes no representations about its suitability for any particular purpose. Users should make their own judgements about those matters and/or seek independent advice. You assume all risks associated with use of the data provided on this page.

Race Results

July 13, 2014, Race 9, BM68, Distance 1600m, Elwick Course Proper - Offset 6m

Result	TAB no.	Horse (Barrier)	1600 to	1400m to	1200m to	1000m to	800m to	600m to	400m to	200m to	Total or	Margin
7th	8	Skip to the Mo... (7)	1400m	1200m	1000m	800m	600m	400m	200m	WP	Average	
		Position in running (margin)	-	6(4.0)	8(8.0)	8(5.8)	8(6.4)	7(7.6)	8(9.4)	8(11.7)		10.70
		Sectional time (s)	17.76	12.19	12.09	12.58	12.33	12.88	13.58	13.39		
		Cumulative time (s)	106.80	89.04	76.85	64.76	52.18	39.85	26.97	13.39	1:46.80	
		Speed (m/s)	11.26	16.41	16.54	15.90	16.22	15.53	14.73	14.94	14.98	
		Stride length (m)	5.11	6.81	6.98	6.69	6.74	6.50	6.20	6.37	6.37	
		Stride duration (s)	0.421	0.415	0.422	0.421	0.416	0.419	0.421	0.426	0.425	
		Stride efficiency (%)	40.77	72.40	76.12	69.88	70.97	66.06	60.11	63.39	63.40	
		Stride count	39.16	29.38	28.66	29.91	29.68	30.76	32.25	31.40	251.20	



Note: Horizontal distance axis grid lines are 200m furlongs.

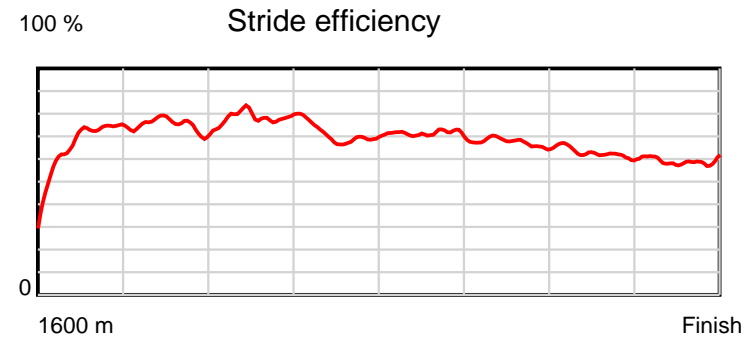
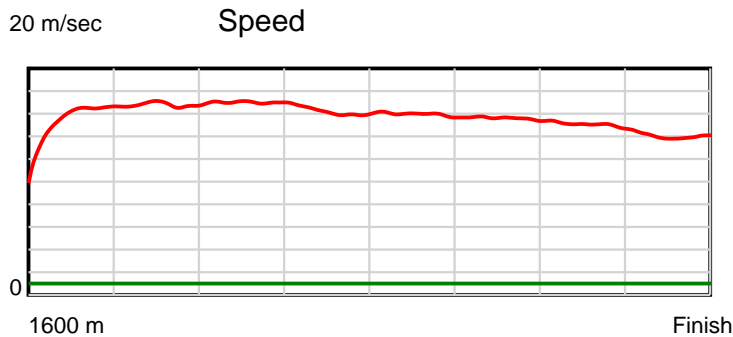
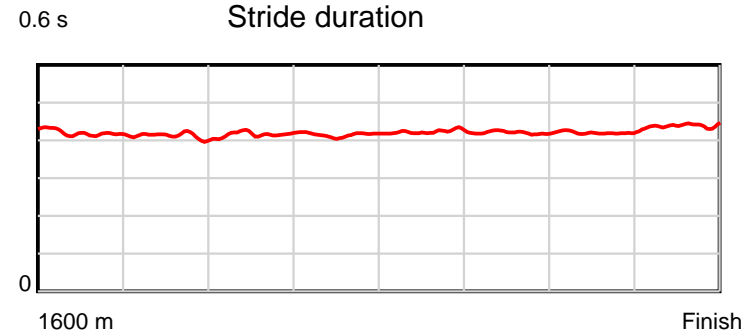
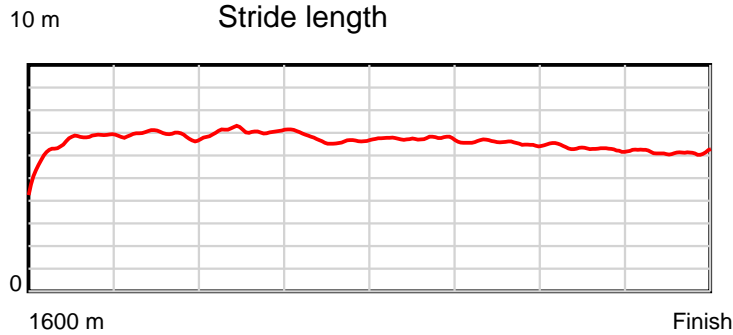
Disclaimer.

Tasracing Pty Ltd and Thoroughbred Ratings Pty Ltd accepts no responsibility for the completeness or accuracy of any of the information contained herein, and makes no representations about its suitability for any particular purpose. Users should make their own judgements about those matters and/or seek independent advice. You assume all risks associated with use of the data provided on this page.

Race Results

July 13, 2014, Race 9, BM68, Distance 1600m, Elwick Course Proper - Offset 6m

Result	TAB no.	Horse (Barrier)	1600 to	1400m to	1200m to	1000m to	800m to	600m to	400m to	200m to	Total or	Margin
8th	5	Grey Gown (4)	1400m	1200m	1000m	800m	600m	400m	200m	WP	Average	
		Position in running (margin)	-	8(5.2)	7(7.8)	4(4.0)	3(4.4)	5(7.3)	6(8.7)	7(10.9)		16.20
		Sectional time (s)	18.28	11.96	11.82	12.56	12.61	12.82	13.56	14.34		
		Cumulative time (s)	107.94	89.66	77.70	65.88	53.33	40.72	27.90	14.34	1:47.94	
		Speed (m/s)	10.94	16.72	16.92	15.92	15.86	15.60	14.75	13.95	14.82	
		Stride length (m)	5.17	6.85	7.05	6.60	6.70	6.56	6.20	6.11	6.35	
		Stride duration (s)	0.425	0.410	0.416	0.414	0.422	0.421	0.420	0.438	0.429	
		Stride efficiency (%)	41.73	73.32	77.56	68.08	70.12	67.29	60.08	58.42	63.05	
		Stride count	38.70	29.20	28.39	30.30	29.86	30.48	32.25	32.71	251.89	



Note: Horizontal distance axis grid lines are 200m furlongs.

Disclaimer.

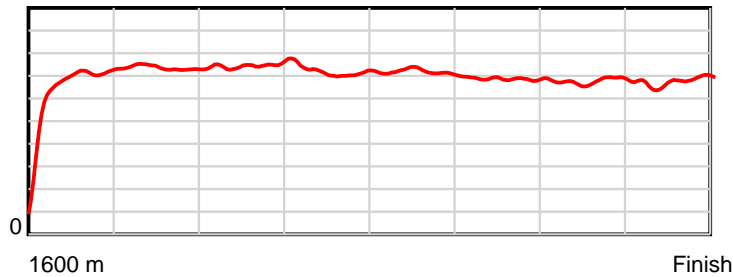
Tasracing Pty Ltd and Thoroughbred Ratings Pty Ltd accepts no responsibility for the completeness or accuracy of any of the information contained herein, and makes no representations about its suitability for any particular purpose. Users should make their own judgements about those matters and/or seek independent advice. You assume all risks associated with use of the data provided on this page.

Race Results

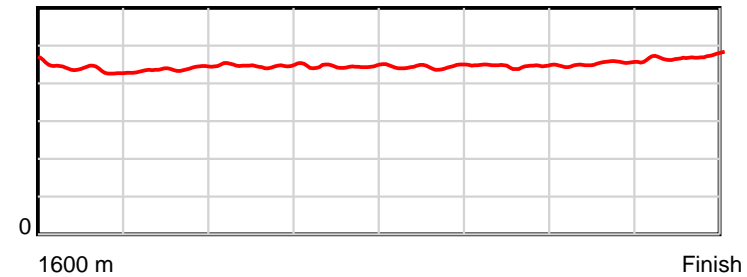
July 13, 2014, Race 9, BM68, Distance 1600m, Elwick Course Proper - Offset 6m

Result	TAB no.	Horse (Barrier)	1600 to	1400m to	1200m to	1000m to	800m to	600m to	400m to	200m to	Total or	Margin
9th	10	Gee Gee Black ... (10)	1400m	1200m	1000m	800m	600m	400m	200m	WP	Average	
		Position in running (margin)	-	10(7.0)	10(10.0)	9(6.3)	7(5.9)	9(8.5)	10(13.4)	10(16.4)		16.40
		Sectional time (s)	18.14	12.05	11.82	12.43	12.55	13.39	13.71	13.89		
		Cumulative time (s)	107.98	89.84	77.80	65.97	53.54	40.99	27.60	13.89	1:47.98	
		Speed (m/s)	11.03	16.60	16.92	16.09	15.94	14.94	14.59	14.40	14.82	
		Stride length (m)	5.40	7.27	7.58	7.16	7.06	6.66	6.61	6.79	6.75	
		Stride duration (s)	0.460	0.438	0.448	0.445	0.443	0.446	0.453	0.471	0.456	
		Stride efficiency (%)	45.51	82.51	89.73	80.03	77.95	69.34	68.20	71.98	71.22	
		Stride count	37.06	27.52	26.39	27.95	28.32	30.02	30.27	29.47	237.00	

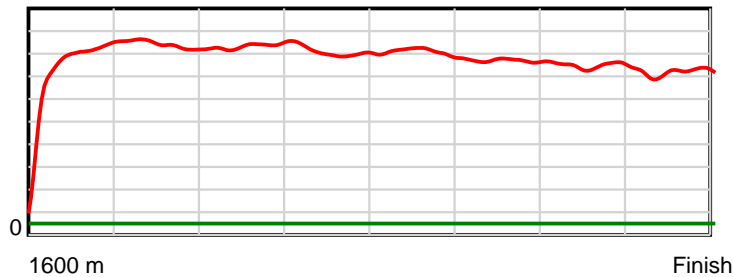
10 m Stride length



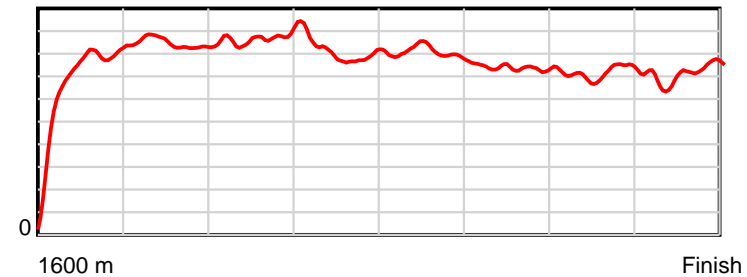
0.6 s Stride duration



20 m/sec Speed



100 % Stride efficiency



Note: Horizontal distance axis grid lines are 200m furlongs.

Disclaimer.

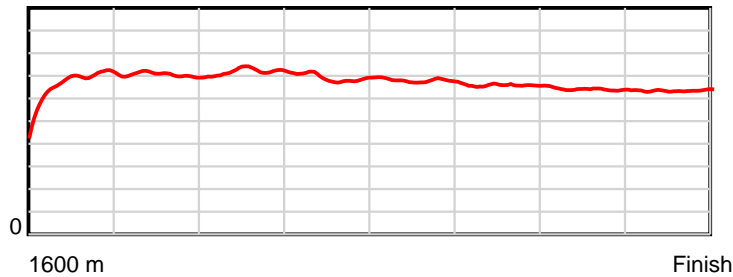
Tasracing Pty Ltd and Thoroughbred Ratings Pty Ltd accepts no responsibility for the completeness or accuracy of any of the information contained herein, and makes no representations about its suitability for any particular purpose. Users should make their own judgements about those matters and/or seek independent advice. You assume all risks associated with use of the data provided on this page.

Race Results

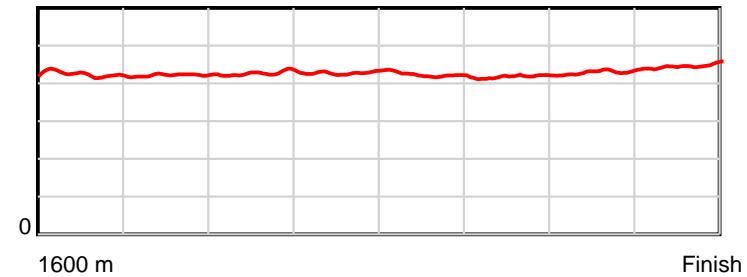
July 13, 2014, Race 9, BM68, Distance 1600m, Elwick Course Proper - Offset 6m

Result	TAB no.	Horse (Barrier)	1600 to	1400m to	1200m to	1000m to	800m to	600m to	400m to	200m to	Total or	Margin
10th	13	Certain Shine (2)	1400m	1200m	1000m	800m	600m	400m	200m	WP	Average	
		Position in running (margin)	-	2(2.7)	3(6.3)	3(3.8)	5(4.6)	4(6.4)	5(8.1)	9(12.3)		17.70
		Sectional time (s)	17.90	12.14	12.04	12.62	12.43	12.86	13.89	14.37		
		Cumulative time (s)	108.25	90.35	78.21	66.17	53.55	41.12	28.26	14.37	1:48.25	
		Speed (m/s)	11.17	16.47	16.61	15.85	16.09	15.55	14.40	13.92	14.78	
		Stride length (m)	5.19	6.96	7.08	6.78	6.79	6.48	6.19	6.22	6.40	
		Stride duration (s)	0.430	0.422	0.426	0.428	0.422	0.417	0.430	0.447	0.433	
		Stride efficiency (%)	42.04	75.65	78.30	71.88	71.98	65.71	59.83	60.50	64.10	
		Stride count	38.56	28.74	28.25	29.49	29.47	30.84	32.32	32.14	249.81	

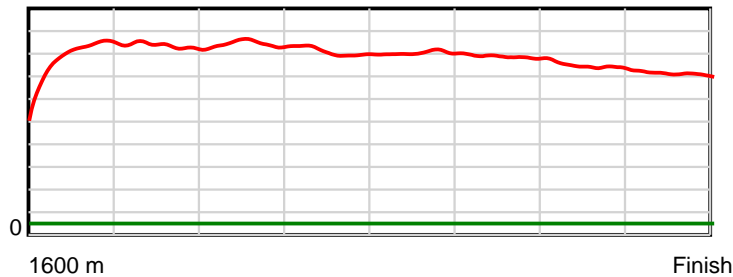
10 m Stride length



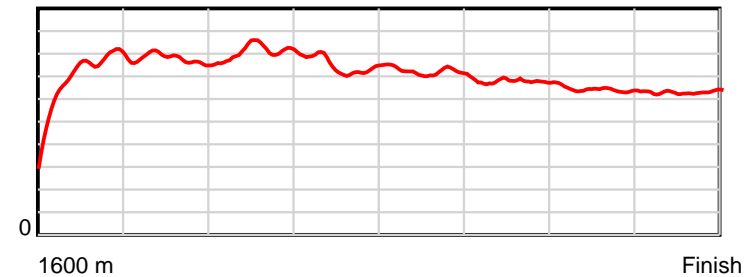
0.6 s Stride duration



20 m/sec Speed



100 % Stride efficiency



Note: Horizontal distance axis grid lines are 200m furlongs.

Disclaimer.

Tasracing Pty Ltd and Thoroughbred Ratings Pty Ltd accepts no responsibility for the completeness or accuracy of any of the information contained herein, and makes no representations about its suitability for any particular purpose. Users should make their own judgements about those matters and/or seek independent advice. You assume all risks associated with use of the data provided on this page.