



Race Results

Tasmanian Turf Club, Launceston, July 19, 2014

Compilation date: July 21, 2014, 3:19:32 PM (EST)

Copyright © 2014 Tasracing Pty Ltd. All rights reserved.

Trademarks.

StrideMASTER is a registered trademark of Thoroughbred Ratings Pty Ltd.

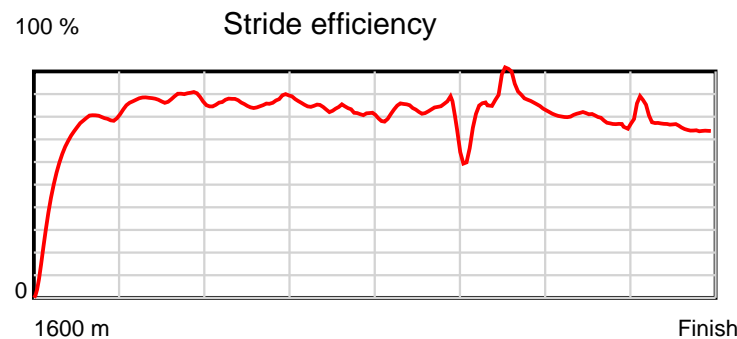
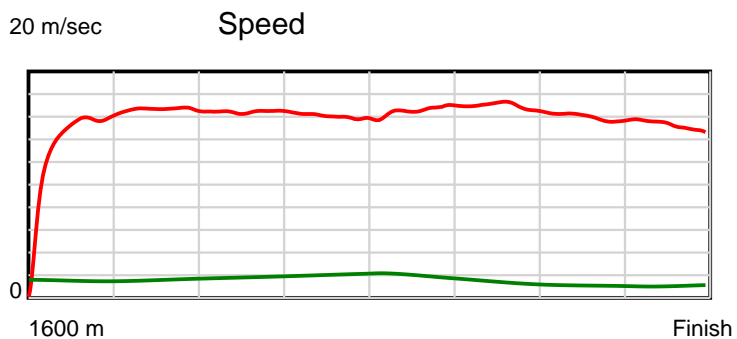
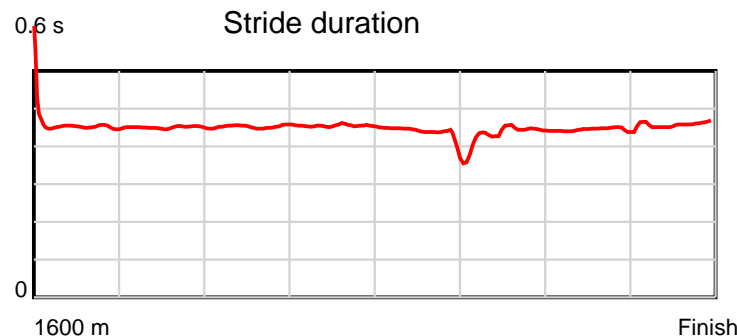
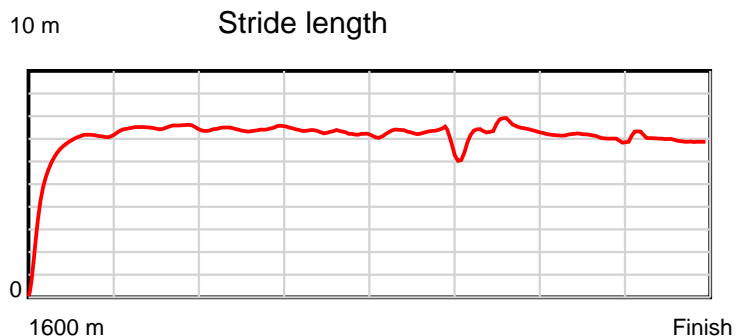
Disclaimer.

Tasracing Pty Ltd and Thoroughbred Ratings Pty Ltd accepts no responsibility for the completeness or accuracy of any of the information contained herein, and makes no representations about its suitability for any particular purpose. Users should make their own judgements about those matters and/or seek independent advice. You assume all risks associated with use of the data provided on this page.

Race Results

July 19, 2014, Race 2, BM62, Distance 1600m, Mowbray - Offset 7m

Result	TAB no.	Horse (Barrier)	1600 to	1400m to	1200m to	1000m to	800m to	600m to	400m to	200m to	Total or	Margin
1st	3	Gee Gee Black ... (3)	1400m	1200m	1000m	800m	600m	400m	200m	WP	Average	
		Position in running (margin)	-	4(3.8)	2(1.9)	2(1.4)	3(1.8)	3(1.7)	2(0.3)	1(0.0)		0.00
		Sectional time (s)	15.35	12.07	12.32	13.24	11.97	11.58	12.01	13.20		
		Cumulative time (s)	101.75	86.40	74.33	62.01	48.76	36.79	25.21	13.20	1:41.75	
		Speed (m/s)	13.03	16.57	16.23	15.11	16.71	17.27	16.65	15.15	15.72	
		Stride length (m)	5.90	7.46	7.33	6.85	7.07	7.44	7.17	6.98	6.99	
		Stride duration (s)	0.453	0.450	0.452	0.453	0.423	0.431	0.431	0.460	0.444	
		Stride efficiency (%)	54.42	87.01	84.02	73.27	78.07	86.46	80.38	76.04	76.33	
		Stride count	33.89	26.80	27.28	29.21	28.30	26.89	27.89	28.67	228.93	



Note: Horizontal distance axis grid lines are 200m furlongs.

Disclaimer.

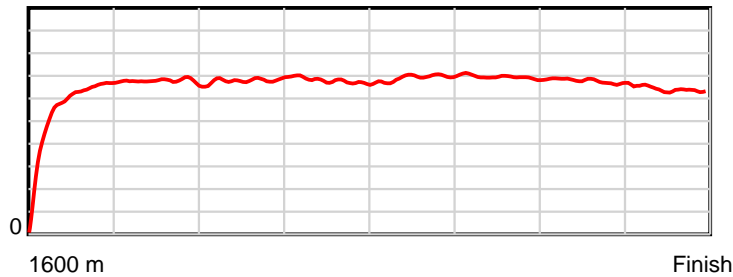
Tasracing Pty Ltd and Thoroughbred Ratings Pty Ltd accepts no responsibility for the completeness or accuracy of any of the information contained herein, and makes no representations about its suitability for any particular purpose. Users should make their own judgements about those matters and/or seek independent advice. You assume all risks associated with use of the data provided on this page.

Race Results

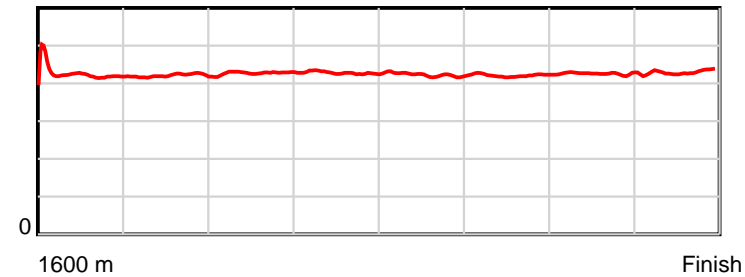
July 19, 2014, Race 2, BM62, Distance 1600m, Mowbray - Offset 7m

Result	TAB no.	Horse (Barrier)	1600 to	1400m to	1200m to	1000m to	800m to	600m to	400m to	200m to	Total or	Margin
2nd	4	Chimed Inn (2)	1400m	1200m	1000m	800m	600m	400m	200m	WP	Average	
		Position in running (margin)	-	5(5.2)	5(6.2)	5(6.4)	4(3.7)	5(2.5)	5(2.6)	5(2.1)		2.00
		Sectional time (s)	15.58	12.55	12.44	12.73	11.79	11.82	11.99	13.23		
		Cumulative time (s)	102.13	86.55	74.00	61.56	48.83	37.04	25.22	13.23	1:42.13	
		Speed (m/s)	12.83	15.94	16.08	15.71	16.96	16.92	16.68	15.12	15.67	
		Stride length (m)	5.44	6.70	6.88	6.73	7.14	7.13	7.11	6.48	6.65	
		Stride duration (s)	0.425	0.420	0.428	0.428	0.421	0.422	0.426	0.429	0.425	
		Stride efficiency (%)	46.33	70.08	73.88	70.79	79.65	79.52	79.00	65.63	69.19	
		Stride count	36.73	29.87	29.09	29.72	28.01	28.04	28.13	30.86	240.45	

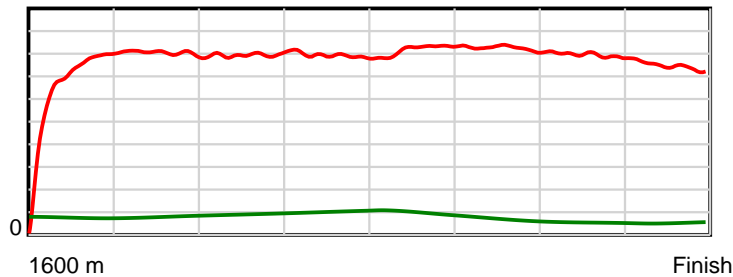
10 m Stride length



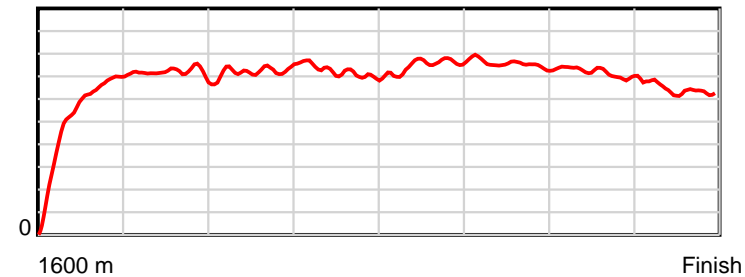
0.6 s Stride duration



20 m/sec Speed



100 % Stride efficiency



Note: Horizontal distance axis grid lines are 200m furlongs.

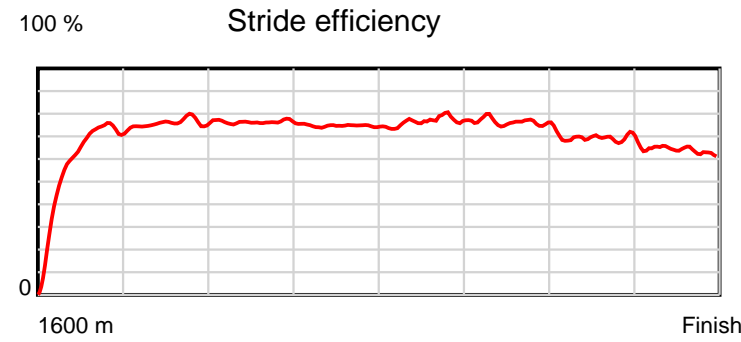
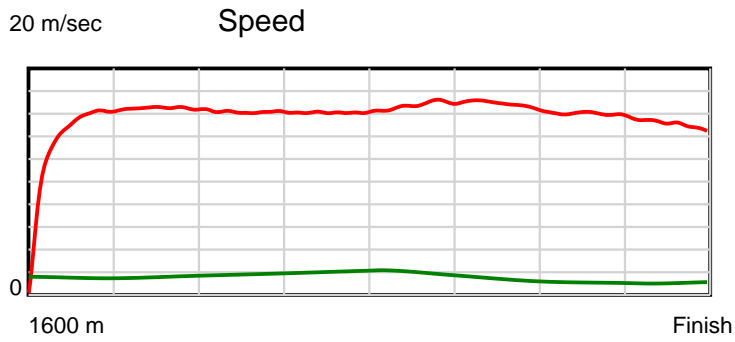
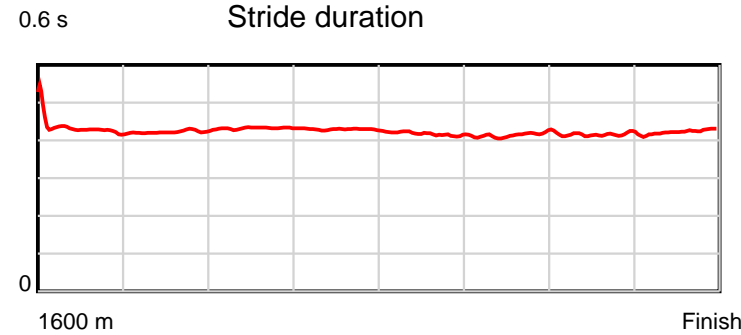
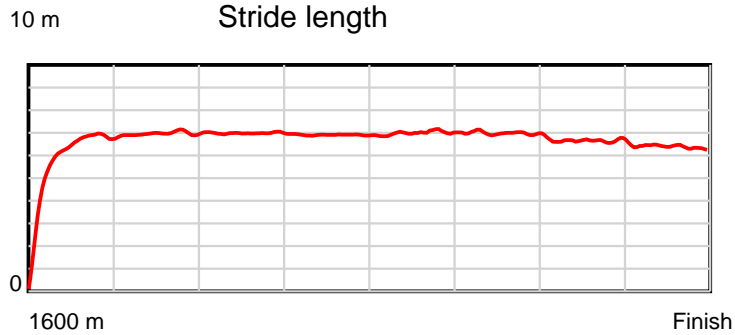
Disclaimer.

Tasracing Pty Ltd and Thoroughbred Ratings Pty Ltd accepts no responsibility for the completeness or accuracy of any of the information contained herein, and makes no representations about its suitability for any particular purpose. Users should make their own judgements about those matters and/or seek independent advice. You assume all risks associated with use of the data provided on this page.

Race Results

July 19, 2014, Race 2, BM62, Distance 1600m, Mowbray - Offset 7m

Result	TAB no.	Horse (Barrier)	1600 to	1400m to	1200m to	1000m to	800m to	600m to	400m to	200m to	Total or	Margin
3rd	6	Talent Code (4)	1400m	1200m	1000m	800m	600m	400m	200m	WP	Average	
		Position in running (margin)	-	3(2.6)	4(5.1)	4(5.9)	5(4.1)	4(1.9)	4(2.5)	2(1.4)		2.10
		Sectional time (s)	15.20	12.79	12.55	12.87	11.61	11.92	11.89	13.32		
		Cumulative time (s)	102.15	86.95	74.16	61.61	48.74	37.12	25.20	13.32	1:42.15	
		Speed (m/s)	13.16	15.64	15.94	15.54	17.23	16.78	16.82	15.02	15.66	
		Stride length (m)	5.75	6.61	6.89	6.64	7.15	6.97	6.98	6.34	6.64	
		Stride duration (s)	0.436	0.423	0.433	0.428	0.415	0.415	0.415	0.422	0.424	
		Stride efficiency (%)	51.60	68.29	74.22	68.95	79.87	75.85	76.23	62.77	68.85	
		Stride count	34.80	30.25	29.02	30.11	27.97	28.71	28.63	31.56	241.05	



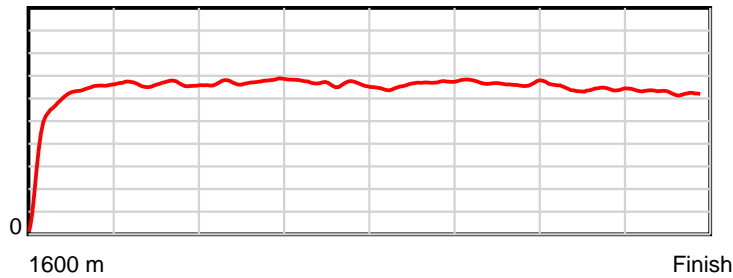
Note: Horizontal distance axis grid lines are 200m furlongs.

Race Results

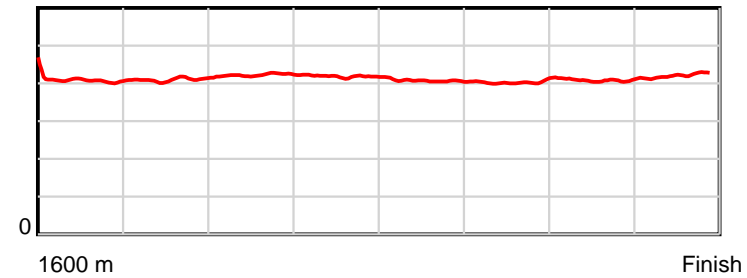
July 19, 2014, Race 2, BM62, Distance 1600m, Mowbray - Offset 7m

Result	TAB no.	Horse (Barrier)	1600 to	1400m to	1200m to	1000m to	800m to	600m to	400m to	200m to	Total or	Margin
4th	2	Reach the Moon (5)	1400m	1200m	1000m	800m	600m	400m	200m	WP	Average	
		Position in running (margin)	-	2(2.3)	3(2.8)	3(2.5)	2(0.4)	2(0.8)	3(1.5)	4(2.1)		2.90
		Sectional time (s)	15.06	12.46	12.37	12.82	12.05	11.92	12.18	13.45		
		Cumulative time (s)	102.31	87.25	74.79	62.42	49.60	37.55	25.63	13.45	1:42.31	
		Speed (m/s)	13.28	16.05	16.17	15.60	16.60	16.78	16.42	14.87	15.64	
		Stride length (m)	5.36	6.58	6.82	6.53	6.76	6.76	6.70	6.26	6.43	
		Stride duration (s)	0.409	0.410	0.422	0.419	0.407	0.403	0.408	0.421	0.411	
		Stride efficiency (%)	44.88	67.56	72.69	66.67	71.37	71.47	70.15	61.15	64.70	
		Stride count	37.32	30.42	29.32	30.62	29.59	29.57	29.85	31.97	248.66	

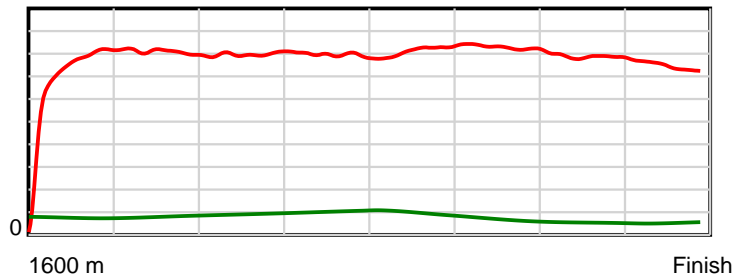
10 m Stride length



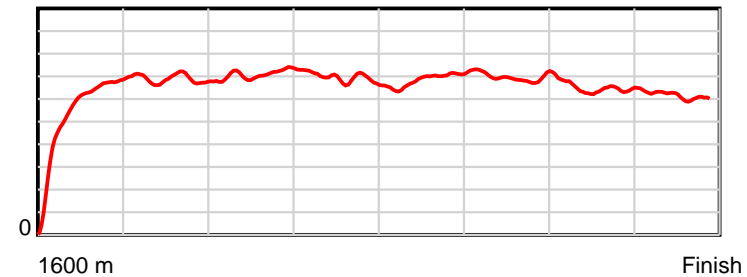
0.6 s Stride duration



20 m/sec Speed



100 % Stride efficiency



Note: Horizontal distance axis grid lines are 200m furlongs.

Disclaimer.

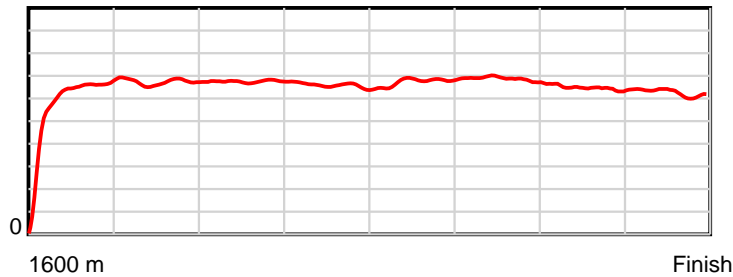
Tasracing Pty Ltd and Thoroughbred Ratings Pty Ltd accepts no responsibility for the completeness or accuracy of any of the information contained herein, and makes no representations about its suitability for any particular purpose. Users should make their own judgements about those matters and/or seek independent advice. You assume all risks associated with use of the data provided on this page.

Race Results

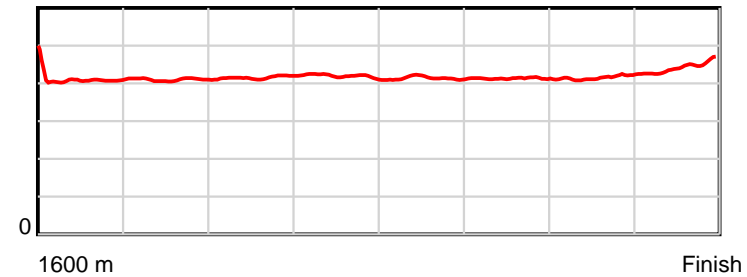
July 19, 2014, Race 2, BM62, Distance 1600m, Mowbray - Offset 7m

Result	TAB no.	Horse (Barrier)	1600 to	1400m to	1200m to	1000m to	800m to	600m to	400m to	200m to	Total or	Margin
5th	7	The Welshman (1)	1400m	1200m	1000m	800m	600m	400m	200m	WP	Average	
		Position in running (margin)	-	1(0.0)	1(0.0)	1(0.0)	1(0.0)	1(0.0)	1(0.0)	3(2.0)		8.20
		Sectional time (s)	14.91	12.37	12.41	13.18	11.98	11.81	12.41	14.27		
		Cumulative time (s)	103.34	88.43	76.06	63.64	50.47	38.49	26.67	14.27	1:43.34	
		Speed (m/s)	13.41	16.17	16.12	15.17	16.69	16.93	16.12	14.02	15.48	
		Stride length (m)	5.56	6.62	6.70	6.36	6.91	6.98	6.67	6.22	6.47	
		Stride duration (s)	0.410	0.410	0.416	0.419	0.414	0.412	0.414	0.443	0.418	
		Stride efficiency (%)	48.36	68.49	70.06	63.19	74.65	76.13	69.62	60.41	65.46	
		Stride count	35.95	30.21	29.87	31.45	28.94	28.65	29.96	32.17	247.20	

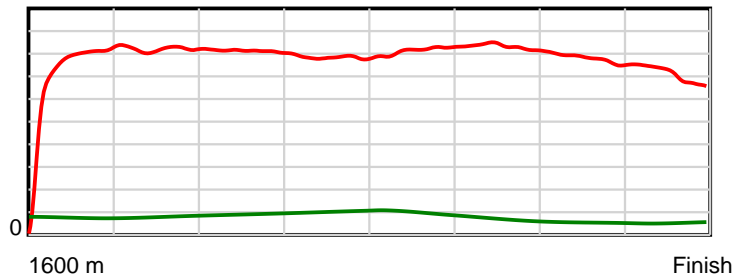
10 m Stride length



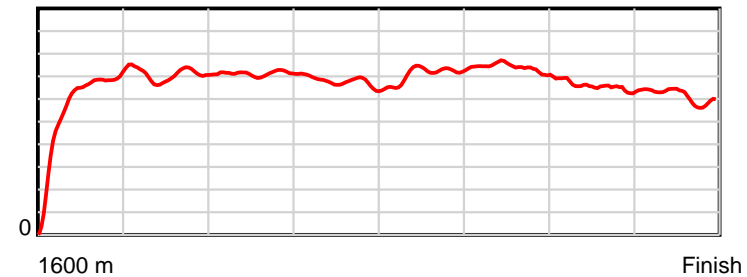
0.6 s Stride duration



20 m/sec Speed



100 % Stride efficiency



Note: Horizontal distance axis grid lines are 200m furlongs.

Disclaimer.

Tasracing Pty Ltd and Thoroughbred Ratings Pty Ltd accepts no responsibility for the completeness or accuracy of any of the information contained herein, and makes no representations about its suitability for any particular purpose. Users should make their own judgements about those matters and/or seek independent advice. You assume all risks associated with use of the data provided on this page.