



Race Results

Tasmanian Turf Club, Launceston, July 19, 2014

Compilation date: July 21, 2014, 3:24:30 PM (EST)

Copyright © 2014 Tasracing Pty Ltd. All rights reserved.

Trademarks.

StrideMASTER is a registered trademark of Thoroughbred Ratings Pty Ltd.

Disclaimer.

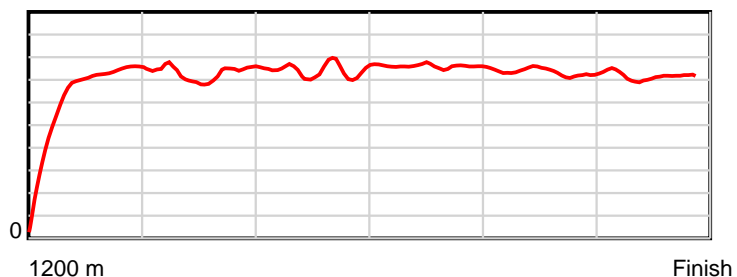
Tasracing Pty Ltd and Thoroughbred Ratings Pty Ltd accepts no responsibility for the completeness or accuracy of any of the information contained herein, and makes no representations about its suitability for any particular purpose. Users should make their own judgements about those matters and/or seek independent advice. You assume all risks associated with use of the data provided on this page.

Race Results

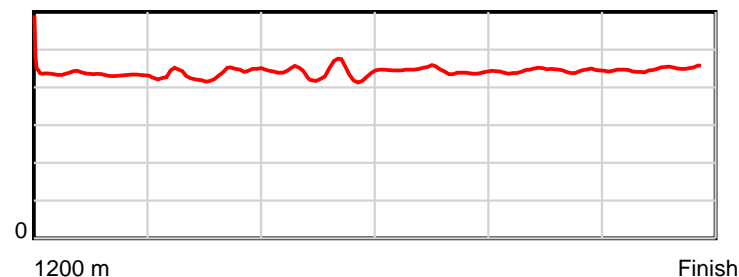
July 19, 2014, Race 5, 2UP MDN-SW, Distance 1200m, Mowbray - Offset 7m

Result	TAB no.	Horse (Barrier)	1200 to	1000m to	800m to	600m to	400m to	200m to	Total or	Margin
1st	3	Lord Farquaad (5)	1000m	800m	600m	400m	200m	WP	Average	
		Position in running (margin)	-	8(0.0)	9(0.0)	7(0.0)	7(0.0)	7(0.0)		0.00
		Sectional time (s)	15.47	11.86	11.99	11.57	12.46	12.25		
		Cumulative time (s)	75.61	60.14	48.28	36.29	24.71	12.25	1:15.61	
		Speed (m/s)	12.93	16.86	16.68	17.29	16.05	16.33	15.87	
		Stride length (m)	5.88	7.05	7.07	7.67	7.11	7.27	6.96	
		Stride duration (s)	0.455	0.418	0.424	0.444	0.443	0.445	0.439	
		Stride efficiency (%)	54.09	77.70	78.08	91.86	79.08	82.57	75.75	
		Stride count	33.99	28.36	28.29	26.09	28.11	27.51	172.35	

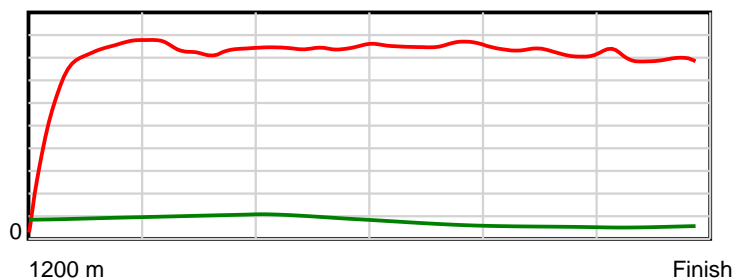
10 m Stride length



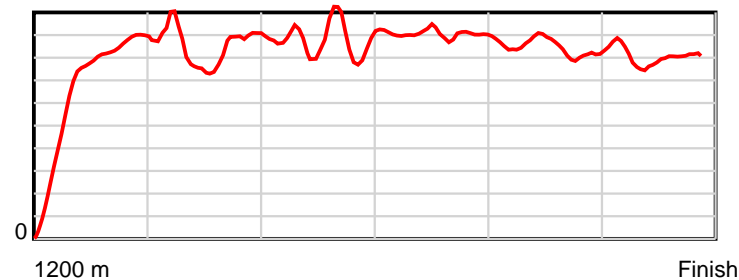
0.6 s Stride duration



20 m/sec Speed



100 % Stride efficiency



Note: Horizontal distance axis grid lines are 200m furlongs.

Disclaimer.

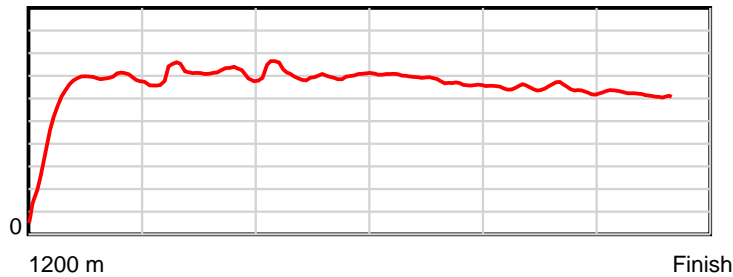
Tasracing Pty Ltd and Thoroughbred Ratings Pty Ltd accepts no responsibility for the completeness or accuracy of any of the information contained herein, and makes no representations about its suitability for any particular purpose. Users should make their own judgements about those matters and/or seek independent advice. You assume all risks associated with use of the data provided on this page.

Race Results

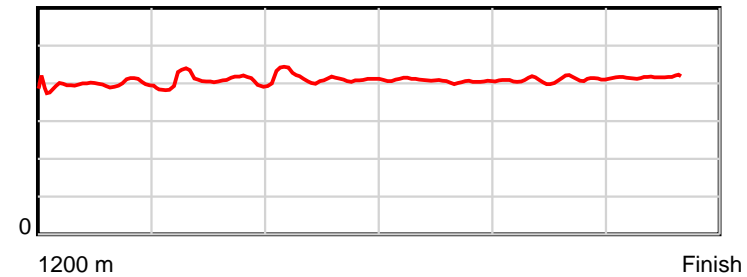
July 19, 2014, Race 5, 2UP MDN-SW, Distance 1200m, Mowbray - Offset 7m

Result	TAB no.	Horse (Barrier)	1200 to	1000m to	800m to	600m to	400m to	200m to	Total or	Margin
2nd	2	Geegee's Clang (12)	1000m	800m	600m	400m	200m	WP	Average	
		Position in running (margin)	-	9(0.0)	6(0.0)	4(0.0)	3(0.0)	5(0.0)		1.30
		Sectional time (s)	15.67	10.80	11.90	11.65	12.78	13.06		
		Cumulative time (s)	75.86	60.19	49.40	37.50	25.84	13.06	1:15.86	
		Speed (m/s)	12.77	18.52	16.81	17.17	15.65	15.31	15.82	
		Stride length (m)	5.07	7.28	6.81	6.98	6.34	6.28	6.37	
		Stride duration (s)	0.402	0.393	0.405	0.407	0.405	0.410	0.403	
		Stride efficiency (%)	40.23	82.76	72.52	76.11	62.90	61.56	63.46	
		Stride count	39.42	27.48	29.36	28.66	31.52	31.86	188.30	

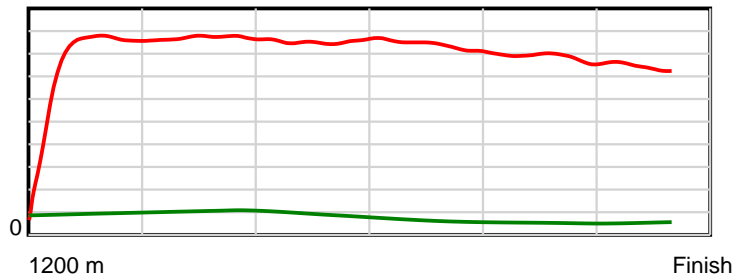
10 m Stride length



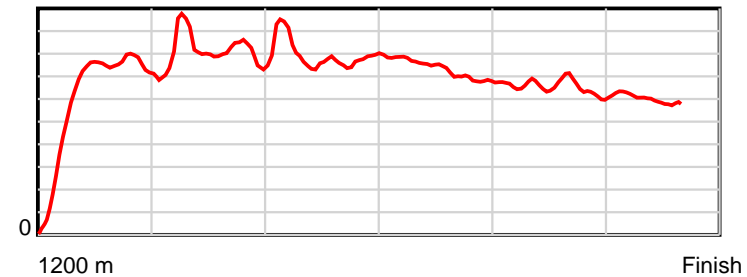
0.6 s Stride duration



20 m/sec Speed



100 % Stride efficiency



Note: Horizontal distance axis grid lines are 200m furlongs.

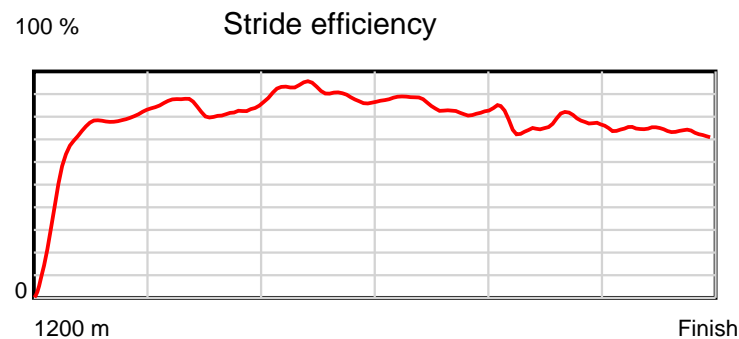
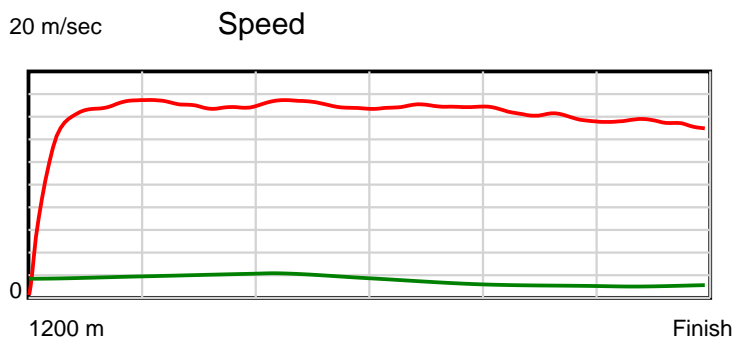
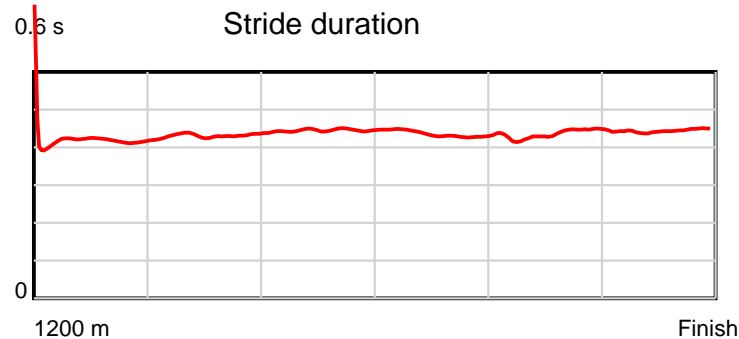
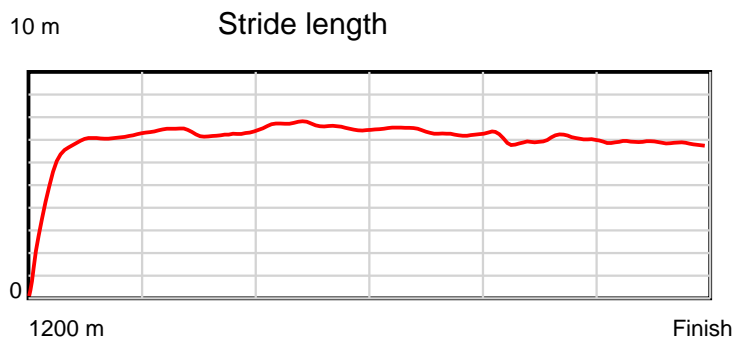
Disclaimer.

Tasracing Pty Ltd and Thoroughbred Ratings Pty Ltd accepts no responsibility for the completeness or accuracy of any of the information contained herein, and makes no representations about its suitability for any particular purpose. Users should make their own judgements about those matters and/or seek independent advice. You assume all risks associated with use of the data provided on this page.

Race Results

July 19, 2014, Race 5, 2UP MDN-SW, Distance 1200m, Mowbray - Offset 7m

Result	TAB no.	Horse (Barrier)	1200 to	1000m to	800m to	600m to	400m to	200m to	Total or	Margin
3rd	1	Dream Roller (8)	1000m	800m	600m	400m	200m	WP	Average	
		Position in running (margin)	-	4(0.0)	4(0.0)	6(0.0)	6(0.0)	4(0.0)		4.60
		Sectional time (s)	15.25	11.95	12.40	11.80	12.35	12.74		
		Cumulative time (s)	76.49	61.24	49.29	36.89	25.09	12.74	1:16.48	
		Speed (m/s)	13.12	16.74	16.13	16.95	16.19	15.70	15.69	
		Stride length (m)	6.04	7.20	7.18	7.35	7.05	6.97	6.94	
		Stride duration (s)	0.436	0.431	0.445	0.434	0.435	0.444	0.442	
		Stride efficiency (%)	56.95	81.11	80.61	84.42	77.60	75.99	75.18	
		Stride count	33.13	27.76	27.85	27.21	28.38	28.68	173.01	



Note: Horizontal distance axis grid lines are 200m furlongs.

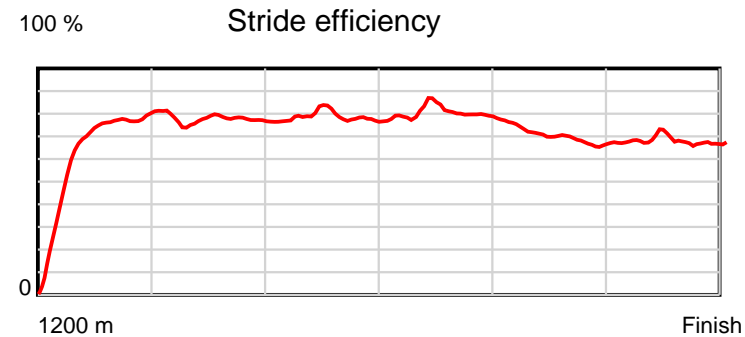
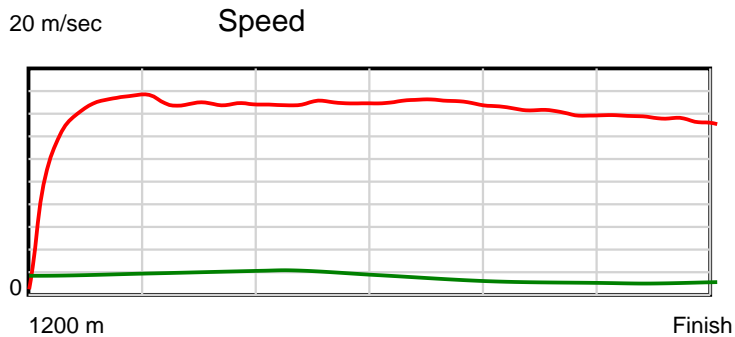
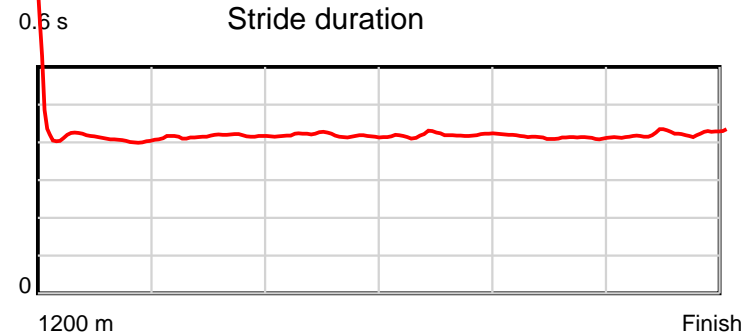
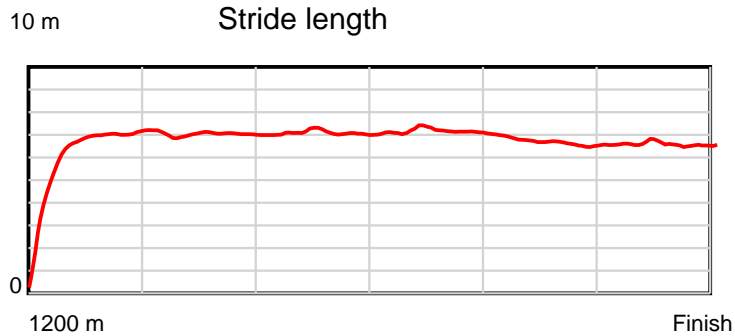
Disclaimer.

Tasracing Pty Ltd and Thoroughbred Ratings Pty Ltd accepts no responsibility for the completeness or accuracy of any of the information contained herein, and makes no representations about its suitability for any particular purpose. Users should make their own judgements about those matters and/or seek independent advice. You assume all risks associated with use of the data provided on this page.

Race Results

July 19, 2014, Race 5, 2UP MDN-SW, Distance 1200m, Mowbray - Offset 7m

Result	TAB no.	Horse (Barrier)	1200 to	1000m to	800m to	600m to	400m to	200m to	Total or	Margin
4th	8	Clamouring (4)	1000m	800m	600m	400m	200m	WP	Average	
		Position in running (margin)	-	5(0.0)	5(0.0)	5(0.0)	5(0.0)	6(0.0)		5.10
		Sectional time (s)	14.96	12.16	12.01	11.85	12.65	12.96		
		Cumulative time (s)	76.59	61.63	49.47	37.47	25.61	12.96	1:16.59	
		Speed (m/s)	13.37	16.45	16.65	16.88	15.81	15.43	15.67	
		Stride length (m)	5.72	6.83	6.96	7.07	6.52	6.54	6.57	
		Stride duration (s)	0.420	0.415	0.418	0.419	0.412	0.424	0.420	
		Stride efficiency (%)	51.18	72.79	75.73	78.02	66.41	66.82	67.52	
		Stride count	34.95	29.30	28.73	28.31	30.68	30.58	182.55	



Note: Horizontal distance axis grid lines are 200m furlongs.

Disclaimer.

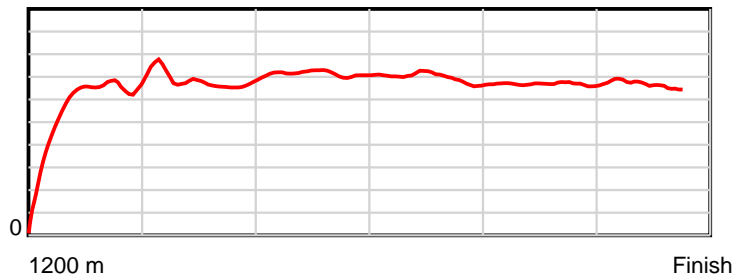
Tasracing Pty Ltd and Thoroughbred Ratings Pty Ltd accepts no responsibility for the completeness or accuracy of any of the information contained herein, and makes no representations about its suitability for any particular purpose. Users should make their own judgements about those matters and/or seek independent advice. You assume all risks associated with use of the data provided on this page.

Race Results

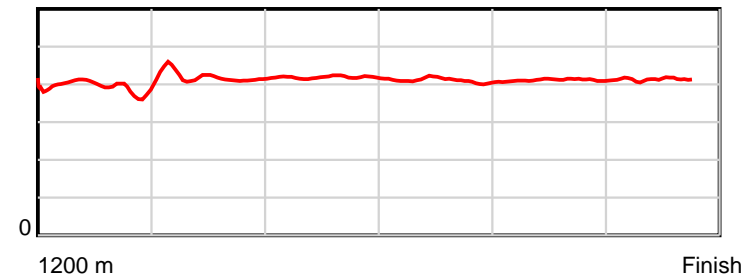
July 19, 2014, Race 5, 2UP MDN-SW, Distance 1200m, Mowbray - Offset 7m

Result	TAB no.	Horse (Barrier)	1200 to	1000m to	800m to	600m to	400m to	200m to	Total or	Margin
5th	9	Military Pass (2)	1000m	800m	600m	400m	200m	WP	Average	
		Position in running (margin)	-	10(0.0)	10(0.0)	11(0.0)	8(0.0)	9(0.0)		5.20
		Sectional time (s)	16.97	11.25	11.85	11.60	12.67	12.28		
		Cumulative time (s)	76.61	59.64	48.39	36.54	24.94	12.28	1:16.61	
		Speed (m/s)	11.79	17.78	16.88	17.24	15.79	16.29	15.66	
		Stride length (m)	4.98	7.43	7.05	7.11	6.47	6.70	6.51	
		Stride duration (s)	0.414	0.418	0.418	0.412	0.410	0.411	0.416	
		Stride efficiency (%)	38.82	86.31	77.76	79.02	65.41	70.10	66.26	
		Stride count	40.13	26.91	28.35	28.12	30.91	29.86	184.28	

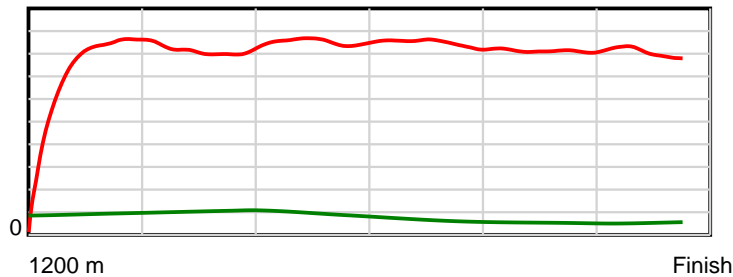
10 m Stride length



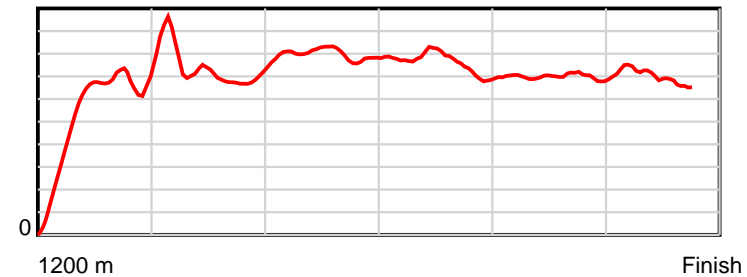
0.6 s Stride duration



20 m/sec Speed



100 % Stride efficiency



Note: Horizontal distance axis grid lines are 200m furlongs.

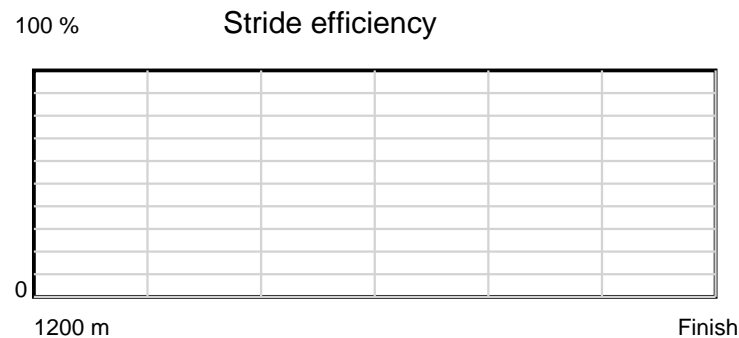
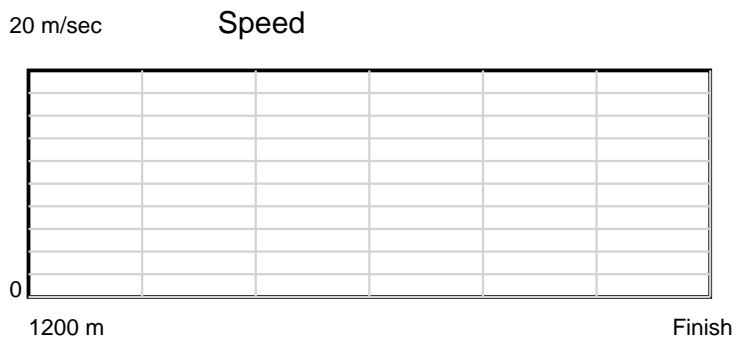
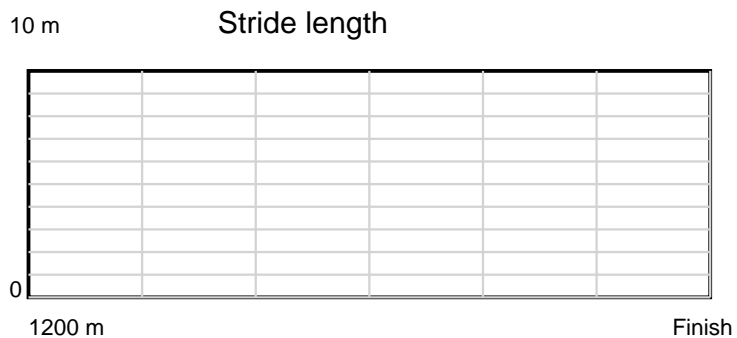
Disclaimer.

Tasracing Pty Ltd and Thoroughbred Ratings Pty Ltd accepts no responsibility for the completeness or accuracy of any of the information contained herein, and makes no representations about its suitability for any particular purpose. Users should make their own judgements about those matters and/or seek independent advice. You assume all risks associated with use of the data provided on this page.

Race Results

July 19, 2014, Race 5, 2UP MDN-SW, Distance 1200m, Mowbray - Offset 7m

Result	TAB no.	Horse (Barrier)	1200 to	1000m to	800m to	600m to	400m to	200m to	Total or	Margin
6th	14	She's Peachy (6)	WP	Average						
		Position in running (margin)		7.50						
		Sectional time (s)								
		Cumulative time (s)	1:17.04							
		Speed (m/s)	15.57							
		Stride length (m)	nan							
		Stride duration (s)	nan							
		Stride efficiency (%)	nan							
		Stride count	0.00							



Note: Horizontal distance axis grid lines are 200m furlongs.

Disclaimer.

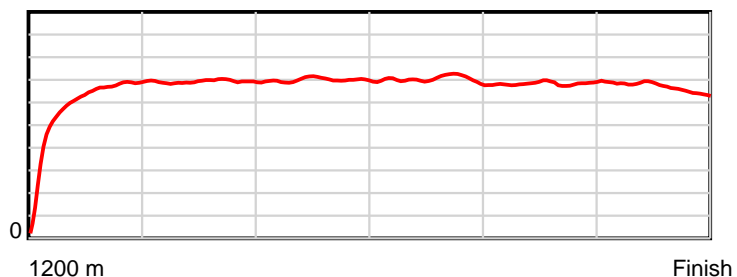
Tasracing Pty Ltd and Thoroughbred Ratings Pty Ltd accepts no responsibility for the completeness or accuracy of any of the information contained herein, and makes no representations about its suitability for any particular purpose. Users should make their own judgements about those matters and/or seek independent advice. You assume all risks associated with use of the data provided on this page.

Race Results

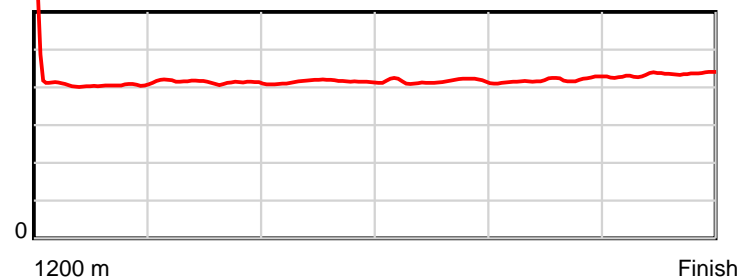
July 19, 2014, Race 5, 2UP MDN-SW, Distance 1200m, Mowbray - Offset 7m

Result	TAB no.	Horse (Barrier)	1200 to	1000m to	800m to	600m to	400m to	200m to	Total or	Margin
7th	15	Lost My Patien... (7)	1000m	800m	600m	400m	200m	WP	Average	
		Position in running (margin)	-	6(0.0)	8(0.0)	10(0.0)	9(0.0)	8(0.0)		9.00
		Sectional time (s)	15.50	12.29	12.30	11.78	12.40	13.07		
		Cumulative time (s)	77.35	61.85	49.55	37.25	25.47	13.07	1:17.34	
		Speed (m/s)	12.90	16.27	16.26	16.98	16.13	15.30	15.51	
		Stride length (m)	5.71	6.73	6.74	7.06	6.77	6.66	6.58	
		Stride duration (s)	0.429	0.414	0.415	0.416	0.420	0.435	0.424	
		Stride efficiency (%)	51.01	70.72	71.08	77.88	71.64	69.36	67.72	
		Stride count	35.01	29.73	29.65	28.33	29.54	30.02	182.28	

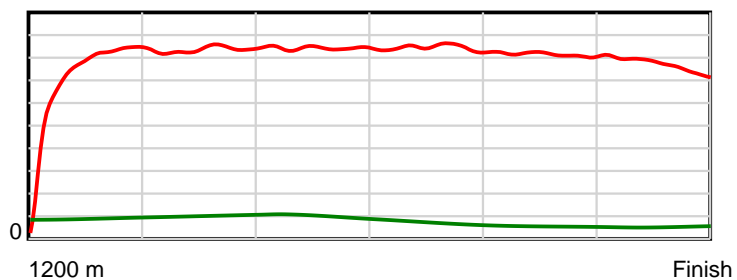
10 m Stride length



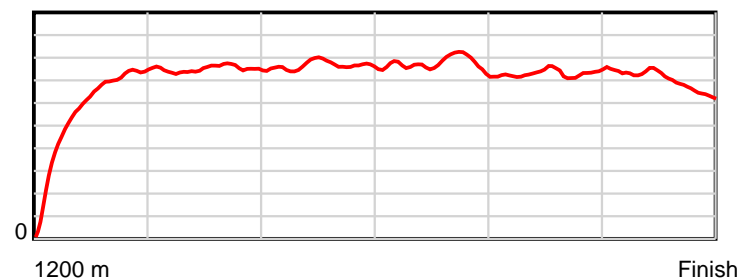
0.6 s Stride duration



20 m/sec Speed



100 % Stride efficiency



Note: Horizontal distance axis grid lines are 200m furlongs.

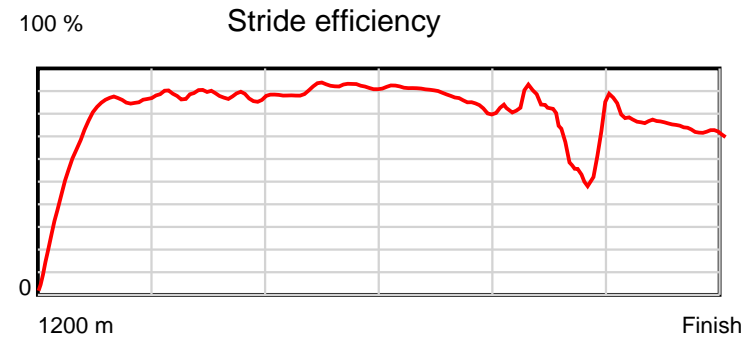
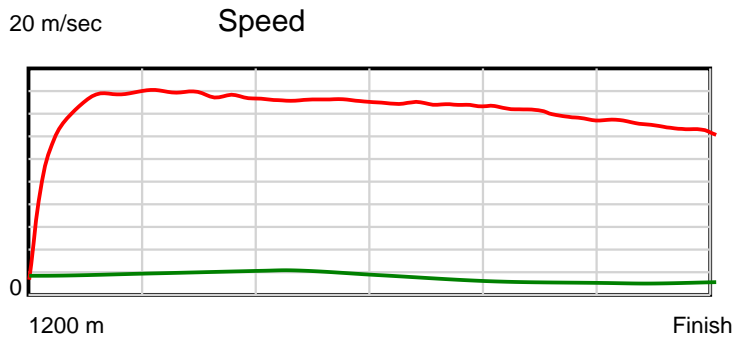
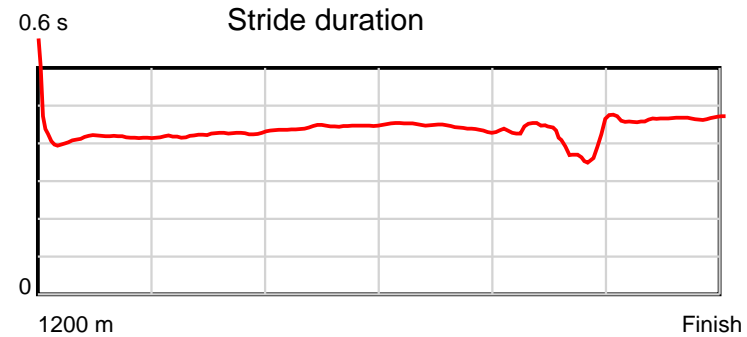
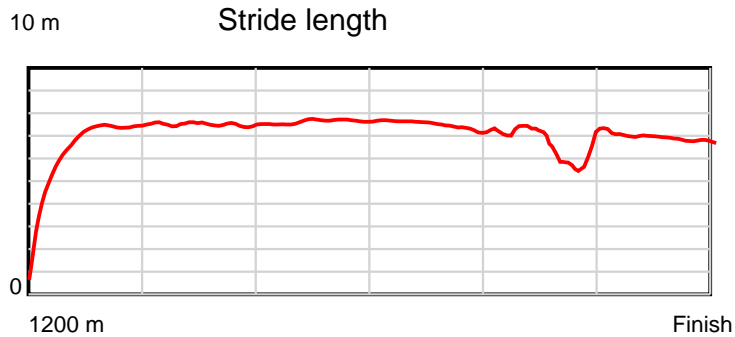
Disclaimer.

Tasracing Pty Ltd and Thoroughbred Ratings Pty Ltd accepts no responsibility for the completeness or accuracy of any of the information contained herein, and makes no representations about its suitability for any particular purpose. Users should make their own judgements about those matters and/or seek independent advice. You assume all risks associated with use of the data provided on this page.

Race Results

July 19, 2014, Race 5, 2UP MDN-SW, Distance 1200m, Mowbray - Offset 7m

Result	TAB no.	Horse (Barrier)	1200 to	1000m to	800m to	600m to	400m to	200m to	Total or	Margin
8th	6	Silver Burndin... (10)	1000m	800m	600m	400m	200m	WP	Average	
		Position in running (margin)	-	2(0.0)	3(0.0)	2(0.0)	2(0.0)	2(0.0)		9.80
		Sectional time (s)	15.08	11.92	11.89	12.03	12.85	13.74		
		Cumulative time (s)	77.51	62.43	50.51	38.62	26.59	13.74	1:17.51	
		Speed (m/s)	13.26	16.78	16.82	16.63	15.56	14.56	15.48	
		Stride length (m)	5.71	7.13	7.49	7.36	6.13	6.77	6.70	
		Stride duration (s)	0.411	0.425	0.445	0.443	0.394	0.465	0.433	
		Stride efficiency (%)	50.94	79.42	87.72	84.67	58.78	71.59	70.15	
		Stride count	35.03	28.05	26.69	27.17	32.61	29.55	179.10	



Note: Horizontal distance axis grid lines are 200m furlongs.

Disclaimer.

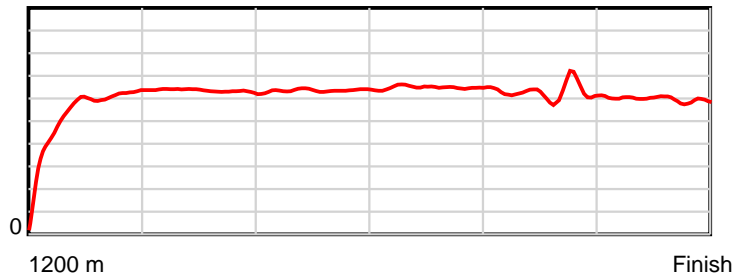
Tasracing Pty Ltd and Thoroughbred Ratings Pty Ltd accepts no responsibility for the completeness or accuracy of any of the information contained herein, and makes no representations about its suitability for any particular purpose. Users should make their own judgements about those matters and/or seek independent advice. You assume all risks associated with use of the data provided on this page.

Race Results

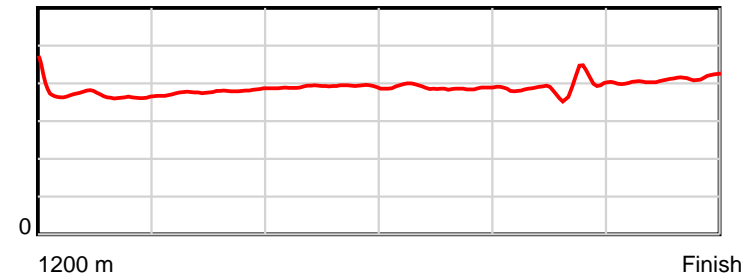
July 19, 2014, Race 5, 2UP MDN-SW, Distance 1200m, Mowbray - Offset 7m

Result	TAB no.	Horse (Barrier)	1200 to	1000m to	800m to	600m to	400m to	200m to	Total or	Margin
9th	16	Divine Archer (1)	1000m	800m	600m	400m	200m	WP	Average	
		Position in running (margin)	-	3(0.0)	2(0.0)	3(0.0)	4(0.0)	3(0.0)		9.90
		Sectional time (s)	15.15	11.72	12.11	12.14	12.65	13.76		
		Cumulative time (s)	77.53	62.38	50.66	38.55	26.41	13.76	1:17.53	
		Speed (m/s)	13.20	17.06	16.52	16.47	15.81	14.53	15.48	
		Stride length (m)	5.19	6.46	6.46	6.40	6.15	6.00	6.08	
		Stride duration (s)	0.372	0.378	0.391	0.389	0.389	0.413	0.393	
		Stride efficiency (%)	42.10	65.13	65.29	64.09	59.17	56.23	57.68	
		Stride count	38.53	30.98	30.94	31.23	32.50	33.34	197.52	

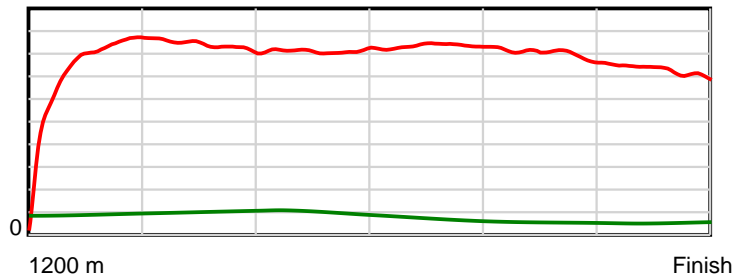
10 m Stride length



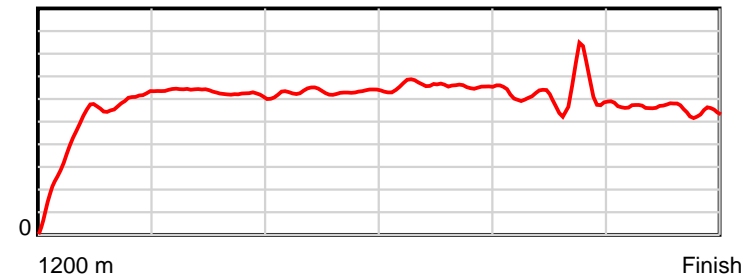
0.6 s Stride duration



20 m/sec Speed



100 % Stride efficiency



Note: Horizontal distance axis grid lines are 200m furlongs.

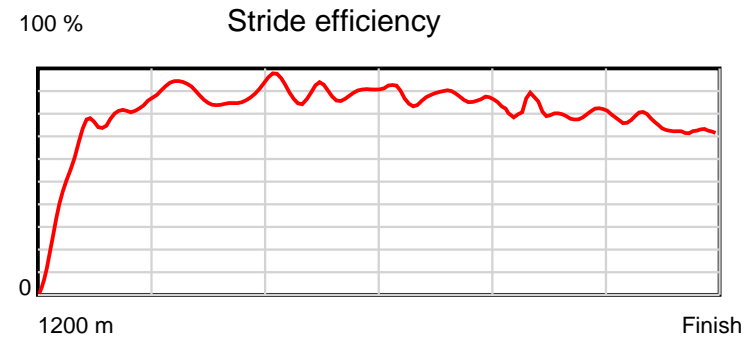
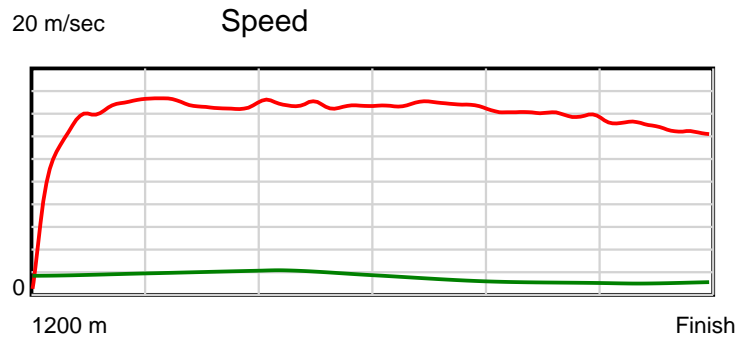
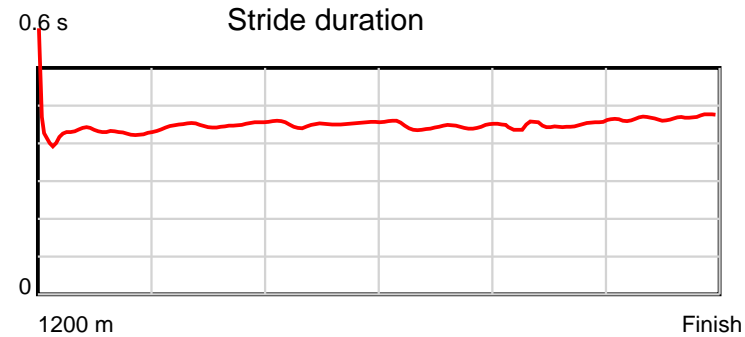
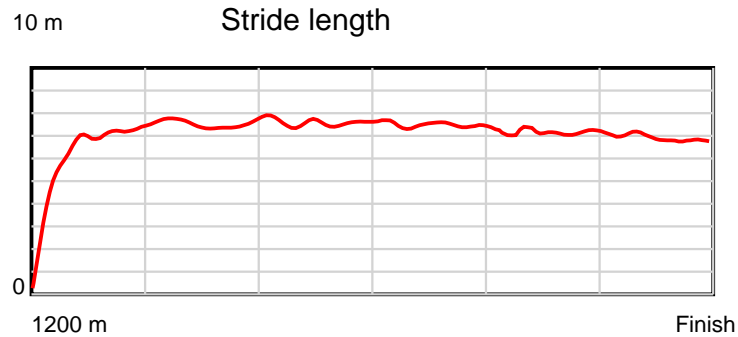
Disclaimer.

Tasracing Pty Ltd and Thoroughbred Ratings Pty Ltd accepts no responsibility for the completeness or accuracy of any of the information contained herein, and makes no representations about its suitability for any particular purpose. Users should make their own judgements about those matters and/or seek independent advice. You assume all risks associated with use of the data provided on this page.

Race Results

July 19, 2014, Race 5, 2UP MDN-SW, Distance 1200m, Mowbray - Offset 7m

Result	TAB no.	Horse (Barrier)	1200 to	1000m to	800m to	600m to	400m to	200m to	Total or	Margin
10th	4	Positive Strat... (3)	1000m	800m	600m	400m	200m	WP	Average	
		Position in running (margin)	-	7(0.0)	7(0.0)	9(0.0)	10(0.0)	10(0.0)		14.70
		Sectional time (s)	16.02	11.70	12.41	11.98	12.85	13.52		
		Cumulative time (s)	78.49	62.47	50.77	38.35	26.38	13.52	1:18.48	
		Speed (m/s)	12.48	17.09	16.12	16.69	15.56	14.79	15.29	
		Stride length (m)	5.66	7.69	7.28	7.43	6.89	6.92	6.91	
		Stride duration (s)	0.427	0.450	0.452	0.445	0.443	0.468	0.452	
		Stride efficiency (%)	50.04	92.30	82.92	86.24	74.22	74.75	74.60	
		Stride count	35.34	26.02	27.46	26.92	29.02	28.92	173.68	



Note: Horizontal distance axis grid lines are 200m furlongs.

Disclaimer.

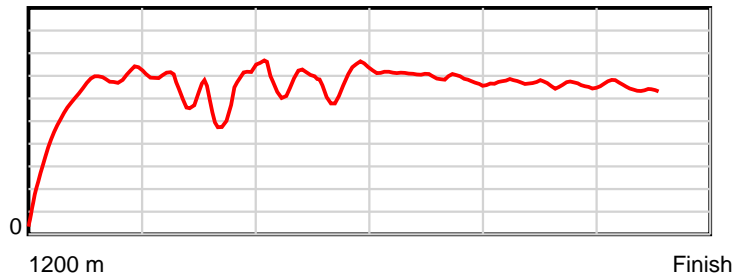
Tasracing Pty Ltd and Thoroughbred Ratings Pty Ltd accepts no responsibility for the completeness or accuracy of any of the information contained herein, and makes no representations about its suitability for any particular purpose. Users should make their own judgements about those matters and/or seek independent advice. You assume all risks associated with use of the data provided on this page.

Race Results

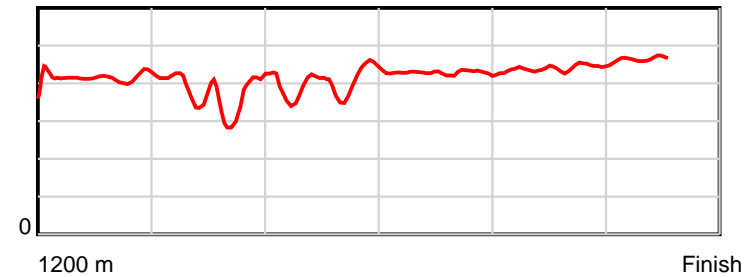
July 19, 2014, Race 5, 2UP MDN-SW, Distance 1200m, Mowbray - Offset 7m

Result	TAB no.	Horse (Barrier)	1200 to	1000m to	800m to	600m to	400m to	200m to	Total or	Margin
11th	11	Nicole's Quest (9)	1000m	800m	600m	400m	200m	WP	Average	
		Position in running (margin)	-	12(0.0)	11(0.0)	8(0.0)	11(0.0)	11(0.0)		19.70
		Sectional time (s)	19.06	10.46	11.13	12.12	12.96	13.81		
		Cumulative time (s)	79.53	60.47	50.01	38.88	26.76	13.81	1:19.53	
		Speed (m/s)	10.50	19.12	17.97	16.50	15.43	14.48	15.09	
		Stride length (m)	4.77	7.26	6.52	6.86	6.66	6.62	6.33	
		Stride duration (s)	0.420	0.380	0.363	0.416	0.431	0.457	0.420	
		Stride efficiency (%)	35.58	82.31	66.52	73.54	69.29	68.47	62.66	
		Stride count	41.91	27.56	30.65	29.15	30.03	30.21	189.51	

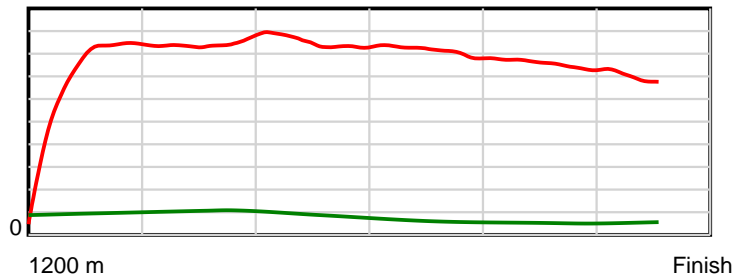
10 m Stride length



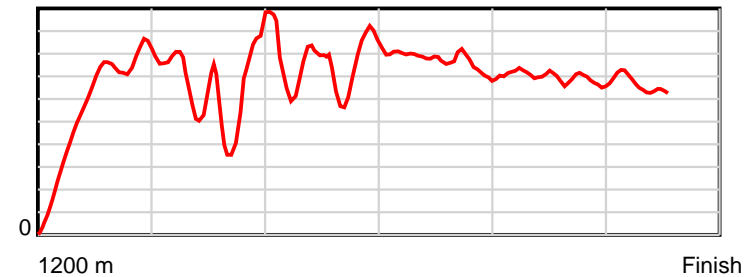
0.6 s Stride duration



20 m/sec Speed



100 % Stride efficiency



Note: Horizontal distance axis grid lines are 200m furlongs.

Disclaimer.

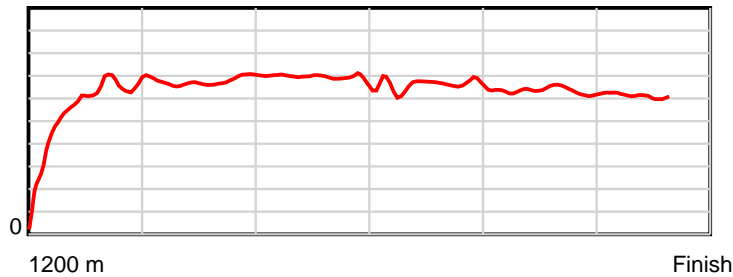
Tasracing Pty Ltd and Thoroughbred Ratings Pty Ltd accepts no responsibility for the completeness or accuracy of any of the information contained herein, and makes no representations about its suitability for any particular purpose. Users should make their own judgements about those matters and/or seek independent advice. You assume all risks associated with use of the data provided on this page.

Race Results

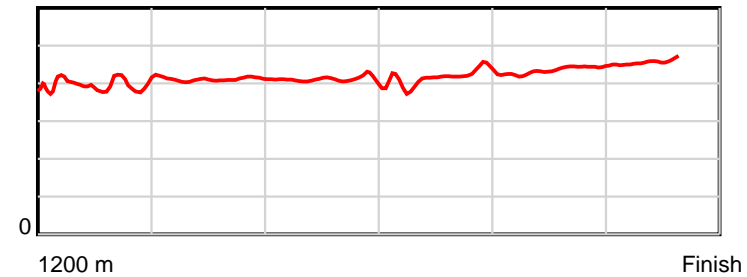
July 19, 2014, Race 5, 2UP MDN-SW, Distance 1200m, Mowbray - Offset 7m

Result	TAB no.	Horse (Barrier)	1200 to	1000m to	800m to	600m to	400m to	200m to	Total or	Margin
12th	7	Zagan (11)	1000m	800m	600m	400m	200m	WP	Average	
		Position in running (margin)	-	11(0.0)	12(0.0)	12(0.0)	12(0.0)	12(0.0)		30.00
		Sectional time (s)	19.07	11.40	11.39	12.26	13.34	14.27		
		Cumulative time (s)	81.74	62.67	51.26	39.88	27.61	14.27	1:21.73	
		Speed (m/s)	10.49	17.54	17.56	16.31	14.99	14.02	14.68	
		Stride length (m)	4.62	7.06	7.21	6.61	6.48	6.35	6.25	
		Stride duration (s)	0.396	0.403	0.410	0.405	0.432	0.453	0.426	
		Stride efficiency (%)	33.41	77.98	81.14	68.31	65.66	63.02	61.10	
		Stride count	43.26	28.31	27.75	30.25	30.85	31.49	191.91	

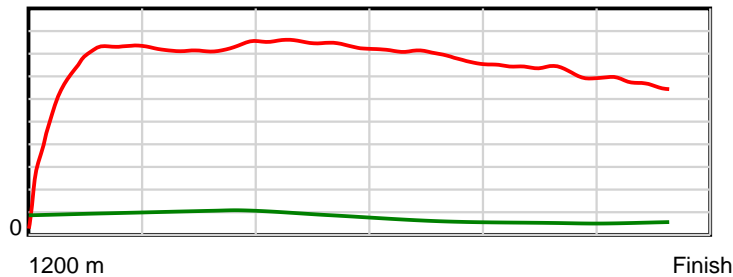
10 m Stride length



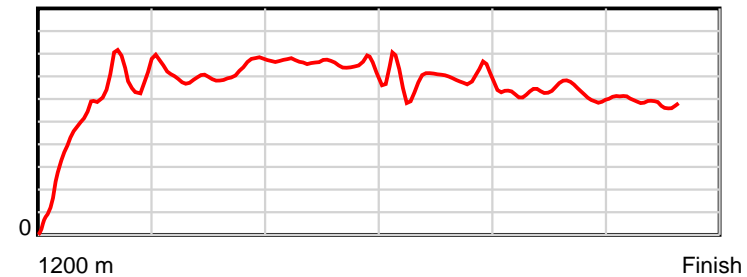
0.6 s Stride duration



20 m/sec Speed



100 % Stride efficiency



Note: Horizontal distance axis grid lines are 200m furlongs.

Disclaimer.

Tasracing Pty Ltd and Thoroughbred Ratings Pty Ltd accepts no responsibility for the completeness or accuracy of any of the information contained herein, and makes no representations about its suitability for any particular purpose. Users should make their own judgements about those matters and/or seek independent advice. You assume all risks associated with use of the data provided on this page.