



## Race Results

Tasmanian Turf Club, Launceston, July 19, 2014

Compilation date: July 21, 2014, 3:26:29 PM (EST)

Copyright © 2014 Tasracing Pty Ltd. All rights reserved.

### Trademarks.

StrideMASTER is a registered trademark of Thoroughbred Ratings Pty Ltd.

### Disclaimer.

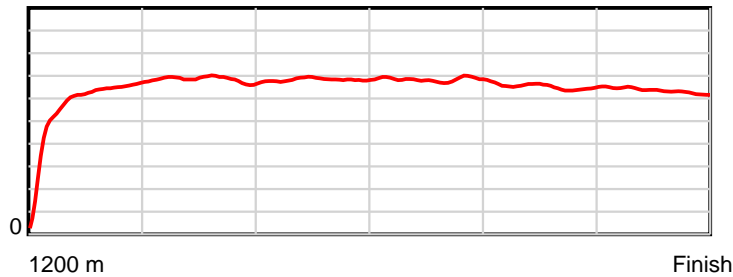
Tasracing Pty Ltd and Thoroughbred Ratings Pty Ltd accepts no responsibility for the completeness or accuracy of any of the information contained herein, and makes no representations about its suitability for any particular purpose. Users should make their own judgements about those matters and/or seek independent advice. You assume all risks associated with use of the data provided on this page.

# Race Results

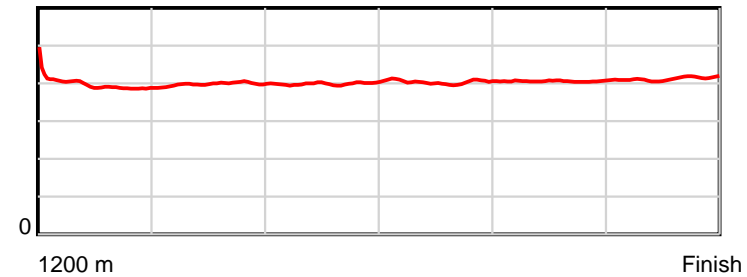
July 19, 2014, Race 7, BM68, Distance 1200m, Mowbray - Offset 7m

Result	TAB no.	Horse (Barrier)	1200 to	1000m to	800m to	600m to	400m to	200m to	Total or	Margin
1st	8	<b>Volcanic Sky (2)</b>	<b>1000m</b>	<b>800m</b>	<b>600m</b>	<b>400m</b>	<b>200m</b>	<b>WP</b>	<b>Average</b>	
		Position in running (margin)	-	2(0.3)	1(0.0)	1(0.0)	1(0.0)	1(0.0)		0.00
		Sectional time (s)	14.80	11.93	11.85	11.73	12.57	12.86		
		Cumulative time (s)	75.74	60.94	49.01	37.17	25.43	12.86	1:15.73	
		Speed (m/s)	13.51	16.76	16.88	17.05	15.91	15.55	15.84	
		Stride length (m)	5.45	6.68	6.73	6.87	6.46	6.42	6.40	
		Stride duration (s)	0.403	0.398	0.399	0.403	0.406	0.413	0.404	
		Stride efficiency (%)	46.44	69.66	70.87	73.74	65.12	64.48	63.96	
		Stride count	36.69	29.95	29.70	29.11	30.98	31.14	187.57	

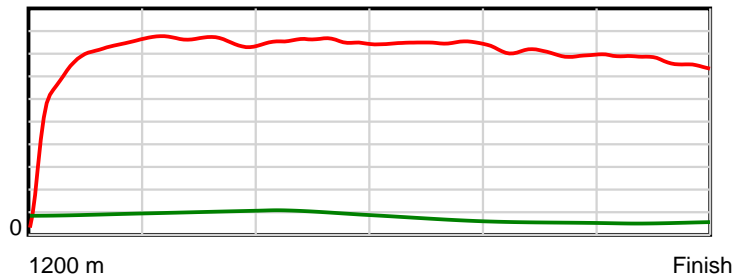
10 m Stride length



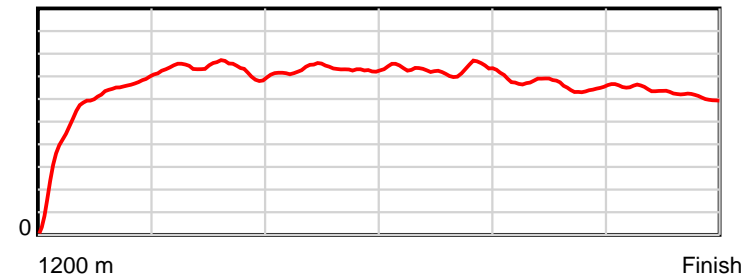
0.6 s Stride duration



20 m/sec Speed



100 % Stride efficiency



Note: Horizontal distance axis grid lines are 200m furlongs.

**Disclaimer.**

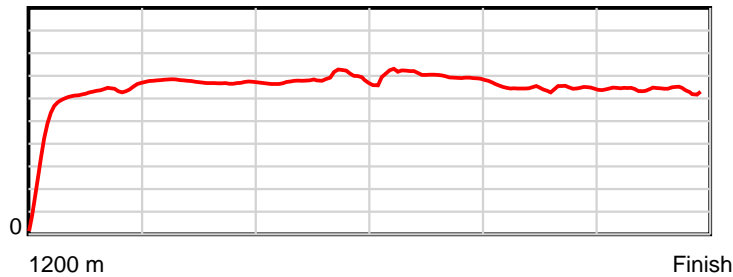
Tasracing Pty Ltd and Thoroughbred Ratings Pty Ltd accepts no responsibility for the completeness or accuracy of any of the information contained herein, and makes no representations about its suitability for any particular purpose. Users should make their own judgements about those matters and/or seek independent advice. You assume all risks associated with use of the data provided on this page.

# Race Results

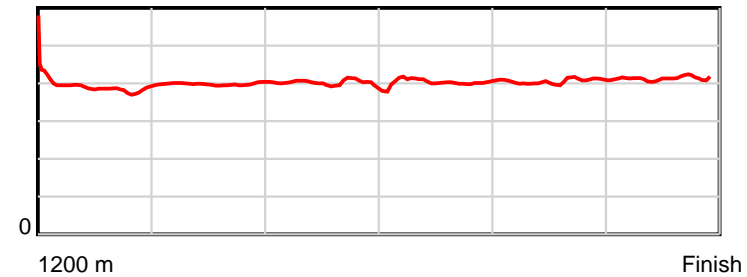
July 19, 2014, Race 7, BM68, Distance 1200m, Mowbray - Offset 7m

Result	TAB no.	Horse (Barrier)	1200 to	1000m to	800m to	600m to	400m to	200m to	Total or	Margin
2nd	6	<b>Pinks a Legend (1)</b>	<b>1000m</b>	<b>800m</b>	<b>600m</b>	<b>400m</b>	<b>200m</b>	<b>WP</b>	<b>Average</b>	
		Position in running (margin)	-	3(5.2)	4(3.5)	5(3.3)	2(1.5)	3(2.6)		1.30
		Sectional time (s)	15.58	11.71	11.81	11.45	12.74	12.70		
		Cumulative time (s)	75.99	60.41	48.70	36.89	25.44	12.70	1:15.98	
		Speed (m/s)	12.84	17.08	16.93	17.47	15.70	15.75	15.79	
		Stride length (m)	5.36	6.81	6.73	6.86	6.32	6.45	6.38	
		Stride duration (s)	0.416	0.398	0.397	0.393	0.403	0.409	0.404	
		Stride efficiency (%)	44.95	72.38	70.70	73.56	62.39	64.97	63.51	
		Stride count	37.29	29.39	29.73	29.15	31.65	31.02	188.23	

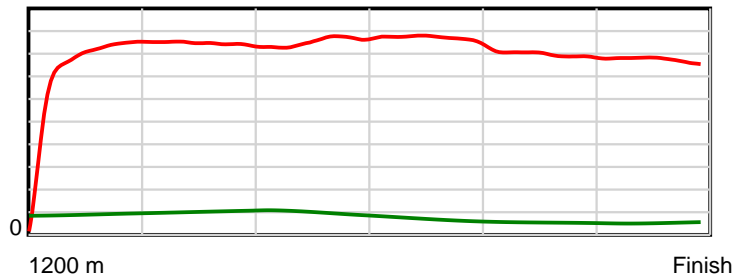
10 m Stride length



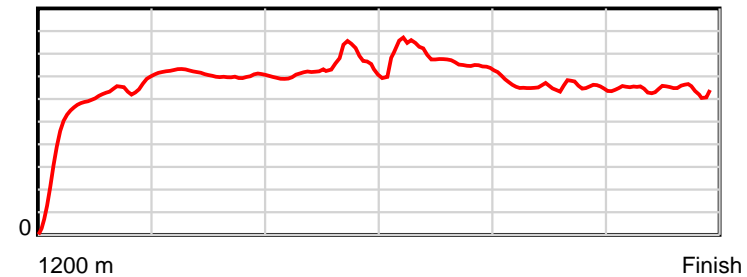
0.6 s Stride duration



20 m/sec Speed



100 % Stride efficiency



Note: Horizontal distance axis grid lines are 200m furlongs.

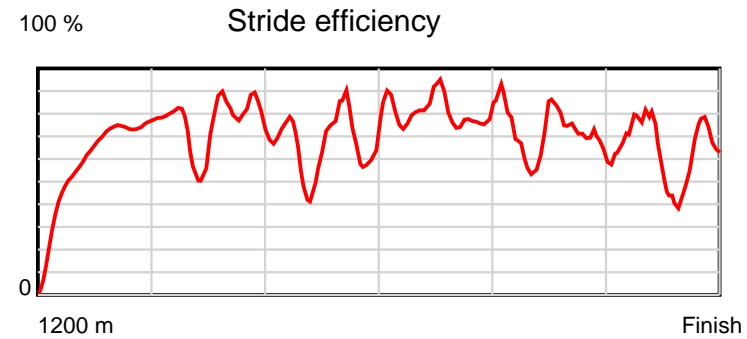
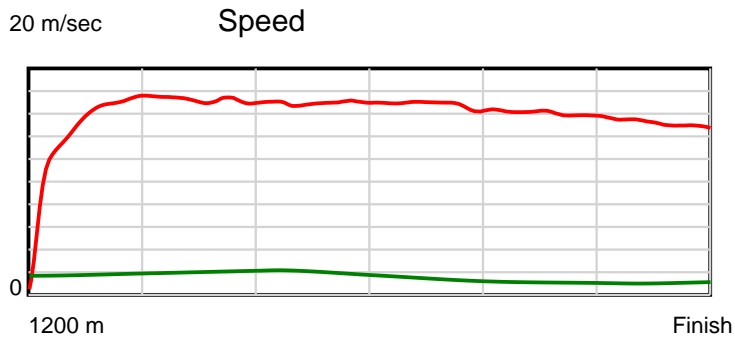
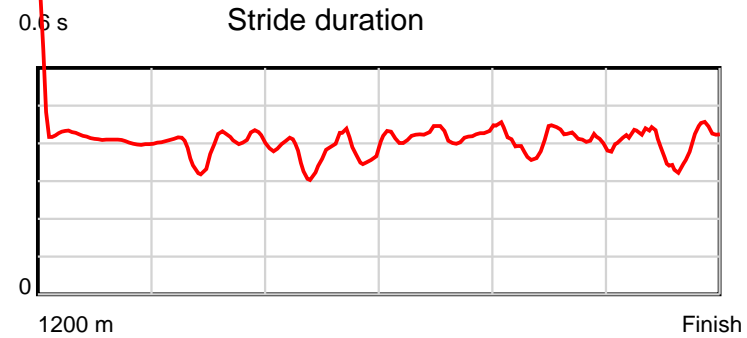
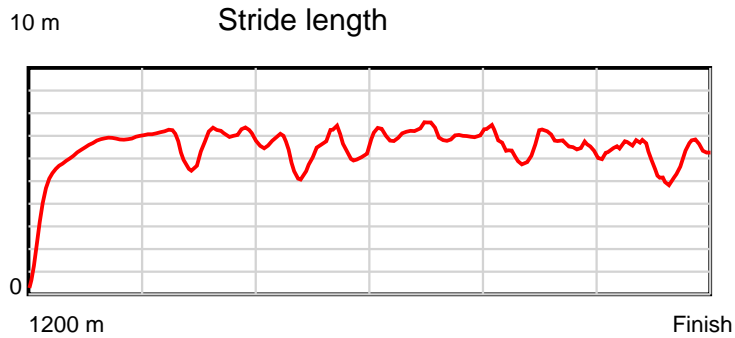
## Disclaimer.

Tasracing Pty Ltd and Thoroughbred Ratings Pty Ltd accepts no responsibility for the completeness or accuracy of any of the information contained herein, and makes no representations about its suitability for any particular purpose. Users should make their own judgements about those matters and/or seek independent advice. You assume all risks associated with use of the data provided on this page.

# Race Results

July 19, 2014, Race 7, BM68, Distance 1200m, Mowbray - Offset 7m

Result	TAB no.	Horse (Barrier)	1200 to	1000m to	800m to	600m to	400m to	200m to	Total or	Margin
3rd	1	Tuktoyaktuk (5)	1000m	800m	600m	400m	200m	WP	Average	
		Position in running (margin)	-	1(0.0)	2(0.5)	2(2.0)	4(1.9)	2(2.0)		3.80
		Sectional time (s)	14.85	12.06	12.10	11.73	12.58	13.15		
		Cumulative time (s)	76.47	61.62	49.55	37.45	25.73	13.15	1:16.47	
		Speed (m/s)	13.47	16.58	16.53	17.05	15.90	15.21	15.69	
		Stride length (m)	5.90	6.17	6.00	7.06	5.93	5.56	6.07	
		Stride duration (s)	0.434	0.372	0.363	0.414	0.373	0.366	0.387	
		Stride efficiency (%)	54.32	59.42	56.23	77.93	54.90	48.36	57.57	
		Stride count	33.92	32.43	33.34	28.32	33.74	35.95	197.70	



Note: Horizontal distance axis grid lines are 200m furlongs.

**Disclaimer.**

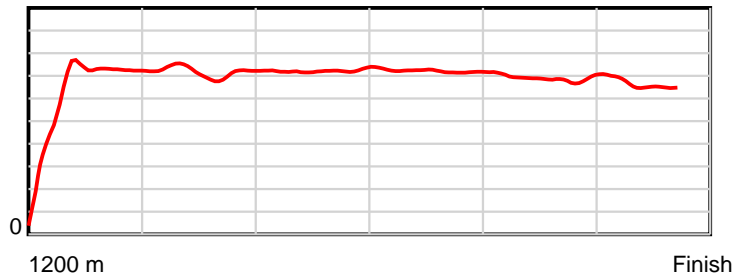
Tasracing Pty Ltd and Thoroughbred Ratings Pty Ltd accepts no responsibility for the completeness or accuracy of any of the information contained herein, and makes no representations about its suitability for any particular purpose. Users should make their own judgements about those matters and/or seek independent advice. You assume all risks associated with use of the data provided on this page.

# Race Results

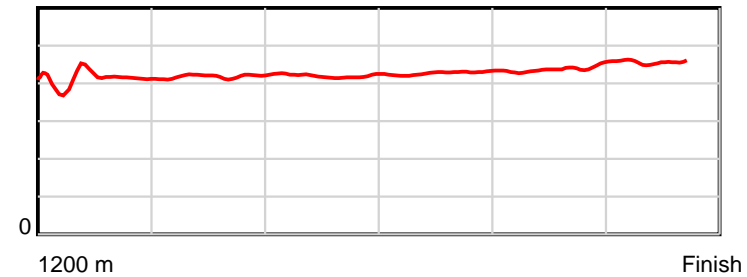
July 19, 2014, Race 7, BM68, Distance 1200m, Mowbray - Offset 7m

Result	TAB no.	Horse (Barrier)	1200 to	1000m to	800m to	600m to	400m to	200m to	Total or	Margin
4th	2	Liluka Belle (3)	1000m	800m	600m	400m	200m	WP	Average	
		Position in running (margin)	-	4(7.6)	3(3.0)	3(2.6)	3(1.7)	4(3.0)		7.30
		Sectional time (s)	16.25	11.22	11.79	11.57	12.79	13.54		
		Cumulative time (s)	77.15	60.90	49.69	37.90	26.33	13.54	1:17.15	
		Speed (m/s)	12.31	17.83	16.96	17.29	15.64	14.77	15.55	
		Stride length (m)	5.37	7.42	7.13	7.34	6.77	6.73	6.71	
		Stride duration (s)	0.420	0.416	0.420	0.425	0.433	0.456	0.432	
		Stride efficiency (%)	45.13	85.99	79.36	84.24	71.65	70.80	70.44	
		Stride count	37.22	26.96	28.06	27.24	29.54	29.71	178.73	

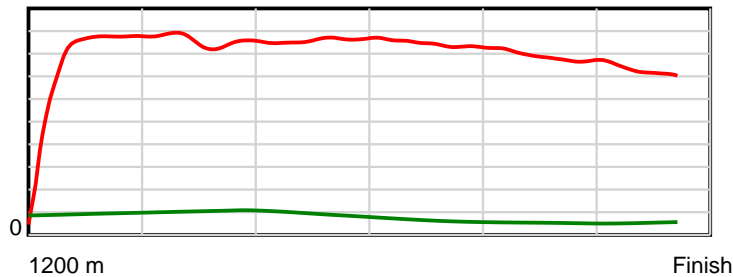
10 m Stride length



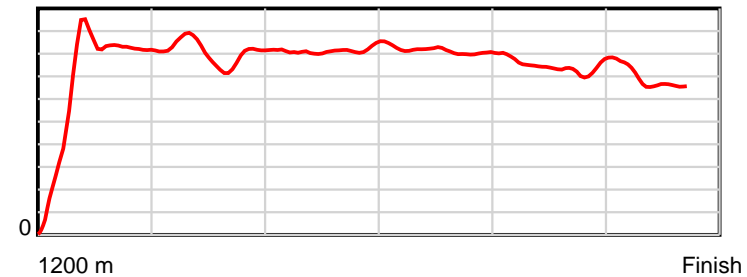
0.6 s Stride duration



20 m/sec Speed



100 % Stride efficiency



Note: Horizontal distance axis grid lines are 200m furlongs.

## Disclaimer.

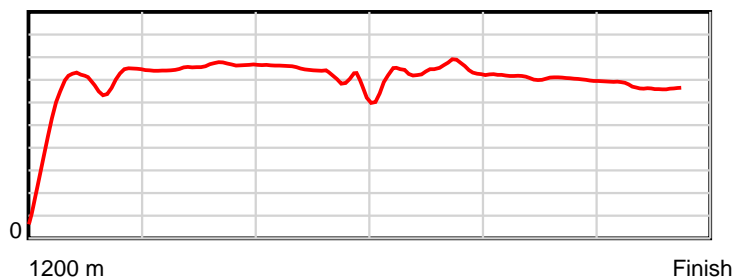
Tasracing Pty Ltd and Thoroughbred Ratings Pty Ltd accepts no responsibility for the completeness or accuracy of any of the information contained herein, and makes no representations about its suitability for any particular purpose. Users should make their own judgements about those matters and/or seek independent advice. You assume all risks associated with use of the data provided on this page.

# Race Results

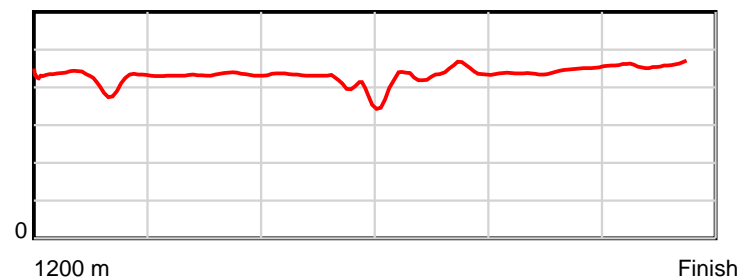
July 19, 2014, Race 7, BM68, Distance 1200m, Mowbray - Offset 7m

Result	TAB no.	Horse (Barrier)	1200 to	1000m to	800m to	600m to	400m to	200m to	Total or	Margin
5th	5	Darchill (4)	1000m	800m	600m	400m	200m	WP	Average	
		Position in running (margin)	-	5(11.8)	5(4.1)	4(3.2)	5(2.7)	5(3.6)		8.30
		Sectional time (s)	16.94	10.71	11.70	11.64	12.72	13.63		
		Cumulative time (s)	77.34	60.40	49.69	37.99	26.35	13.63	1:17.34	
		Speed (m/s)	11.80	18.67	17.09	17.18	15.72	14.67	15.51	
		Stride length (m)	5.71	8.09	7.24	7.09	6.91	6.73	6.89	
		Stride duration (s)	0.472	0.433	0.423	0.413	0.439	0.459	0.444	
		Stride efficiency (%)	51.01	102.15	81.83	78.61	74.60	70.85	74.13	
		Stride count	35.00	24.74	27.64	28.20	28.95	29.70	174.23	

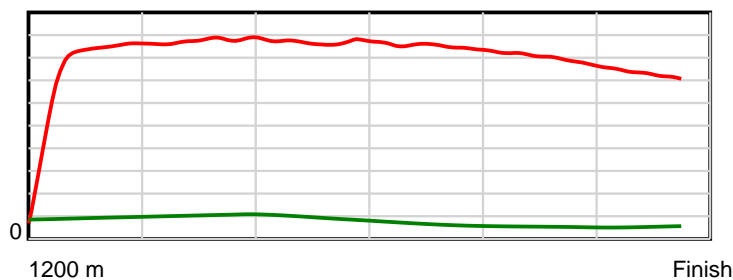
10 m Stride length



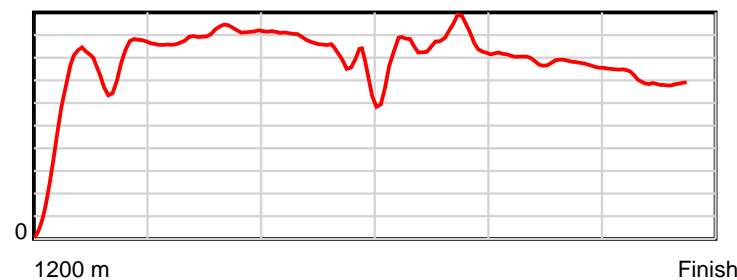
0.6 s Stride duration



20 m/sec Speed



100 % Stride efficiency



Note: Horizontal distance axis grid lines are 200m furlongs.

## Disclaimer.

Tasracing Pty Ltd and Thoroughbred Ratings Pty Ltd accepts no responsibility for the completeness or accuracy of any of the information contained herein, and makes no representations about its suitability for any particular purpose. Users should make their own judgements about those matters and/or seek independent advice. You assume all risks associated with use of the data provided on this page.