



Race Results

Tasmanian Turf Club, Launceston, July 27, 2014

Compilation date: July 28, 2014, 11:30:33 AM (EST)

Copyright © 2014 Tasracing Pty Ltd. All rights reserved.

Trademarks.

StrideMASTER is a registered trademark of Thoroughbred Ratings Pty Ltd.

Disclaimer.

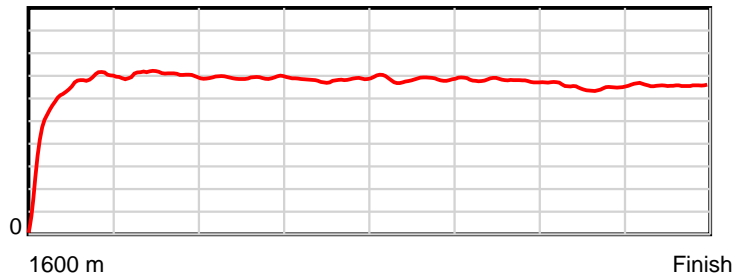
Tasracing Pty Ltd and Thoroughbred Ratings Pty Ltd accepts no responsibility for the completeness or accuracy of any of the information contained herein, and makes no representations about its suitability for any particular purpose. Users should make their own judgements about those matters and/or seek independent advice. You assume all risks associated with use of the data provided on this page.

Race Results

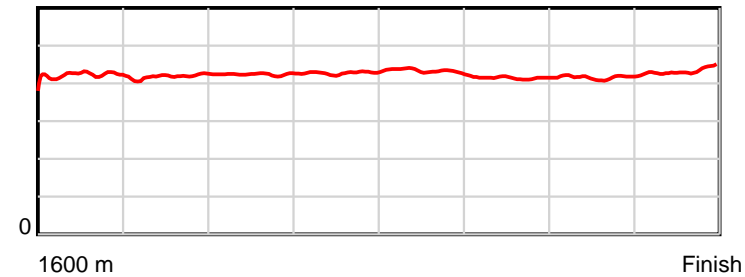
July 27, 2014, Race 4, MDN/CL1-SW, Distance 1600m, Mowbray - Offset 4m

Result	TAB no.	Horse (Barrier)	1600 to	1400m to	1200m to	1000m to	800m to	600m to	400m to	200m to	Total or	Margin
1st	3	Zabibo (2)	1400m	1200m	1000m	800m	600m	400m	200m	WP	Average	
		Position in running (margin)	-	11(3.2)	7(2.2)	5(2.6)	4(2.5)	2(1.2)	1(0.0)	1(0.0)		0.00
		Sectional time (s)	14.65	11.54	12.22	12.76	13.03	12.09	13.32	13.23		
		Cumulative time (s)	102.84	88.19	76.65	64.43	51.67	38.64	26.55	13.23	1:42.84	
		Speed (m/s)	13.65	17.33	16.37	15.67	15.35	16.54	15.02	15.12	15.56	
		Stride length (m)	5.64	7.23	6.94	6.69	6.65	6.85	6.24	6.57	6.57	
		Stride duration (s)	0.413	0.417	0.424	0.427	0.434	0.414	0.416	0.434	0.422	
		Stride efficiency (%)	49.63	81.64	75.36	69.91	69.20	73.36	60.86	67.43	67.41	
		Stride count	35.49	27.67	28.80	29.90	30.05	29.19	32.05	30.45	243.60	

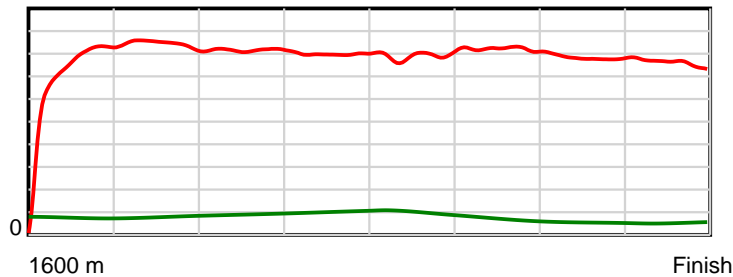
10 m Stride length



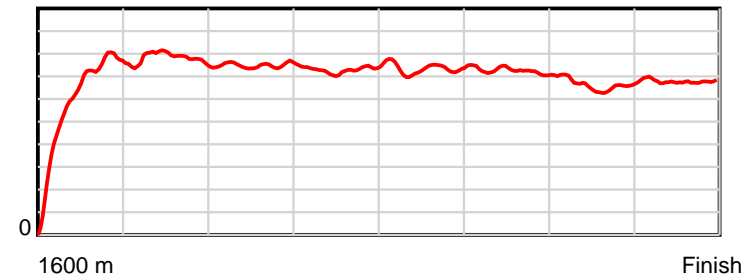
0.6 s Stride duration



20 m/sec Speed



100 % Stride efficiency



Note: Horizontal distance axis grid lines are 200m furlongs.

Disclaimer.

Tasracing Pty Ltd and Thoroughbred Ratings Pty Ltd accepts no responsibility for the completeness or accuracy of any of the information contained herein, and makes no representations about its suitability for any particular purpose. Users should make their own judgements about those matters and/or seek independent advice. You assume all risks associated with use of the data provided on this page.

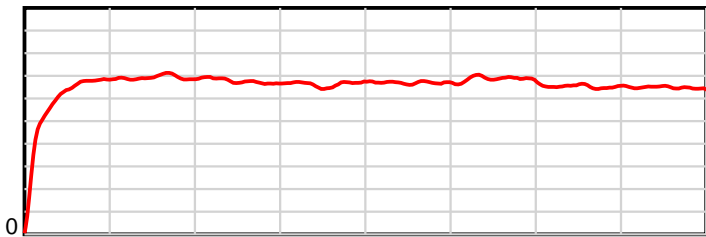
Race Results

July 27, 2014, Race 4, MDN/CL1-SW, Distance 1600m, Mowbray - Offset 4m

Result	TAB no.	Horse (Barrier)	1600 to	1400m to	1200m to	1000m to	800m to	600m to	400m to	200m to	Total or	Margin
2nd	14	Weekend Winner (5)	1400m	1200m	1000m	800m	600m	400m	200m	WP	Average	
		Position in running (margin)	-	8(2.2)	8(2.4)	9(3.9)	8(4.1)	8(4.6)	9(3.6)	3(4.6)		2.50
		Sectional time (s)	14.58	11.73	12.40	12.80	13.35	12.11	13.50	12.86		
		Cumulative time (s)	103.32	88.74	77.01	64.61	51.82	38.47	26.35	12.86	1:43.31	
		Speed (m/s)	13.71	17.05	16.13	15.62	14.98	16.52	14.81	15.55	15.49	
		Stride length (m)	5.76	6.98	6.72	6.50	6.26	6.88	6.09	6.44	6.43	
		Stride duration (s)	0.419	0.409	0.417	0.416	0.417	0.417	0.411	0.414	0.415	
		Stride efficiency (%)	51.90	76.03	70.54	65.99	61.14	73.99	57.91	64.74	64.59	
		Stride count	34.70	28.67	29.77	30.78	31.97	29.06	32.85	31.07	248.87	

10 m

Stride length

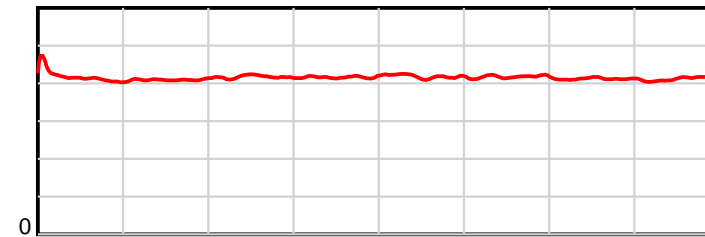


1600 m

Finish

0.6 s

Stride duration

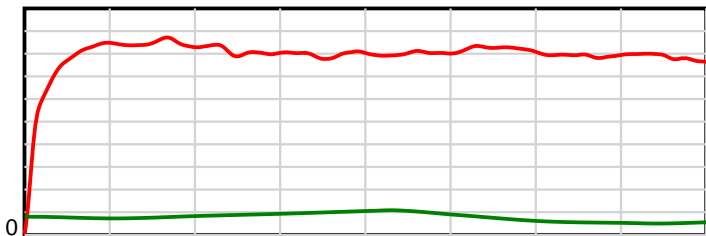


1600 m

Finish

20 m/sec

Speed

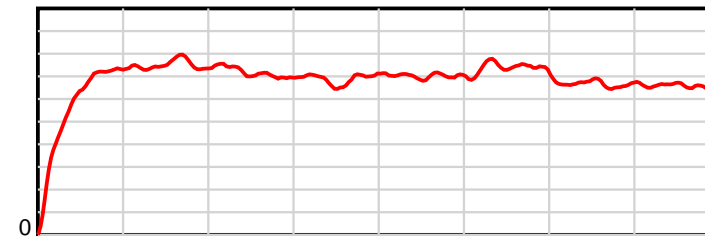


1600 m

Finish

100 %

Stride efficiency



1600 m

Finish

Note: Horizontal distance axis grid lines are 200m furlongs.

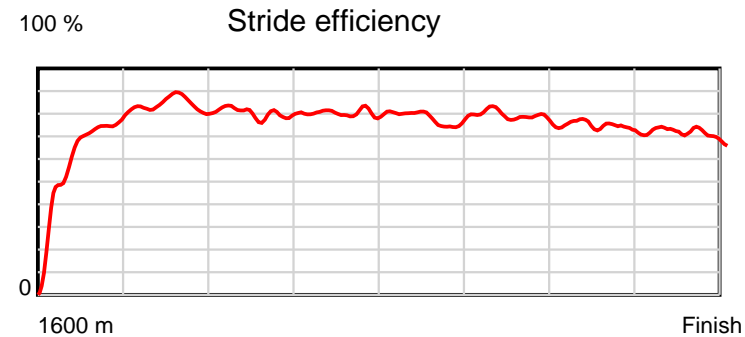
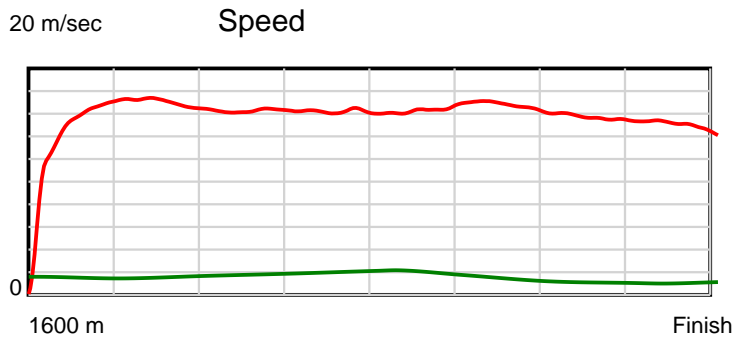
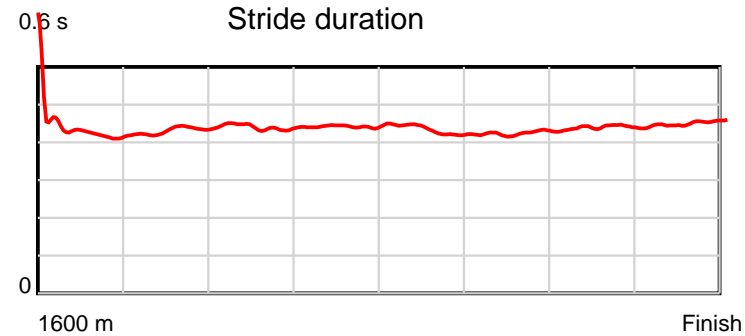
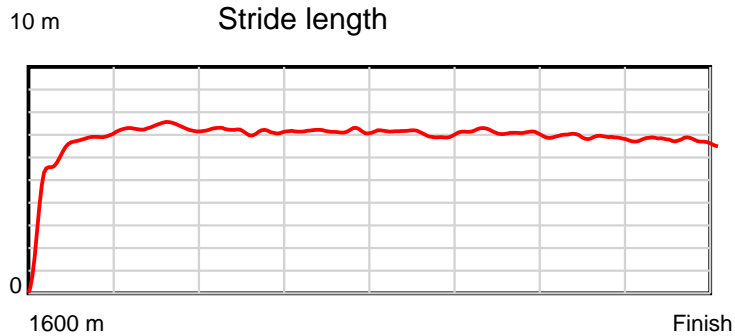
Disclaimer.

Tasracing Pty Ltd and Thoroughbred Ratings Pty Ltd accepts no responsibility for the completeness or accuracy of any of the information contained herein, and makes no representations about its suitability for any particular purpose. Users should make their own judgements about those matters and/or seek independent advice. You assume all risks associated with use of the data provided on this page.

Race Results

July 27, 2014, Race 4, MDN/CL1-SW, Distance 1600m, Mowbray - Offset 4m

Result	TAB no.	Horse (Barrier)	1600 to	1400m to	1200m to	1000m to	800m to	600m to	400m to	200m to	Total or	Margin
3rd	8	Lacey Azz (7)	1400m	1200m	1000m	800m	600m	400m	200m	WP	Average	
		Position in running (margin)	-	9(2.3)	6(1.6)	6(3.1)	5(2.6)	5(2.3)	2(0.5)	2(2.7)		3.00
		Sectional time (s)	14.49	11.59	12.40	12.69	13.20	12.00	13.69	13.37		
		Cumulative time (s)	103.42	88.93	77.34	64.95	52.26	39.06	27.06	13.37	1:43.42	
		Speed (m/s)	13.80	17.26	16.13	15.76	15.15	16.67	14.61	14.96	15.47	
		Stride length (m)	6.23	7.42	7.10	6.95	6.58	7.07	6.41	6.76	6.79	
		Stride duration (s)	0.452	0.430	0.440	0.441	0.434	0.424	0.439	0.452	0.439	
		Stride efficiency (%)	60.59	86.06	78.78	75.50	67.61	78.11	64.20	71.48	72.14	
		Stride count	32.12	26.95	28.17	28.77	30.41	28.29	31.20	29.57	235.48	



Note: Horizontal distance axis grid lines are 200m furlongs.

Disclaimer.

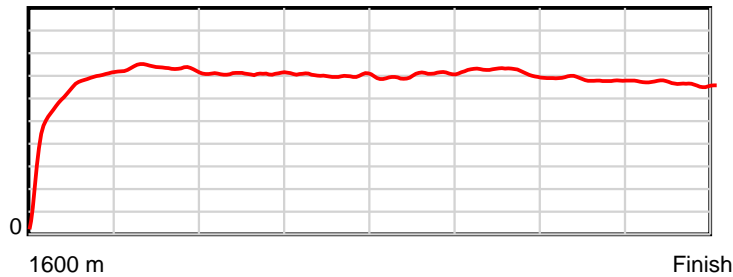
Tasracing Pty Ltd and Thoroughbred Ratings Pty Ltd accepts no responsibility for the completeness or accuracy of any of the information contained herein, and makes no representations about its suitability for any particular purpose. Users should make their own judgements about those matters and/or seek independent advice. You assume all risks associated with use of the data provided on this page.

Race Results

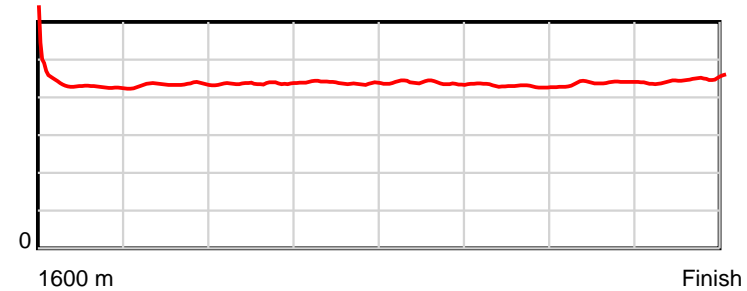
July 27, 2014, Race 4, MDN/CL1-SW, Distance 1600m, Mowbray - Offset 4m

Result	TAB no.	Horse (Barrier)	1600 to	1400m to	1200m to	1000m to	800m to	600m to	400m to	200m to	Total or	Margin
4th	9	Shake Her Up (14)	1400m	1200m	1000m	800m	600m	400m	200m	WP	Average	
		Position in running (margin)	-	12(3.6)	11(4.6)	10(5.3)	10(6.2)	9(5.8)	8(3.5)	4(4.9)		6.30
		Sectional time (s)	14.95	11.86	12.28	12.92	13.19	11.89	13.56	13.42		
		Cumulative time (s)	104.07	89.12	77.26	64.98	52.06	38.86	26.97	13.42	1:44.06	
		Speed (m/s)	13.38	16.86	16.29	15.48	15.16	16.82	14.75	14.90	15.37	
		Stride length (m)	5.96	7.31	7.09	6.79	6.64	7.23	6.47	6.67	6.74	
		Stride duration (s)	0.441	0.434	0.436	0.438	0.438	0.430	0.438	0.447	0.439	
		Stride efficiency (%)	55.46	83.49	78.63	71.94	68.99	81.75	65.35	69.48	71.06	
		Stride count	33.57	27.36	28.19	29.48	30.10	27.65	30.93	29.99	237.27	

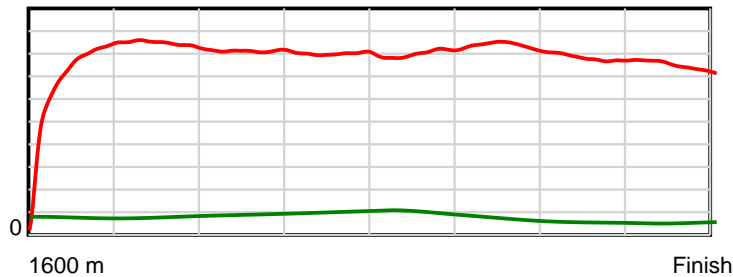
10 m Stride length



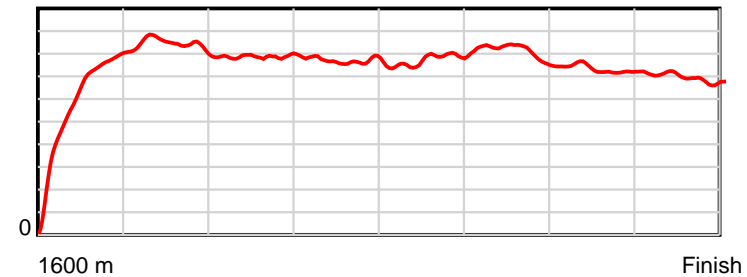
0.6 s Stride duration



20 m/sec Speed



100 % Stride efficiency



Note: Horizontal distance axis grid lines are 200m furlongs.

Disclaimer.

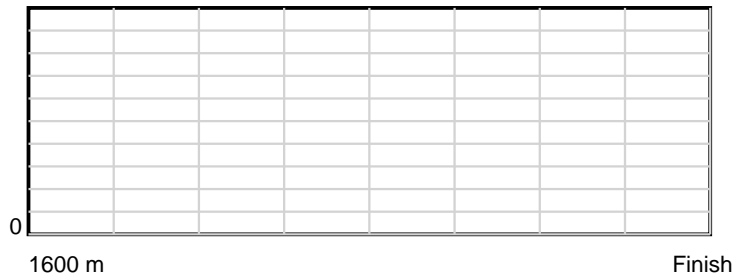
Tasracing Pty Ltd and Thoroughbred Ratings Pty Ltd accepts no responsibility for the completeness or accuracy of any of the information contained herein, and makes no representations about its suitability for any particular purpose. Users should make their own judgements about those matters and/or seek independent advice. You assume all risks associated with use of the data provided on this page.

Race Results


July 27, 2014, Race 4, MDN/CL1-SW, Distance 1600m, Mowbray - Offset 4m

Result	TAB no.	Horse (Barrier)	1600 to	1400m to	1200m to	1000m to	800m to	600m to	400m to	200m to	Total or	Margin
5th	1	Dartel (9)										
		Position in running (margin)										
		Sectional time (s)										
		Cumulative time (s)										
		Speed (m/s)										
		Stride length (m)										
		Stride duration (s)										
		Stride efficiency (%)										
		Stride count										

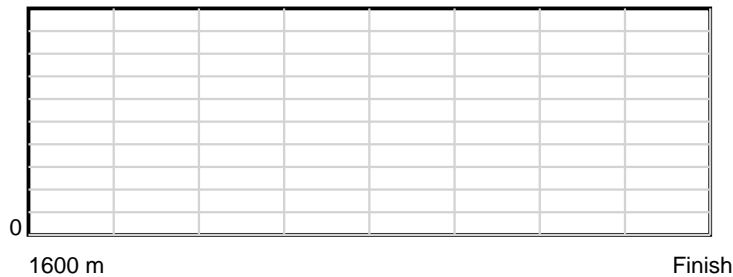
10 m Stride length



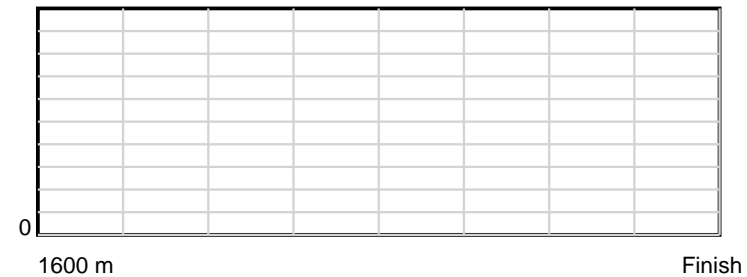
0.6 s Stride duration



20 m/sec Speed



100 % Stride efficiency



Note: Horizontal distance axis grid lines are 200m furlongs.

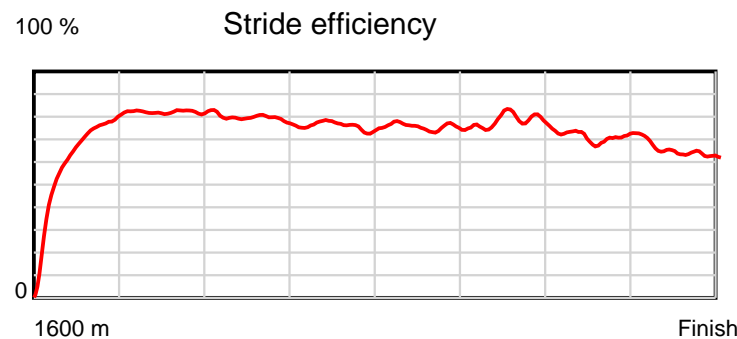
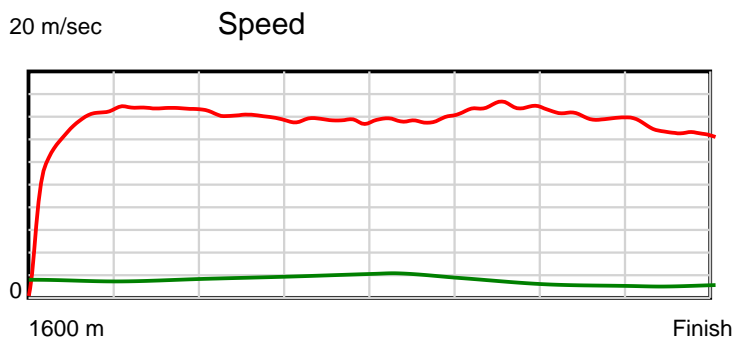
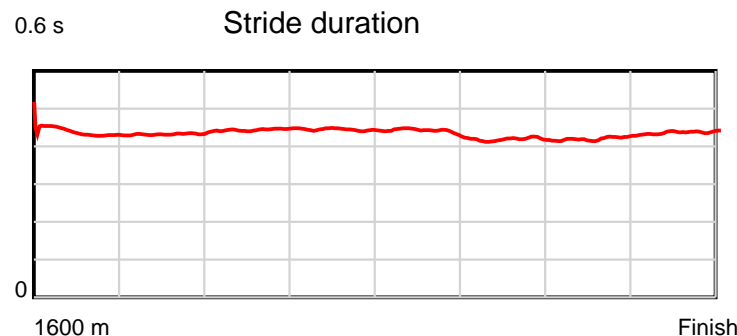
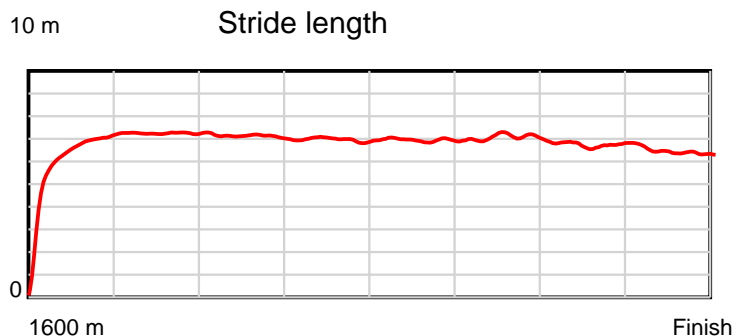
Disclaimer.

Tasracing Pty Ltd and Thoroughbred Ratings Pty Ltd accepts no responsibility for the completeness or accuracy of any of the information contained herein, and makes no representations about its suitability for any particular purpose. Users should make their own judgements about those matters and/or seek independent advice. You assume all risks associated with use of the data provided on this page.

Race Results

July 27, 2014, Race 4, MDN/CL1-SW, Distance 1600m, Mowbray - Offset 4m

Result	TAB no.	Horse (Barrier)	1600 to	1400m to	1200m to	1000m to	800m to	600m to	400m to	200m to	Total or	Margin
6th	4	Commanderbrae ... (12)	1400m	1200m	1000m	800m	600m	400m	200m	WP	Average	
		Position in running (margin)	-	13(5.9)	13(5.9)	13(7.5)	12(9.7)	12(9.6)	11(6.6)	10(6.9)		7.90
		Sectional time (s)	15.13	11.70	12.42	13.14	13.24	11.79	13.36	13.61		
		Cumulative time (s)	104.39	89.26	77.56	65.14	52.00	38.76	26.97	13.61	1:44.39	
		Speed (m/s)	13.22	17.09	16.10	15.22	15.11	16.96	14.97	14.70	15.33	
		Stride length (m)	5.90	7.37	7.14	6.76	6.65	7.09	6.29	6.43	6.67	
		Stride duration (s)	0.434	0.431	0.443	0.444	0.441	0.418	0.420	0.437	0.435	
		Stride efficiency (%)	54.30	84.94	79.57	71.46	69.18	78.52	61.82	64.54	69.53	
		Stride count	33.93	27.13	28.03	29.58	30.06	28.22	31.80	31.12	239.87	



Note: Horizontal distance axis grid lines are 200m furlongs.

Disclaimer.

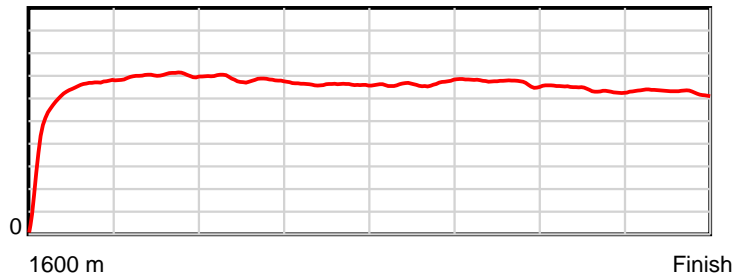
Tasracing Pty Ltd and Thoroughbred Ratings Pty Ltd accepts no responsibility for the completeness or accuracy of any of the information contained herein, and makes no representations about its suitability for any particular purpose. Users should make their own judgements about those matters and/or seek independent advice. You assume all risks associated with use of the data provided on this page.

Race Results

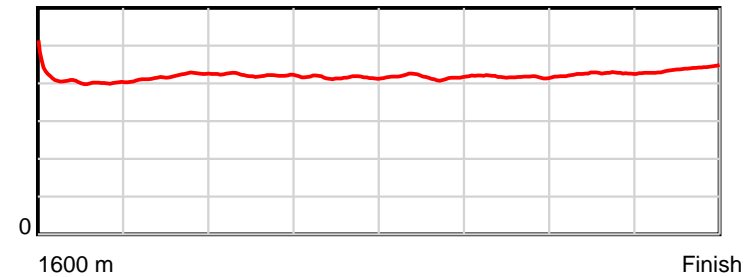
July 27, 2014, Race 4, MDN/CL1-SW, Distance 1600m, Mowbray - Offset 4m

Result	TAB no.	Horse (Barrier)	1600 to	1400m to	1200m to	1000m to	800m to	600m to	400m to	200m to	Total or	Margin
7th	6	Golden Aces (8)	1400m	1200m	1000m	800m	600m	400m	200m	WP	Average	
		Position in running (margin)	-	2(1.1)	4(1.4)	4(1.9)	3(2.0)	3(1.5)	3(1.2)	5(5.1)		8.20
		Sectional time (s)	14.32	11.75	12.23	12.80	13.17	12.23	13.96	13.98		
		Cumulative time (s)	104.45	90.13	78.38	66.15	53.35	40.18	27.94	13.98	1:44.45	
		Speed (m/s)	13.97	17.02	16.35	15.62	15.19	16.35	14.33	14.31	15.32	
		Stride length (m)	5.78	7.08	6.90	6.49	6.32	6.83	6.08	6.27	6.44	
		Stride duration (s)	0.417	0.416	0.422	0.415	0.417	0.418	0.425	0.438	0.421	
		Stride efficiency (%)	52.17	78.39	74.43	65.81	62.50	72.87	57.85	61.52	64.88	
		Stride count	34.61	28.24	28.98	30.82	31.62	29.29	32.87	31.88	248.31	

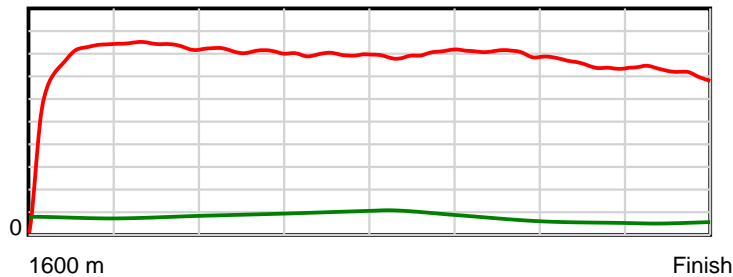
10 m Stride length



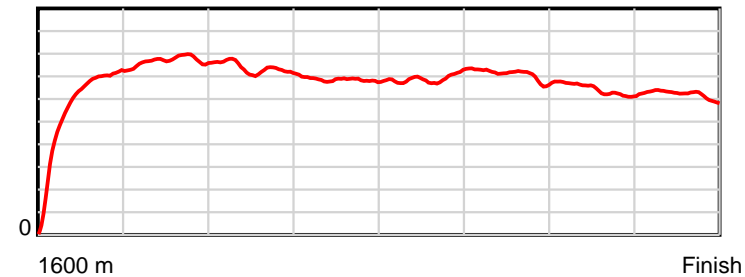
0.6 s Stride duration



20 m/sec Speed



100 % Stride efficiency



Note: Horizontal distance axis grid lines are 200m furlongs.

Disclaimer.

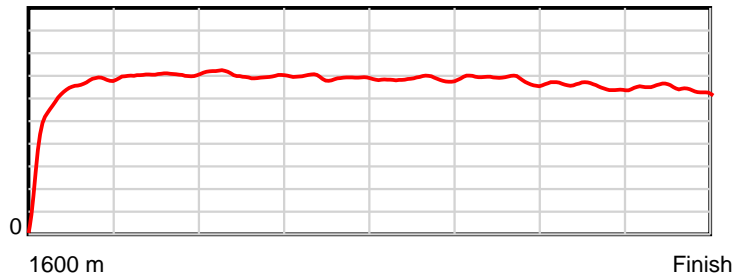
Tasracing Pty Ltd and Thoroughbred Ratings Pty Ltd accepts no responsibility for the completeness or accuracy of any of the information contained herein, and makes no representations about its suitability for any particular purpose. Users should make their own judgements about those matters and/or seek independent advice. You assume all risks associated with use of the data provided on this page.

Race Results

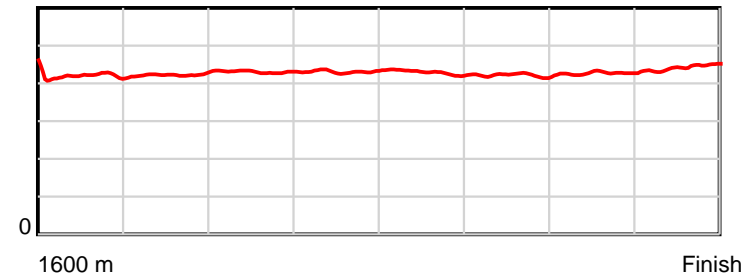
July 27, 2014, Race 4, MDN/CL1-SW, Distance 1600m, Mowbray - Offset 4m

Result	TAB no.	Horse (Barrier)	1600 to	1400m to	1200m to	1000m to	800m to	600m to	400m to	200m to	Total or	Margin
8th	2	General Gee Ge... (3)	1400m	1200m	1000m	800m	600m	400m	200m	WP	Average	
		Position in running (margin)	-	7(2.2)	9(2.8)	7(3.1)	7(3.0)	6(2.8)	7(2.9)	6(5.2)		8.40
		Sectional time (s)	14.61	11.81	12.21	12.74	13.23	12.30	13.71	13.88		
		Cumulative time (s)	104.49	89.88	78.07	65.87	53.12	39.89	27.59	13.88	1:44.48	
		Speed (m/s)	13.69	16.93	16.38	15.70	15.12	16.26	14.59	14.41	15.31	
		Stride length (m)	5.84	7.14	7.06	6.76	6.48	6.85	6.23	6.37	6.57	
		Stride duration (s)	0.422	0.422	0.431	0.431	0.429	0.421	0.427	0.442	0.429	
		Stride efficiency (%)	53.34	79.73	77.78	71.43	65.69	73.36	60.62	63.39	67.35	
		Stride count	34.23	28.00	28.35	29.58	30.85	29.19	32.11	31.40	243.71	

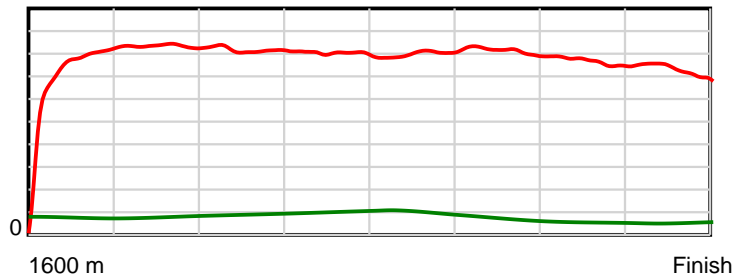
10 m Stride length



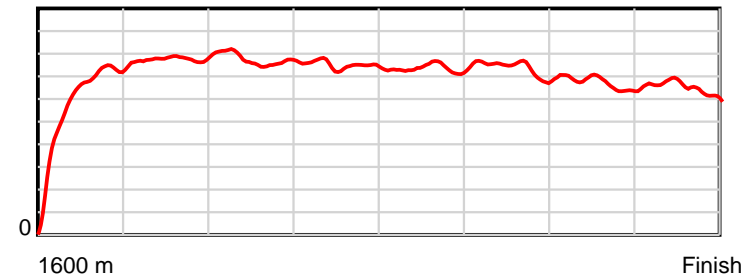
0.6 s Stride duration



20 m/sec Speed



100 % Stride efficiency



Note: Horizontal distance axis grid lines are 200m furlongs.

Disclaimer.

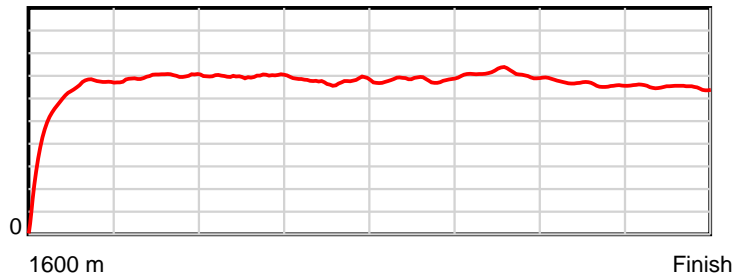
Tasracing Pty Ltd and Thoroughbred Ratings Pty Ltd accepts no responsibility for the completeness or accuracy of any of the information contained herein, and makes no representations about its suitability for any particular purpose. Users should make their own judgements about those matters and/or seek independent advice. You assume all risks associated with use of the data provided on this page.

Race Results

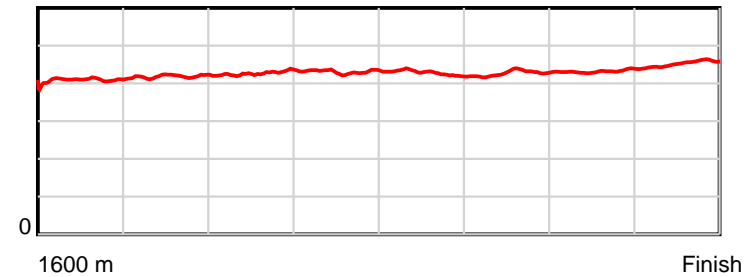
July 27, 2014, Race 4, MDN/CL1-SW, Distance 1600m, Mowbray - Offset 4m

Result	TAB no.	Horse (Barrier)	1600 to	1400m to	1200m to	1000m to	800m to	600m to	400m to	200m to	Total or	Margin
9th	5	Gocarma (4)	1400m	1200m	1000m	800m	600m	400m	200m	WP	Average	
		Position in running (margin)	-	4(1.6)	5(1.4)	3(1.4)	6(2.6)	7(3.4)	4(1.7)	8(5.7)		8.60
		Sectional time (s)	14.49	11.67	12.14	12.98	13.39	12.00	13.99	13.87		
		Cumulative time (s)	104.53	90.04	78.37	66.23	53.25	39.86	27.86	13.87	1:44.53	
		Speed (m/s)	13.81	17.14	16.47	15.41	14.94	16.67	14.30	14.42	15.31	
		Stride length (m)	5.60	7.13	6.98	6.63	6.39	7.10	6.17	6.54	6.53	
		Stride duration (s)	0.402	0.416	0.424	0.430	0.428	0.426	0.432	0.454	0.427	
		Stride efficiency (%)	49.03	79.45	76.07	68.64	63.82	78.88	59.52	66.89	66.63	
		Stride count	35.70	28.05	28.67	30.18	31.30	28.15	32.41	30.57	245.03	

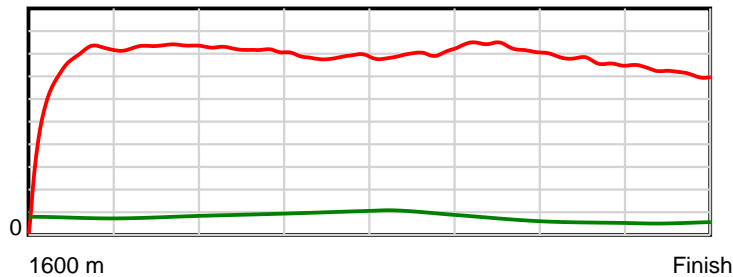
10 m Stride length



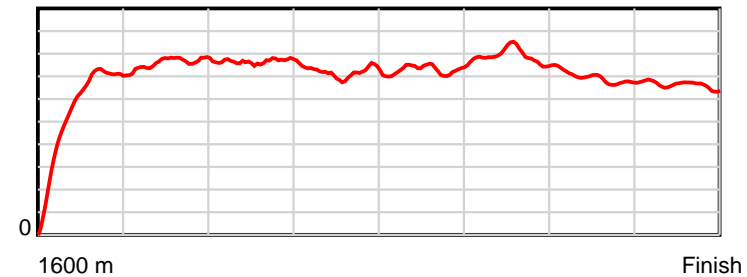
0.6 s Stride duration



20 m/sec Speed



100 % Stride efficiency



Note: Horizontal distance axis grid lines are 200m furlongs.

Disclaimer.

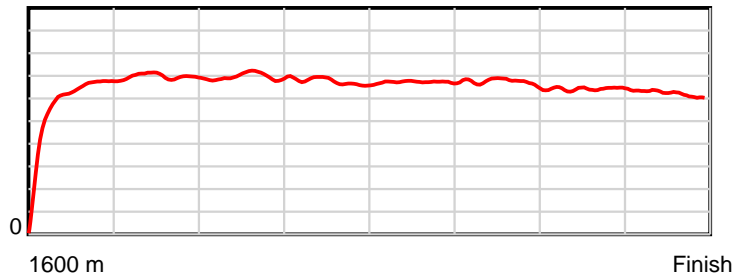
Tasracing Pty Ltd and Thoroughbred Ratings Pty Ltd accepts no responsibility for the completeness or accuracy of any of the information contained herein, and makes no representations about its suitability for any particular purpose. Users should make their own judgements about those matters and/or seek independent advice. You assume all risks associated with use of the data provided on this page.

Race Results

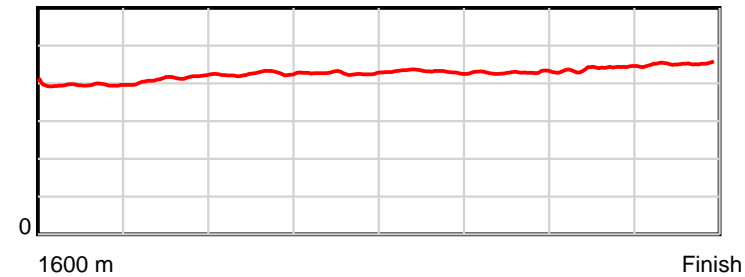
July 27, 2014, Race 4, MDN/CL1-SW, Distance 1600m, Mowbray - Offset 4m

Result	TAB no.	Horse (Barrier)	1600 to	1400m to	1200m to	1000m to	800m to	600m to	400m to	200m to	Total or	Margin
10th	13	My Nett (6)	1400m	1200m	1000m	800m	600m	400m	200m	WP	Average	
		Position in running (margin)	-	3(1.2)	1(0.0)	1(0.0)	1(0.0)	1(0.0)	5(1.9)	7(5.7)		12.40
		Sectional time (s)	14.57	11.50	12.16	12.77	13.26	12.60	13.96	14.48		
		Cumulative time (s)	105.29	90.72	79.22	67.06	54.29	41.03	28.43	14.48	1:45.29	
		Speed (m/s)	13.73	17.39	16.45	15.66	15.08	15.87	14.33	13.81	15.20	
		Stride length (m)	5.45	7.13	6.98	6.68	6.51	6.80	6.27	6.23	6.47	
		Stride duration (s)	0.392	0.410	0.424	0.426	0.431	0.429	0.438	0.451	0.425	
		Stride efficiency (%)	46.39	79.37	76.18	69.65	66.19	72.33	61.52	60.70	65.32	
		Stride count	36.71	28.06	28.64	29.96	30.73	29.40	31.88	32.09	247.47	

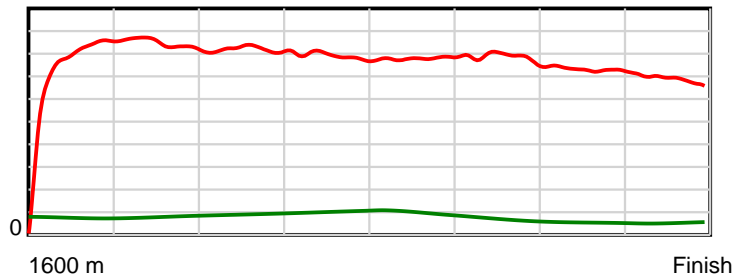
10 m Stride length



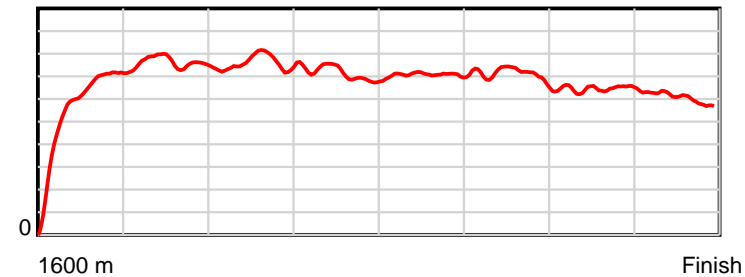
0.6 s Stride duration



20 m/sec Speed



100 % Stride efficiency



Note: Horizontal distance axis grid lines are 200m furlongs.

Disclaimer.

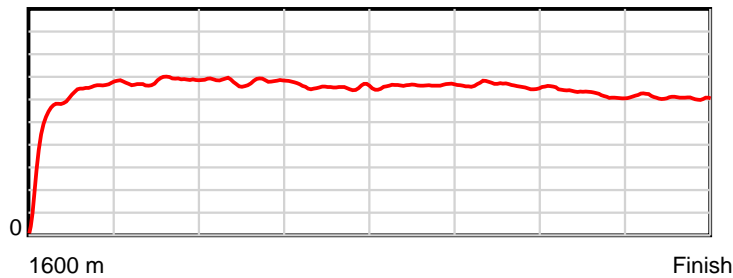
Tasracing Pty Ltd and Thoroughbred Ratings Pty Ltd accepts no responsibility for the completeness or accuracy of any of the information contained herein, and makes no representations about its suitability for any particular purpose. Users should make their own judgements about those matters and/or seek independent advice. You assume all risks associated with use of the data provided on this page.

Race Results

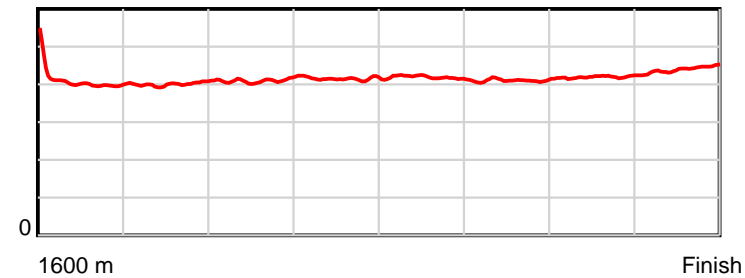
July 27, 2014, Race 4, MDN/CL1-SW, Distance 1600m, Mowbray - Offset 4m

Result	TAB no.	Horse (Barrier)	1600 to	1400m to	1200m to	1000m to	800m to	600m to	400m to	200m to	Total or	Margin
11th	7	Gotta Have Vib... (1)	1400m	1200m	1000m	800m	600m	400m	200m	WP	Average	
		Position in running (margin)	-	5(1.9)	3(1.4)	2(0.7)	2(1.7)	4(1.7)	6(2.0)	9(5.8)		12.80
		Sectional time (s)	14.77	11.62	12.03	12.94	13.25	12.35	13.95	14.46		
		Cumulative time (s)	105.37	90.60	78.98	66.95	54.01	40.76	28.41	14.46	1:45.37	
		Speed (m/s)	13.54	17.21	16.63	15.46	15.09	16.19	14.34	13.83	15.18	
		Stride length (m)	5.79	6.87	6.78	6.43	6.31	6.63	6.01	6.10	6.34	
		Stride duration (s)	0.417	0.399	0.408	0.416	0.418	0.409	0.419	0.441	0.418	
		Stride efficiency (%)	52.33	73.85	71.88	64.53	62.17	68.60	56.46	58.20	62.89	
		Stride count	34.56	29.09	29.49	31.12	31.71	30.19	33.27	32.77	252.20	

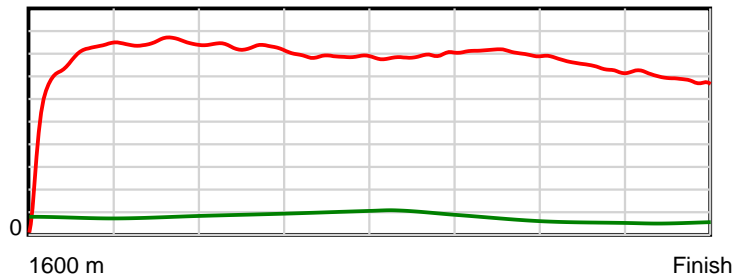
10 m Stride length



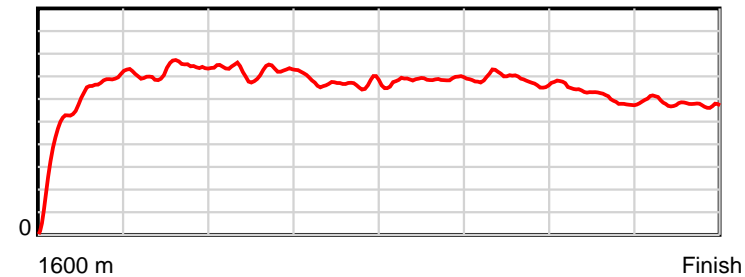
0.6 s Stride duration



20 m/sec Speed



100 % Stride efficiency



Note: Horizontal distance axis grid lines are 200m furlongs.

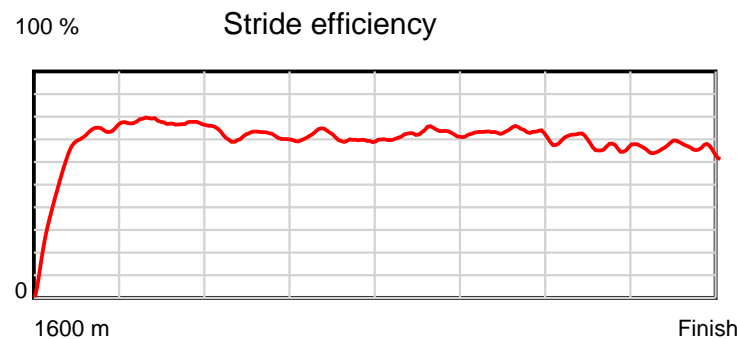
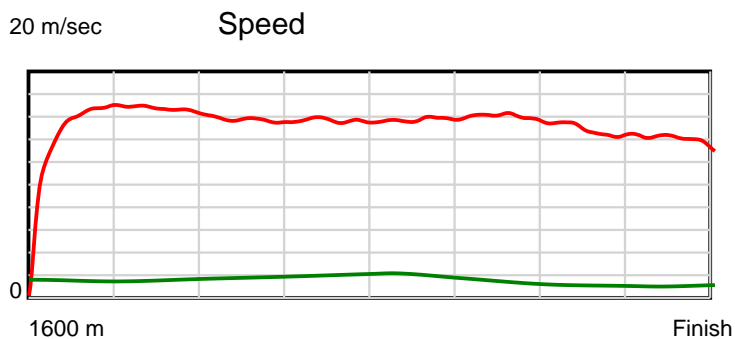
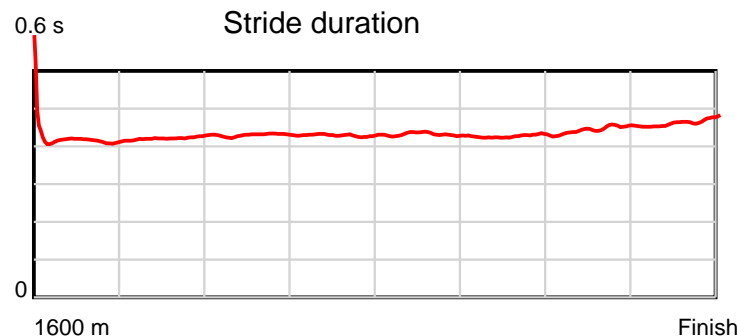
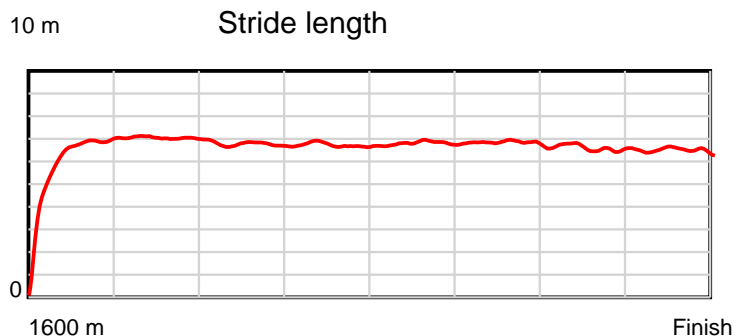
Disclaimer.

Tasracing Pty Ltd and Thoroughbred Ratings Pty Ltd accepts no responsibility for the completeness or accuracy of any of the information contained herein, and makes no representations about its suitability for any particular purpose. Users should make their own judgements about those matters and/or seek independent advice. You assume all risks associated with use of the data provided on this page.

Race Results

July 27, 2014, Race 4, MDN/CL1-SW, Distance 1600m, Mowbray - Offset 4m

Result	TAB no.	Horse (Barrier)	1600 to	1400m to	1200m to	1000m to	800m to	600m to	400m to	200m to	Total or	Margin
12th	15	Aurum (10)	1400m	1200m	1000m	800m	600m	400m	200m	WP	Average	
		Position in running (margin)	-	1(0.0)	2(1.0)	8(3.7)	9(5.2)	10(6.2)	10(6.5)	11(11.8)		17.10
		Sectional time (s)	14.36	11.87	12.60	13.02	13.41	12.34	14.20	14.43		
		Cumulative time (s)	106.25	91.89	80.02	67.41	54.39	40.98	28.64	14.43	1:46.25	
		Speed (m/s)	13.93	16.85	15.87	15.36	14.91	16.21	14.08	13.86	15.06	
		Stride length (m)	5.97	7.09	6.82	6.58	6.43	6.91	6.27	6.45	6.55	
		Stride duration (s)	0.422	0.421	0.430	0.428	0.432	0.426	0.445	0.465	0.435	
		Stride efficiency (%)	55.70	78.46	72.76	67.61	64.70	74.54	61.39	65.02	66.97	
		Stride count	33.50	28.23	29.31	30.41	31.08	28.96	31.91	31.00	244.40	



Note: Horizontal distance axis grid lines are 200m furlongs.

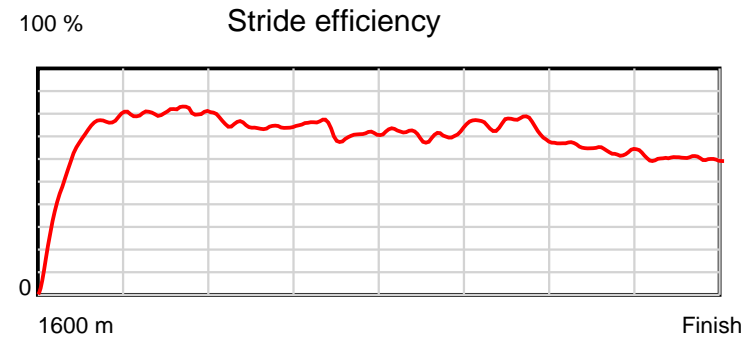
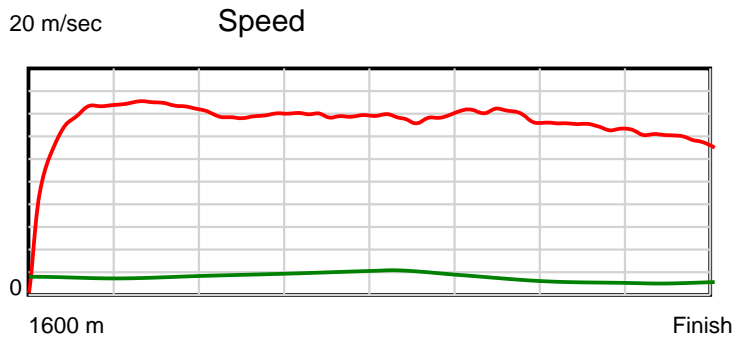
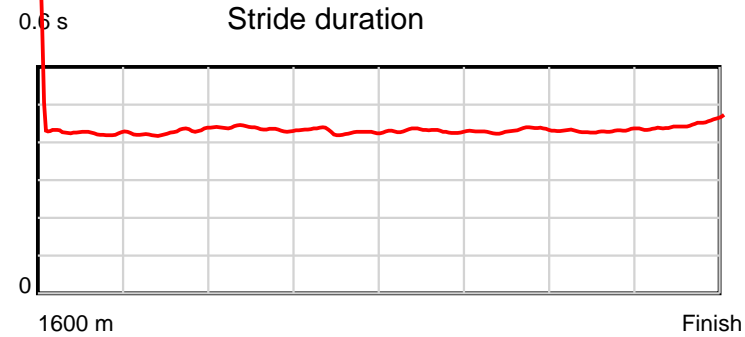
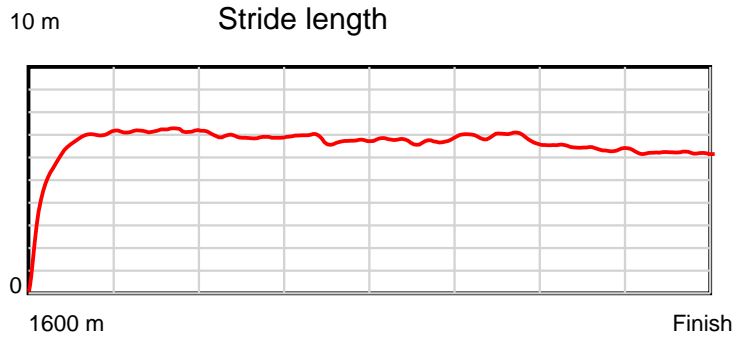
Disclaimer.

Tasracing Pty Ltd and Thoroughbred Ratings Pty Ltd accepts no responsibility for the completeness or accuracy of any of the information contained herein, and makes no representations about its suitability for any particular purpose. Users should make their own judgements about those matters and/or seek independent advice. You assume all risks associated with use of the data provided on this page.

Race Results

July 27, 2014, Race 4, MDN/CL1-SW, Distance 1600m, Mowbray - Offset 4m

Result	TAB no.	Horse (Barrier)	1600 to	1400m to	1200m to	1000m to	800m to	600m to	400m to	200m to	Total or	Margin
13th	10	Star Rocket (13)	1400m	1200m	1000m	800m	600m	400m	200m	WP	Average	
		Position in running (margin)	-	6(2.0)	10(2.9)	11(6.4)	11(7.4)	11(8.9)	12(10.7)	12(15.2)		20.40
		Sectional time (s)	14.86	11.84	12.74	12.95	13.50	12.60	14.07	14.38		
		Cumulative time (s)	106.93	92.07	80.23	67.49	54.55	41.05	28.45	14.38	1:46.93	
		Speed (m/s)	13.46	16.89	15.70	15.44	14.81	15.87	14.21	13.91	14.96	
		Stride length (m)	6.18	7.20	6.86	6.61	6.38	6.85	6.12	6.27	6.54	
		Stride duration (s)	0.447	0.426	0.437	0.428	0.431	0.432	0.430	0.451	0.437	
		Stride efficiency (%)	59.61	80.98	73.48	68.34	63.64	73.29	58.53	61.46	66.82	
		Stride count	32.38	27.78	29.17	30.24	31.34	29.20	32.68	31.89	244.68	



Note: Horizontal distance axis grid lines are 200m furlongs.

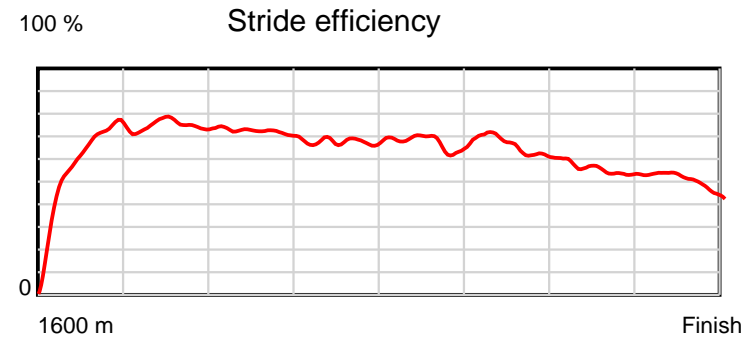
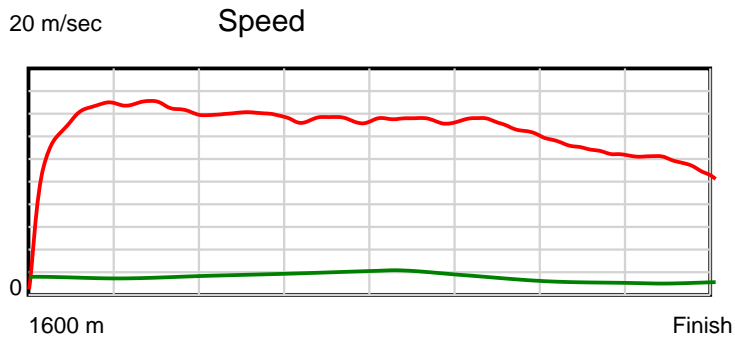
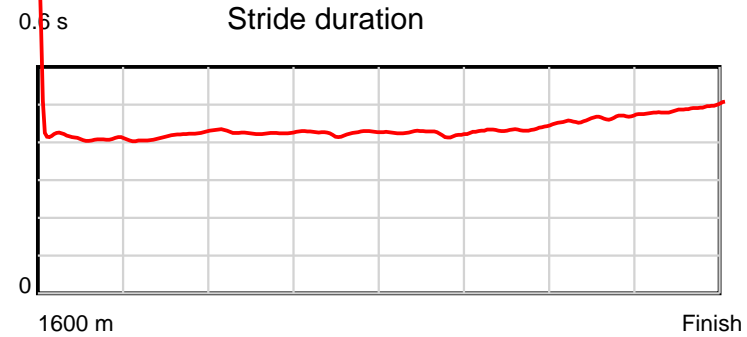
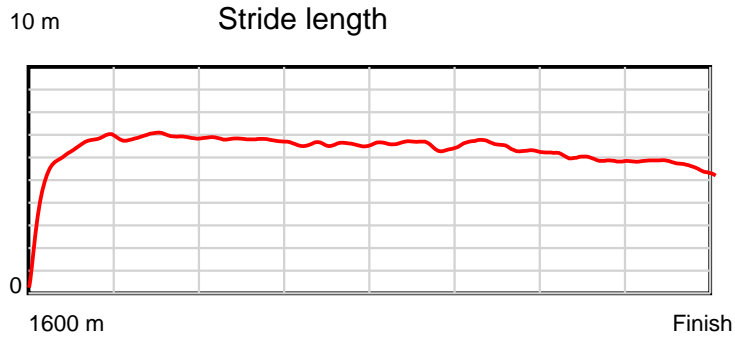
Disclaimer.

Tasracing Pty Ltd and Thoroughbred Ratings Pty Ltd accepts no responsibility for the completeness or accuracy of any of the information contained herein, and makes no representations about its suitability for any particular purpose. Users should make their own judgements about those matters and/or seek independent advice. You assume all risks associated with use of the data provided on this page.

Race Results

July 27, 2014, Race 4, MDN/CL1-SW, Distance 1600m, Mowbray - Offset 4m

Result	TAB no.	Horse (Barrier)	1600 to	1400m to	1200m to	1000m to	800m to	600m to	400m to	200m to	Total or	Margin
14th	12	Zagan (11)	1400m	1200m	1000m	800m	600m	400m	200m	WP	Average	
		Position in running (margin)	-	10(2.4)	12(4.7)	12(6.7)	13(9.8)	13(13.4)	13(20.0)	13(38.7)		64.90
		Sectional time (s)	17.77	12.08	12.50	13.29	13.86	13.38	16.45	17.77		
		Cumulative time (s)	117.09	99.32	87.24	74.74	61.45	47.60	34.22	17.77	1:57.09	
		Speed (m/s)	11.26	16.56	16.00	15.05	14.43	14.95	12.16	11.25	13.66	
		Stride length (m)	5.97	6.87	6.81	6.41	6.12	6.51	5.64	5.53	6.20	
		Stride duration (s)	0.437	0.415	0.426	0.426	0.424	0.436	0.464	0.491	0.454	
		Stride efficiency (%)	55.76	73.82	72.55	64.15	58.61	66.21	49.72	47.81	60.03	
		Stride count	33.48	29.10	29.35	31.22	32.66	30.73	35.45	36.16	258.15	



Note: Horizontal distance axis grid lines are 200m furlongs.

Disclaimer.

Tasracing Pty Ltd and Thoroughbred Ratings Pty Ltd accepts no responsibility for the completeness or accuracy of any of the information contained herein, and makes no representations about its suitability for any particular purpose. Users should make their own judgements about those matters and/or seek independent advice. You assume all risks associated with use of the data provided on this page.