



Race Results

Tasmanian Turf Club, Launceston, July 27, 2014

Compilation date: July 28, 2014, 11:33:00 AM (EST)

Copyright © 2014 Tasracing Pty Ltd. All rights reserved.

Trademarks.

StrideMASTER is a registered trademark of Thoroughbred Ratings Pty Ltd.

Disclaimer.

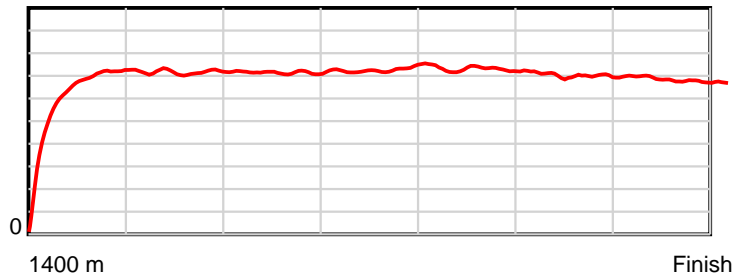
Tasracing Pty Ltd and Thoroughbred Ratings Pty Ltd accepts no responsibility for the completeness or accuracy of any of the information contained herein, and makes no representations about its suitability for any particular purpose. Users should make their own judgements about those matters and/or seek independent advice. You assume all risks associated with use of the data provided on this page.

Race Results

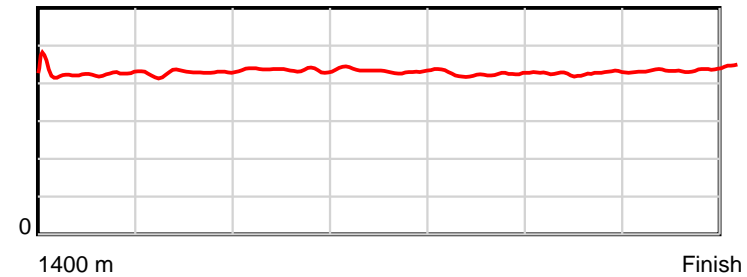
July 27, 2014, Race 6, CL1, Distance 1400m, Mowbray - Offset 4m

Result	TAB no.	Horse (Barrier)	1400 to	1200m to	1000m to	800m to	600m to	400m to	200m to	Total or	Margin
1st	6	Getaway Gold (13)	1200m	1000m	800m	600m	400m	200m	WP	Average	
		Position in running (margin)	-	8(2.4)	10(4.0)	10(4.5)	11(3.9)	8(3.3)	6(3.5)		0.00
		Sectional time (s)	14.40	12.29	12.86	12.77	11.95	13.02	13.05		
		Cumulative time (s)	90.35	75.95	63.66	50.79	38.03	26.08	13.05	1:30.34	
		Speed (m/s)	13.89	16.27	15.55	15.66	16.74	15.36	15.33	15.50	
		Stride length (m)	5.94	6.95	6.78	6.78	7.09	6.53	6.73	6.67	
		Stride duration (s)	0.428	0.427	0.436	0.433	0.424	0.425	0.439	0.430	
		Stride efficiency (%)	55.14	75.56	71.94	71.82	78.59	66.67	70.74	69.48	
		Stride count	33.67	28.76	29.48	29.50	28.20	30.62	29.73	209.96	

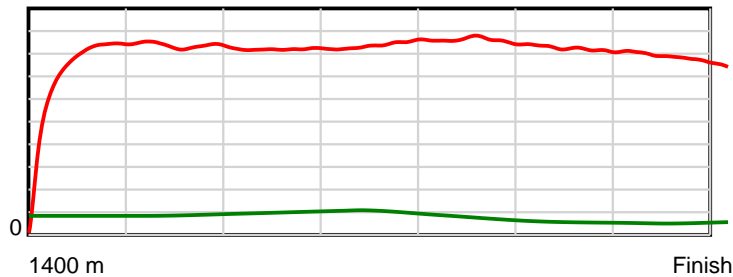
10 m Stride length



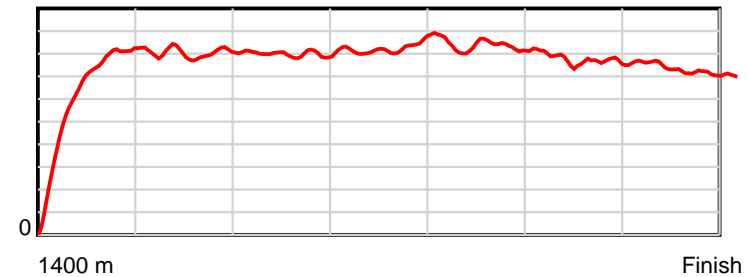
0.6 s Stride duration



20 m/sec Speed



100 % Stride efficiency



Note: Horizontal distance axis grid lines are 200m furlongs.

Disclaimer.

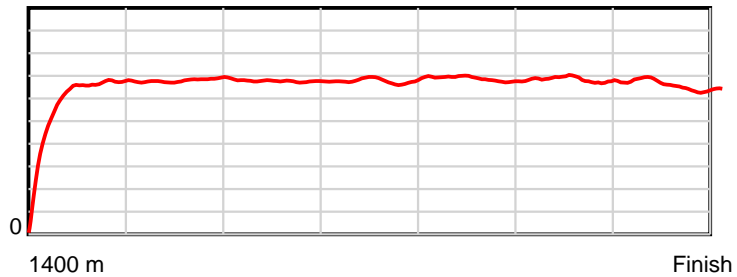
Tasracing Pty Ltd and Thoroughbred Ratings Pty Ltd accepts no responsibility for the completeness or accuracy of any of the information contained herein, and makes no representations about its suitability for any particular purpose. Users should make their own judgements about those matters and/or seek independent advice. You assume all risks associated with use of the data provided on this page.

Race Results

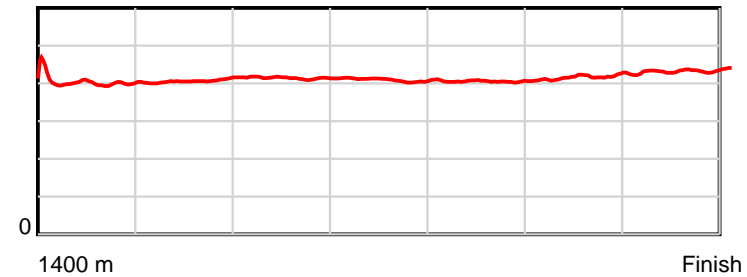
July 27, 2014, Race 6, CL1, Distance 1400m, Mowbray - Offset 4m

Result	TAB no.	Horse (Barrier)	1400 to	1200m to	1000m to	800m to	600m to	400m to	200m to	Total or	Margin
2nd	2	Triple Bee (4)	1200m	1000m	800m	600m	400m	200m	WP	Average	
		Position in running (margin)	-	3(1.1)	2(1.1)	2(0.5)	1(0.0)	1(0.0)	1(0.0)		0.30
		Sectional time (s)	14.40	12.02	12.69	12.78	12.04	13.00	13.49		
		Cumulative time (s)	90.41	76.01	63.99	51.30	38.52	26.49	13.49	1:30.40	
		Speed (m/s)	13.89	16.64	15.76	15.65	16.61	15.38	14.83	15.49	
		Stride length (m)	5.57	6.75	6.52	6.41	6.72	6.41	6.41	6.37	
		Stride duration (s)	0.403	0.405	0.414	0.409	0.404	0.416	0.432	0.412	
		Stride efficiency (%)	48.49	71.10	66.45	64.12	70.56	64.13	64.25	63.51	
		Stride count	35.90	29.65	30.67	31.22	29.76	31.22	31.19	219.61	

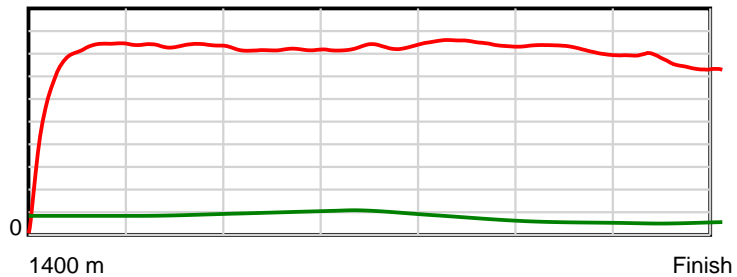
10 m Stride length



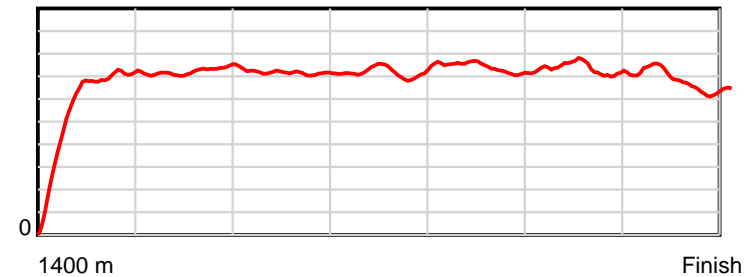
0.6 s Stride duration



20 m/sec Speed



100 % Stride efficiency



Note: Horizontal distance axis grid lines are 200m furlongs.

Disclaimer.

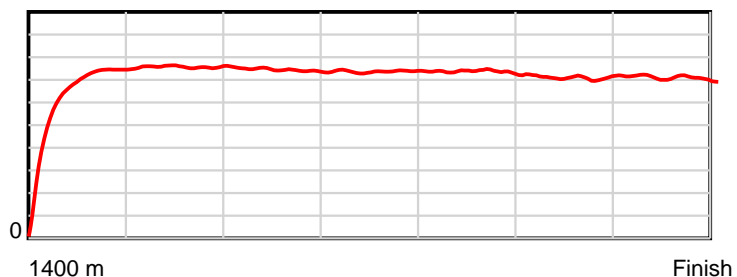
Tasracing Pty Ltd and Thoroughbred Ratings Pty Ltd accepts no responsibility for the completeness or accuracy of any of the information contained herein, and makes no representations about its suitability for any particular purpose. Users should make their own judgements about those matters and/or seek independent advice. You assume all risks associated with use of the data provided on this page.

Race Results

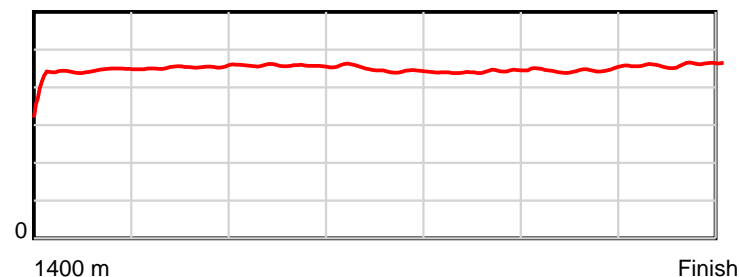
July 27, 2014, Race 6, CL1, Distance 1400m, Mowbray - Offset 4m

Result	TAB no.	Horse (Barrier)	1400 to	1200m to	1000m to	800m to	600m to	400m to	200m to	Total or	Margin
3rd	4	Grey Hype (3)	1200m	1000m	800m	600m	400m	200m	WP	Average	
		Position in running (margin)	-	11(3.4)	8(3.4)	9(3.4)	7(2.8)	6(2.8)	4(2.6)		0.50
		Sectional time (s)	14.67	12.03	12.78	12.77	12.04	12.96	13.19		
		Cumulative time (s)	90.45	75.78	63.75	50.97	38.20	26.16	13.19	1:30.45	
		Speed (m/s)	13.64	16.63	15.65	15.66	16.61	15.43	15.16	15.48	
		Stride length (m)	5.75	7.53	7.15	7.00	7.35	6.88	6.98	6.90	
		Stride duration (s)	0.425	0.453	0.457	0.447	0.442	0.446	0.460	0.446	
		Stride efficiency (%)	51.61	88.52	79.87	76.54	84.36	73.95	76.03	74.40	
		Stride count	34.80	26.57	27.98	28.58	27.22	29.07	28.67	202.89	

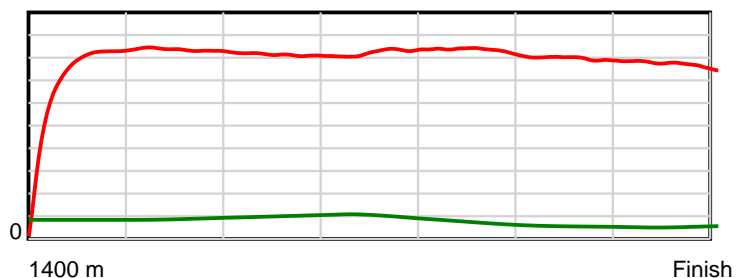
10 m Stride length



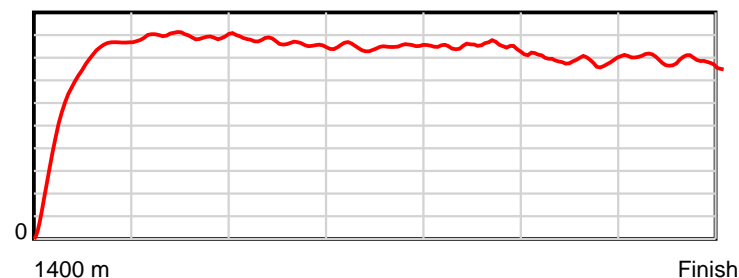
0.6 s Stride duration



20 m/sec Speed



100 % Stride efficiency



Note: Horizontal distance axis grid lines are 200m furlongs.

Disclaimer.

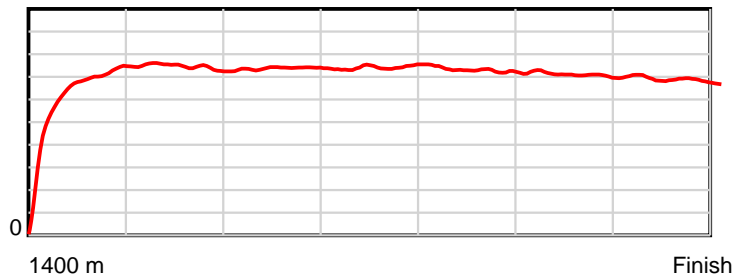
Tasracing Pty Ltd and Thoroughbred Ratings Pty Ltd accepts no responsibility for the completeness or accuracy of any of the information contained herein, and makes no representations about its suitability for any particular purpose. Users should make their own judgements about those matters and/or seek independent advice. You assume all risks associated with use of the data provided on this page.

Race Results

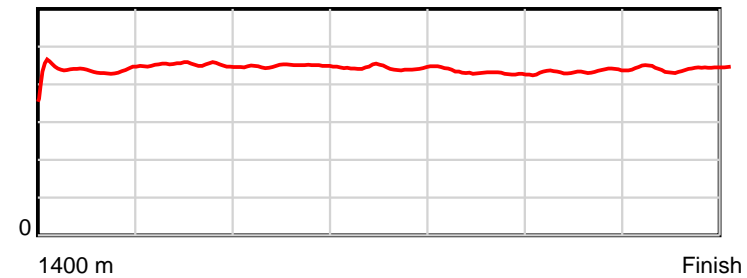
July 27, 2014, Race 6, CL1, Distance 1400m, Mowbray - Offset 4m

Result	TAB no.	Horse (Barrier)	1400 to	1200m to	1000m to	800m to	600m to	400m to	200m to	Total or	Margin
4th	3	Lake Fergus (7)	1200m	1000m	800m	600m	400m	200m	WP	Average	
		Position in running (margin)	-	9(2.5)	12(5.8)	11(4.8)	9(3.7)	11(4.5)	8(3.7)		1.30
		Sectional time (s)	14.46	12.57	12.63	12.68	12.18	12.85	13.22		
		Cumulative time (s)	90.60	76.14	63.56	50.94	38.26	26.08	13.22	1:30.59	
		Speed (m/s)	13.83	15.91	15.84	15.77	16.42	15.56	15.13	15.45	
		Stride length (m)	5.99	7.17	7.11	6.97	7.06	6.79	6.69	6.80	
		Stride duration (s)	0.435	0.451	0.449	0.442	0.430	0.436	0.442	0.440	
		Stride efficiency (%)	56.01	80.28	78.99	75.86	77.81	72.04	69.88	72.28	
		Stride count	33.41	27.90	28.13	28.70	28.34	29.46	29.91	205.85	

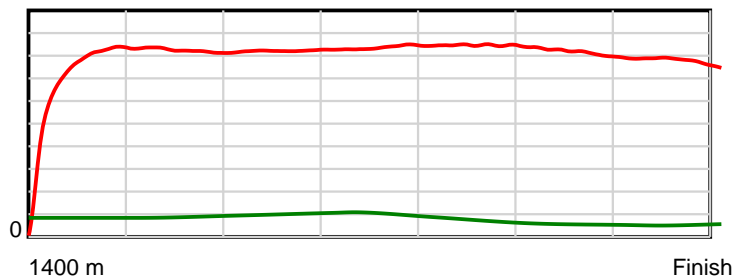
10 m Stride length



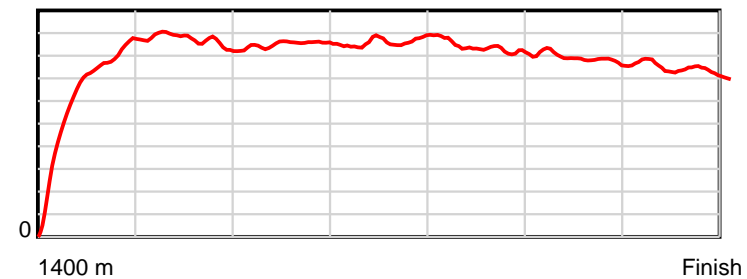
0.6 s Stride duration



20 m/sec Speed



100 % Stride efficiency



Note: Horizontal distance axis grid lines are 200m furlongs.

Disclaimer.

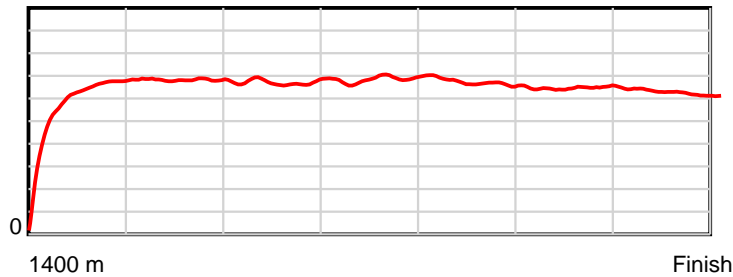
Tasracing Pty Ltd and Thoroughbred Ratings Pty Ltd accepts no responsibility for the completeness or accuracy of any of the information contained herein, and makes no representations about its suitability for any particular purpose. Users should make their own judgements about those matters and/or seek independent advice. You assume all risks associated with use of the data provided on this page.

Race Results

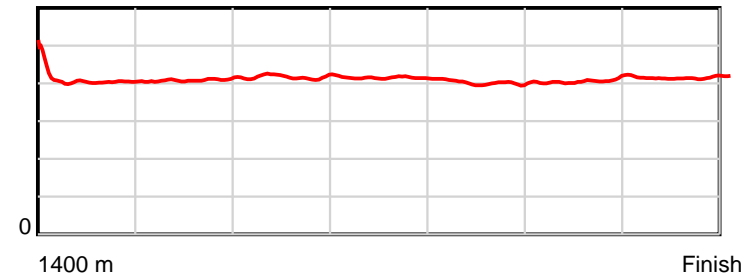
July 27, 2014, Race 6, CL1, Distance 1400m, Mowbray - Offset 4m

Result	TAB no.	Horse (Barrier)	1400 to	1200m to	1000m to	800m to	600m to	400m to	200m to	Total or	Margin
5th	10	She's Drahmati... (1)	1200m	1000m	800m	600m	400m	200m	WP	Average	
		Position in running (margin)	-	7(2.3)	5(2.7)	5(2.3)	5(1.8)	4(2.4)	7(3.5)		1.60
		Sectional time (s)	14.30	12.10	12.72	12.78	12.14	13.18	13.45		
		Cumulative time (s)	90.66	76.36	64.26	51.55	38.76	26.62	13.45	1:30.65	
		Speed (m/s)	13.99	16.53	15.72	15.65	16.47	15.17	14.87	15.44	
		Stride length (m)	5.66	6.73	6.56	6.47	6.61	6.16	6.16	6.32	
		Stride duration (s)	0.413	0.407	0.417	0.414	0.401	0.406	0.414	0.409	
		Stride efficiency (%)	50.13	70.68	67.20	65.48	68.24	59.35	59.35	62.36	
		Stride count	35.31	29.74	30.50	30.90	30.26	32.45	32.45	221.61	

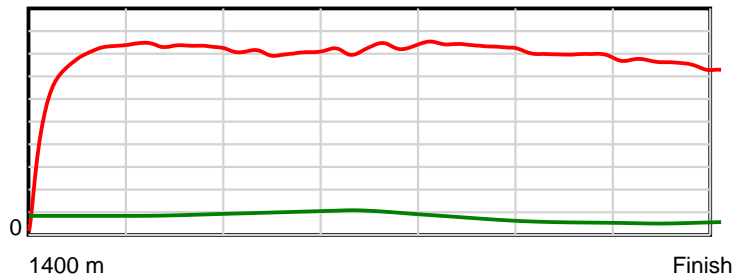
10 m Stride length



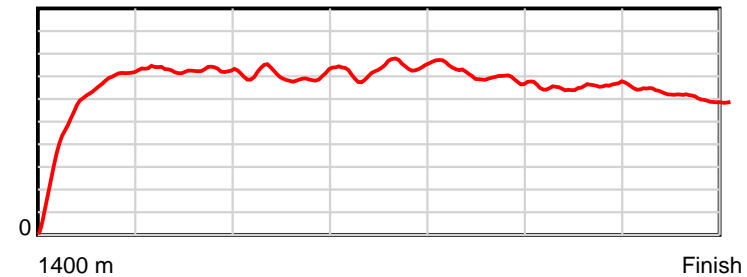
0.6 s Stride duration



20 m/sec Speed



100 % Stride efficiency



Note: Horizontal distance axis grid lines are 200m furlongs.

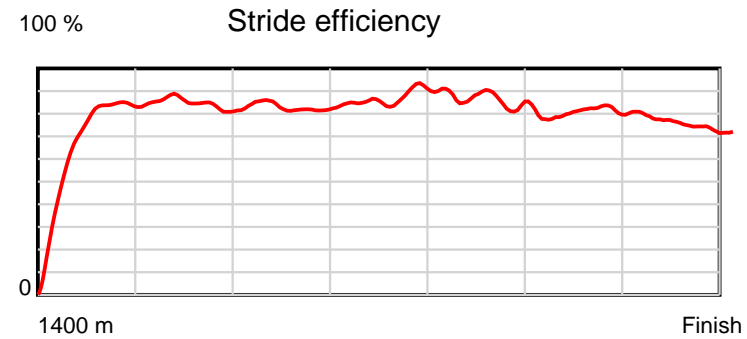
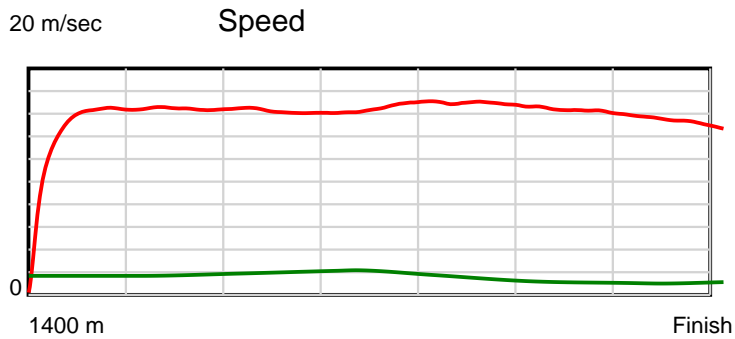
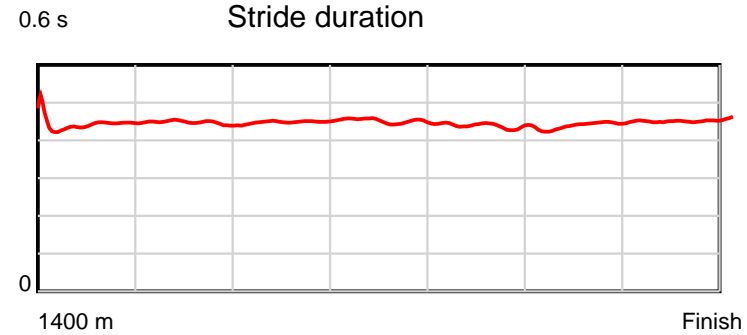
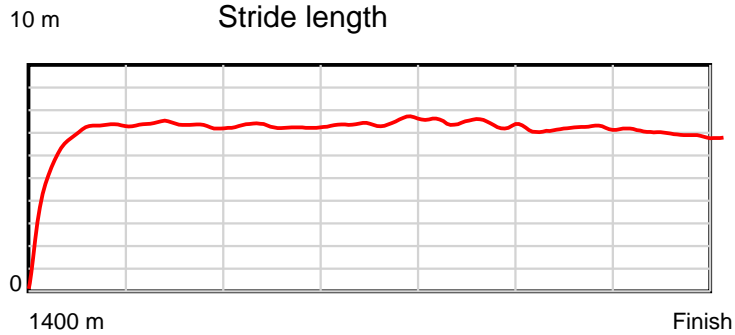
Disclaimer.

Tasracing Pty Ltd and Thoroughbred Ratings Pty Ltd accepts no responsibility for the completeness or accuracy of any of the information contained herein, and makes no representations about its suitability for any particular purpose. Users should make their own judgements about those matters and/or seek independent advice. You assume all risks associated with use of the data provided on this page.

Race Results

July 27, 2014, Race 6, CL1, Distance 1400m, Mowbray - Offset 4m

Result	TAB no.	Horse (Barrier)	1400 to	1200m to	1000m to	800m to	600m to	400m to	200m to	Total or	Margin
6th	1	Dollar Dan (6)	1200m	1000m	800m	600m	400m	200m	WP	Average	
		Position in running (margin)	-	2(0.8)	7(3.1)	7(3.2)	10(3.8)	10(4.1)	9(4.7)		2.40
		Sectional time (s)	14.14	12.40	12.80	12.96	12.09	13.10	13.32		
		Cumulative time (s)	90.82	76.68	64.27	51.47	38.51	26.42	13.32	1:30.81	
		Speed (m/s)	14.15	16.13	15.62	15.43	16.54	15.27	15.02	15.42	
		Stride length (m)	6.18	7.21	7.00	6.96	7.22	6.76	6.82	6.86	
		Stride duration (s)	0.444	0.447	0.448	0.451	0.437	0.442	0.454	0.445	
		Stride efficiency (%)	59.77	81.34	76.56	75.62	81.54	71.32	72.59	73.59	
		Stride count	32.34	27.72	28.57	28.75	27.69	29.60	29.34	204.01	



Note: Horizontal distance axis grid lines are 200m furlongs.

Disclaimer.

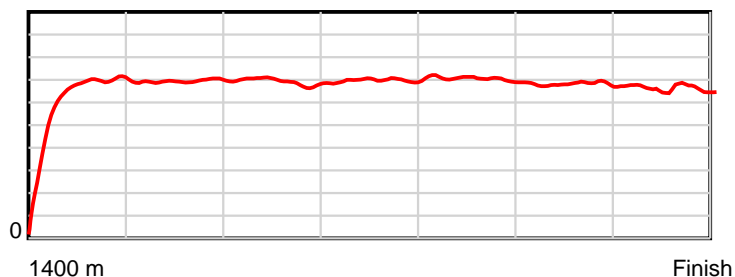
Tasracing Pty Ltd and Thoroughbred Ratings Pty Ltd accepts no responsibility for the completeness or accuracy of any of the information contained herein, and makes no representations about its suitability for any particular purpose. Users should make their own judgements about those matters and/or seek independent advice. You assume all risks associated with use of the data provided on this page.

Race Results

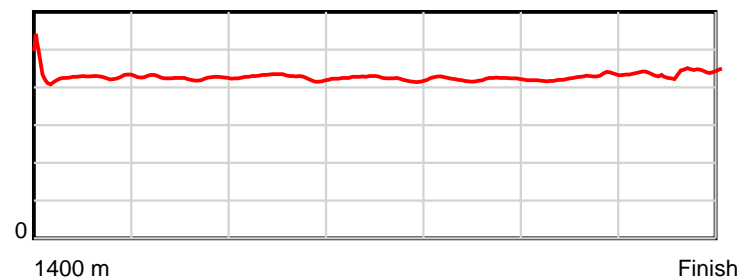
July 27, 2014, Race 6, CL1, Distance 1400m, Mowbray - Offset 4m

Result	TAB no.	Horse (Barrier)	1400 to	1200m to	1000m to	800m to	600m to	400m to	200m to	Total or	Margin
7th	12	Allgone (2)	1200m	1000m	800m	600m	400m	200m	WP	Average	
		Position in running (margin)	-	5(1.9)	6(3.1)	6(2.8)	6(2.3)	5(2.7)	5(2.7)		2.90
		Sectional time (s)	14.48	12.23	12.73	12.79	12.10	13.01	13.57		
		Cumulative time (s)	90.91	76.43	64.20	51.47	38.69	26.58	13.57	1:30.90	
		Speed (m/s)	13.81	16.35	15.71	15.64	16.53	15.37	14.74	15.40	
		Stride length (m)	5.84	6.94	6.70	6.61	6.97	6.56	6.37	6.55	
		Stride duration (s)	0.426	0.425	0.427	0.423	0.422	0.427	0.433	0.426	
		Stride efficiency (%)	53.30	75.37	70.24	68.37	75.93	67.27	63.50	67.09	
		Stride count	34.25	28.80	29.83	30.24	28.69	30.48	31.37	213.66	

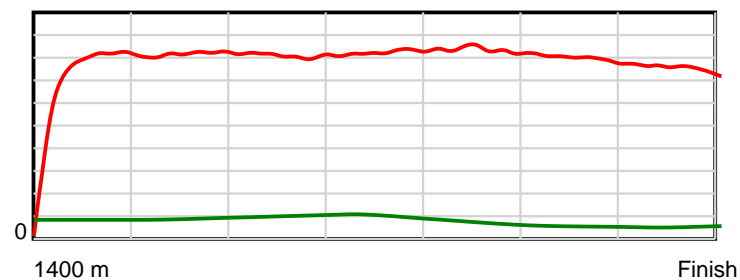
10 m Stride length



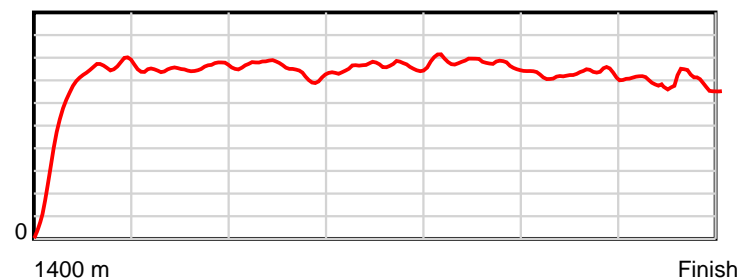
0.6 s Stride duration



20 m/sec Speed



100 % Stride efficiency



Note: Horizontal distance axis grid lines are 200m furlongs.

Disclaimer.

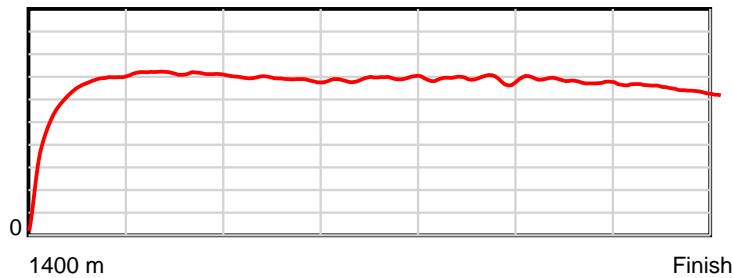
Tasracing Pty Ltd and Thoroughbred Ratings Pty Ltd accepts no responsibility for the completeness or accuracy of any of the information contained herein, and makes no representations about its suitability for any particular purpose. Users should make their own judgements about those matters and/or seek independent advice. You assume all risks associated with use of the data provided on this page.

Race Results

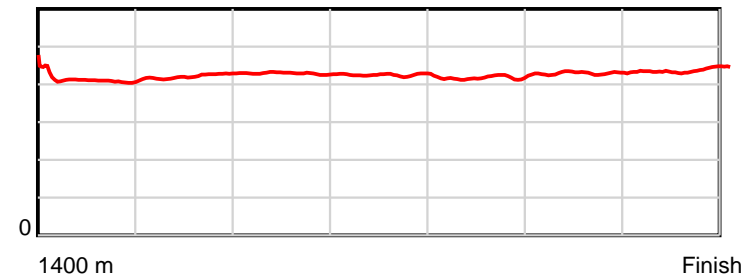
July 27, 2014, Race 6, CL1, Distance 1400m, Mowbray - Offset 4m

Result	TAB no.	Horse (Barrier)	1400 to	1200m to	1000m to	800m to	600m to	400m to	200m to	Total or	Margin
8th	13	Gee Gees Prair... (8)	1200m	1000m	800m	600m	400m	200m	WP	Average	
		Position in running (margin)	-	1(0.0)	1(0.0)	1(0.0)	3(0.1)	3(2.1)	3(2.6)		4.20
		Sectional time (s)	14.20	12.02	12.78	12.88	12.38	13.07	13.83		
		Cumulative time (s)	91.17	76.97	64.95	52.17	39.28	26.90	13.83	1:31.17	
		Speed (m/s)	14.08	16.64	15.65	15.53	16.16	15.30	14.46	15.36	
		Stride length (m)	5.66	7.01	6.71	6.58	6.76	6.57	6.33	6.49	
		Stride duration (s)	0.409	0.421	0.429	0.424	0.419	0.430	0.438	0.423	
		Stride efficiency (%)	50.14	76.75	70.36	67.76	71.43	67.49	62.57	65.87	
		Stride count	35.31	28.54	29.80	30.37	29.58	30.43	31.61	215.64	

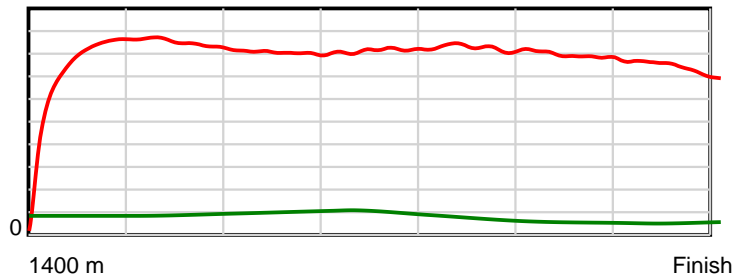
10 m Stride length



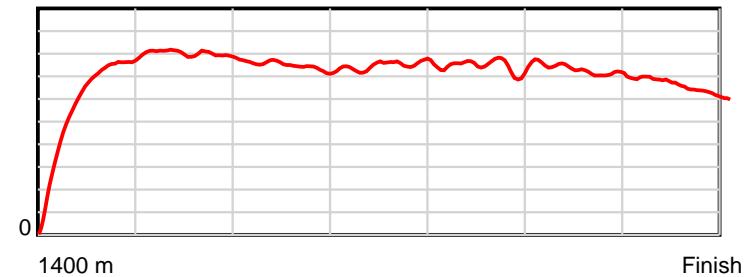
0.6 s Stride duration



20 m/sec Speed



100 % Stride efficiency



Note: Horizontal distance axis grid lines are 200m furlongs.

Disclaimer.

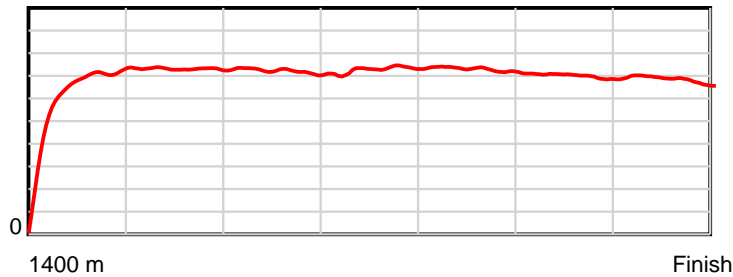
Tasracing Pty Ltd and Thoroughbred Ratings Pty Ltd accepts no responsibility for the completeness or accuracy of any of the information contained herein, and makes no representations about its suitability for any particular purpose. Users should make their own judgements about those matters and/or seek independent advice. You assume all risks associated with use of the data provided on this page.

Race Results

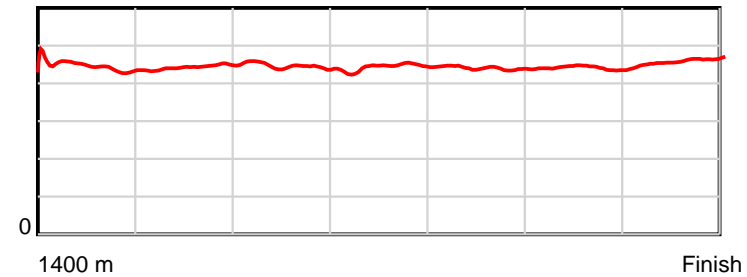
July 27, 2014, Race 6, CL1, Distance 1400m, Mowbray - Offset 4m

Result	TAB no.	Horse (Barrier)	1400 to	1200m to	1000m to	800m to	600m to	400m to	200m to	Total or	Margin
9th	5	Sting'em (9)	1200m	1000m	800m	600m	400m	200m	WP	Average	
		Position in running (margin)	-	10(2.5)	11(4.4)	12(5.5)	12(5.3)	12(6.5)	10(5.7)		5.00
		Sectional time (s)	14.48	12.35	12.97	12.83	12.24	12.87	13.60		
		Cumulative time (s)	91.33	76.85	64.50	51.53	38.70	26.46	13.60	1:31.33	
		Speed (m/s)	13.81	16.19	15.42	15.59	16.34	15.54	14.71	15.33	
		Stride length (m)	6.01	7.15	6.88	6.90	7.19	6.86	6.78	6.80	
		Stride duration (s)	0.446	0.442	0.446	0.443	0.440	0.441	0.461	0.444	
		Stride efficiency (%)	56.38	79.93	74.00	74.39	80.77	73.51	71.76	72.31	
		Stride count	33.30	27.97	29.06	28.99	27.82	29.16	29.51	205.81	

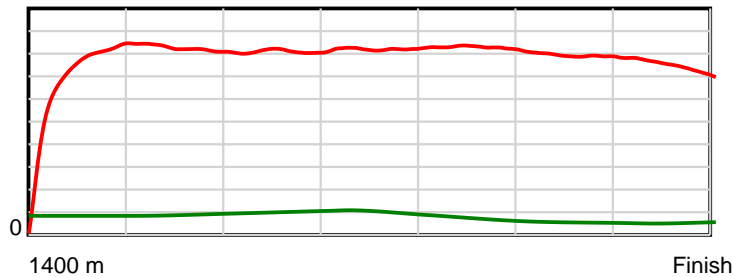
10 m Stride length



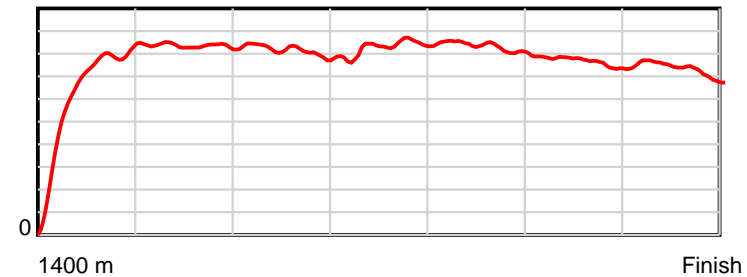
0.6 s Stride duration



20 m/sec Speed



100 % Stride efficiency



Note: Horizontal distance axis grid lines are 200m furlongs.

Disclaimer.

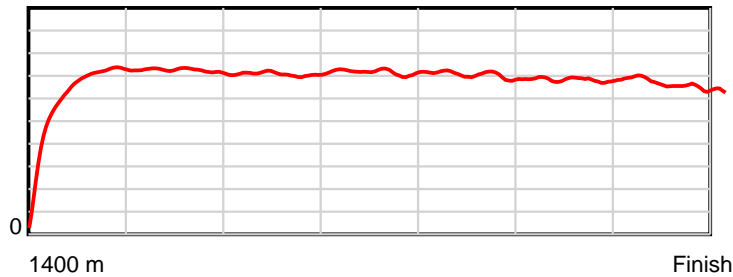
Tasracing Pty Ltd and Thoroughbred Ratings Pty Ltd accepts no responsibility for the completeness or accuracy of any of the information contained herein, and makes no representations about its suitability for any particular purpose. Users should make their own judgements about those matters and/or seek independent advice. You assume all risks associated with use of the data provided on this page.

Race Results

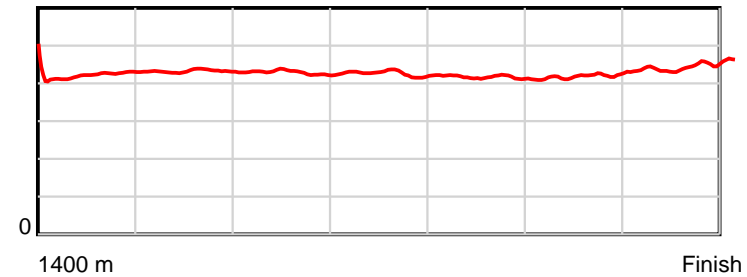
July 27, 2014, Race 6, CL1, Distance 1400m, Mowbray - Offset 4m

Result	TAB no.	Horse (Barrier)	1400 to	1200m to	1000m to	800m to	600m to	400m to	200m to	Total or	Margin
10th	9	Geegees Drumme... (5)	1200m	1000m	800m	600m	400m	200m	WP	Average	
		Position in running (margin)	-	4(1.3)	4(1.9)	3(0.6)	2(0.1)	2(0.9)	2(1.2)		5.10
		Sectional time (s)	14.62	12.13	12.57	12.77	12.18	13.04	14.03		
		Cumulative time (s)	91.35	76.73	64.60	52.03	39.26	27.08	14.03	1:31.34	
		Speed (m/s)	13.68	16.49	15.91	15.66	16.42	15.34	14.26	15.33	
		Stride length (m)	5.80	7.13	6.82	6.65	6.82	6.46	6.37	6.55	
		Stride duration (s)	0.421	0.432	0.429	0.425	0.415	0.421	0.447	0.428	
		Stride efficiency (%)	52.53	79.41	72.64	69.04	72.63	65.20	63.39	67.08	
		Stride count	34.50	28.06	29.33	30.09	29.34	30.96	31.40	213.68	

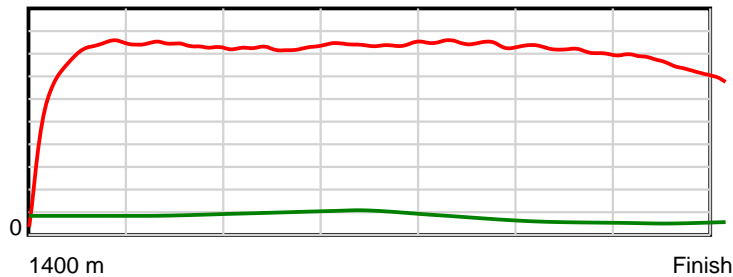
10 m Stride length



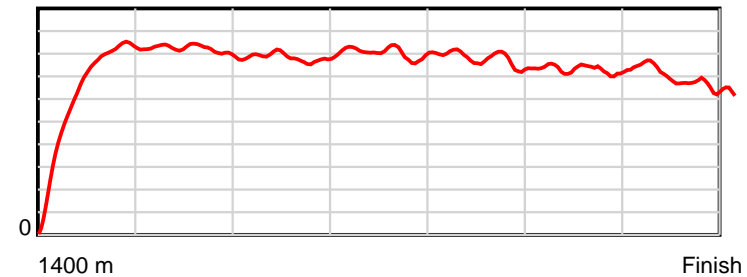
0.6 s Stride duration



20 m/sec Speed



100 % Stride efficiency



Note: Horizontal distance axis grid lines are 200m furlongs.

Disclaimer.

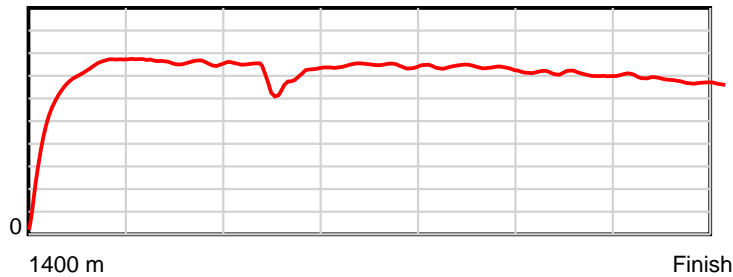
Tasracing Pty Ltd and Thoroughbred Ratings Pty Ltd accepts no responsibility for the completeness or accuracy of any of the information contained herein, and makes no representations about its suitability for any particular purpose. Users should make their own judgements about those matters and/or seek independent advice. You assume all risks associated with use of the data provided on this page.

Race Results

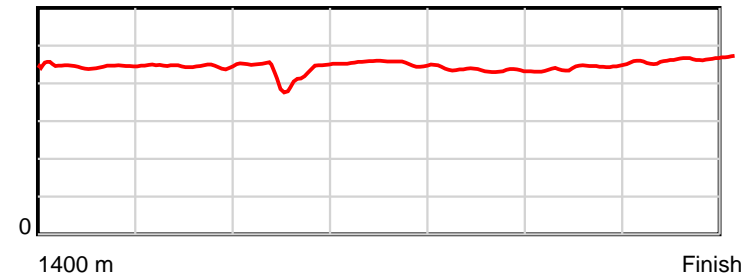
July 27, 2014, Race 6, CL1, Distance 1400m, Mowbray - Offset 4m

Result	TAB no.	Horse (Barrier)	1400 to	1200m to	1000m to	800m to	600m to	400m to	200m to	Total or	Margin
11th	8	All Cheer (11)	1200m	1000m	800m	600m	400m	200m	WP	Average	
		Position in running (margin)	-	12(3.7)	9(3.4)	8(3.3)	8(3.1)	9(3.4)	11(6.1)		7.90
		Sectional time (s)	14.82	11.98	12.76	12.84	12.10	13.43	13.98		
		Cumulative time (s)	91.91	77.09	65.10	52.35	39.51	27.41	13.98	1:31.90	
		Speed (m/s)	13.50	16.69	15.67	15.58	16.53	14.89	14.31	15.23	
		Stride length (m)	5.77	7.42	6.62	7.05	7.17	6.62	6.65	6.72	
		Stride duration (s)	0.444	0.445	0.422	0.452	0.434	0.445	0.465	0.441	
		Stride efficiency (%)	51.98	85.99	68.49	77.66	80.34	68.51	69.13	70.54	
		Stride count	34.68	26.96	30.21	28.37	27.89	30.20	30.07	208.38	

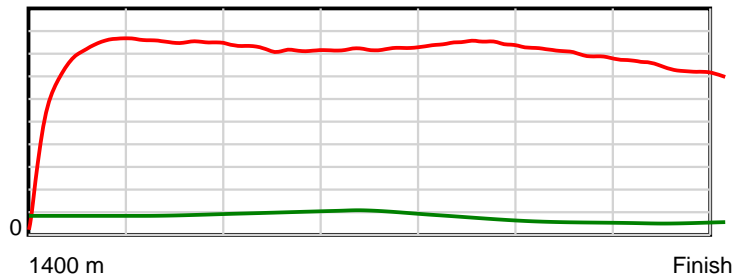
10 m Stride length



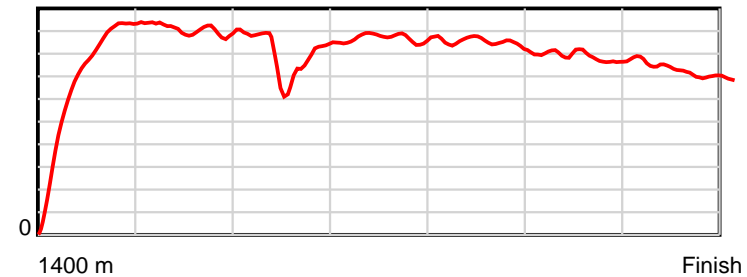
0.6 s Stride duration



20 m/sec Speed



100 % Stride efficiency



Note: Horizontal distance axis grid lines are 200m furlongs.

Disclaimer.

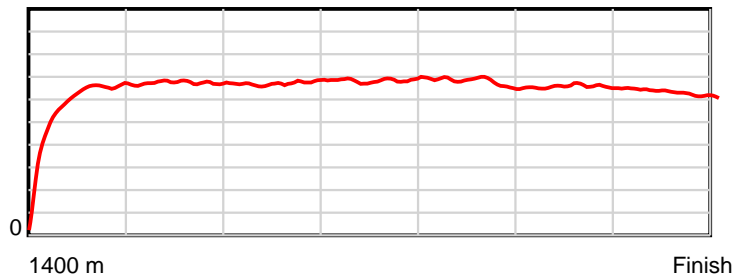
Tasracing Pty Ltd and Thoroughbred Ratings Pty Ltd accepts no responsibility for the completeness or accuracy of any of the information contained herein, and makes no representations about its suitability for any particular purpose. Users should make their own judgements about those matters and/or seek independent advice. You assume all risks associated with use of the data provided on this page.

Race Results

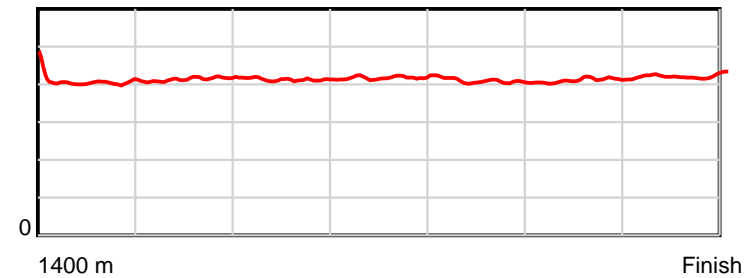
July 27, 2014, Race 6, CL1, Distance 1400m, Mowbray - Offset 4m

Result	TAB no.	Horse (Barrier)	1400 to	1200m to	1000m to	800m to	600m to	400m to	200m to	Total or	Margin
12th	14	Geegees Joker (10)	1200m	1000m	800m	600m	400m	200m	WP	Average	
		Position in running (margin)	-	13(5.4)	13(7.5)	13(6.4)	13(6.5)	13(7.6)	12(7.8)		8.40
		Sectional time (s)	15.32	12.38	12.60	12.88	12.21	13.04	13.58		
		Cumulative time (s)	92.01	76.69	64.31	51.71	38.83	26.62	13.58	1:32.01	
		Speed (m/s)	13.06	16.16	15.87	15.53	16.38	15.34	14.73	15.22	
		Stride length (m)	5.45	6.66	6.52	6.48	6.66	6.31	6.23	6.30	
		Stride duration (s)	0.411	0.412	0.411	0.417	0.407	0.411	0.423	0.414	
		Stride efficiency (%)	46.50	69.22	66.50	65.63	69.38	62.15	60.61	62.11	
		Stride count	36.66	30.05	30.66	30.86	30.02	31.71	32.11	222.07	

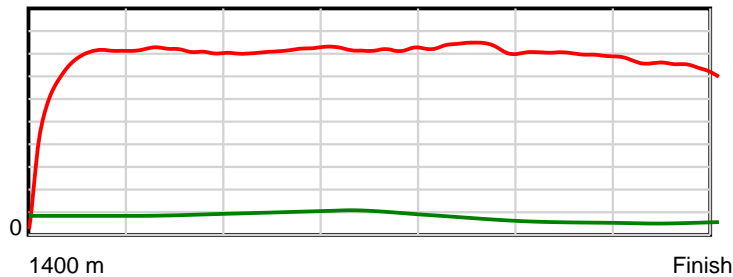
10 m Stride length



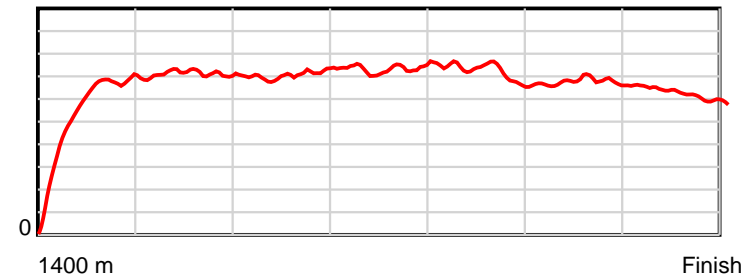
0.6 s Stride duration



20 m/sec Speed



100 % Stride efficiency



Note: Horizontal distance axis grid lines are 200m furlongs.

Disclaimer.

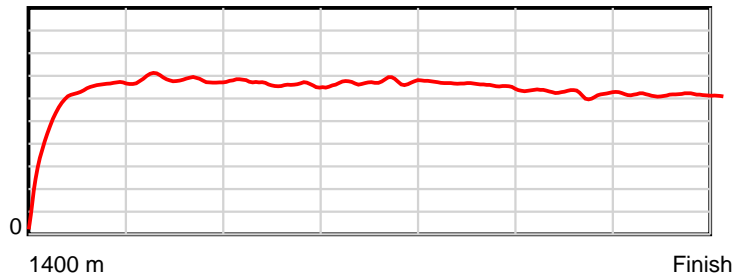
Tasracing Pty Ltd and Thoroughbred Ratings Pty Ltd accepts no responsibility for the completeness or accuracy of any of the information contained herein, and makes no representations about its suitability for any particular purpose. Users should make their own judgements about those matters and/or seek independent advice. You assume all risks associated with use of the data provided on this page.

Race Results

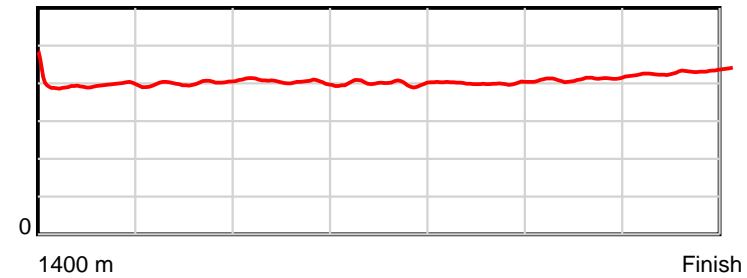
July 27, 2014, Race 6, CL1, Distance 1400m, Mowbray - Offset 4m

Result	TAB no.	Horse (Barrier)	1400 to	1200m to	1000m to	800m to	600m to	400m to	200m to	Total or	Margin
13th	11	Alive (12)	1200m	1000m	800m	600m	400m	200m	WP	Average	
		Position in running (margin)	-	6(2.0)	3(1.6)	4(1.2)	4(1.2)	7(3.3)	13(8.1)		9.70
		Sectional time (s)	14.40	11.97	12.71	12.86	12.40	13.80	14.13		
		Cumulative time (s)	92.27	77.87	65.90	53.19	40.33	27.93	14.13	1:32.26	
		Speed (m/s)	13.89	16.71	15.74	15.55	16.13	14.49	14.15	15.17	
		Stride length (m)	5.56	6.68	6.35	6.22	6.46	5.99	6.12	6.18	
		Stride duration (s)	0.401	0.400	0.404	0.400	0.400	0.413	0.432	0.407	
		Stride efficiency (%)	48.39	69.69	63.10	60.51	65.16	56.13	58.46	59.68	
		Stride count	35.94	29.95	31.47	32.14	30.97	33.37	32.70	226.54	

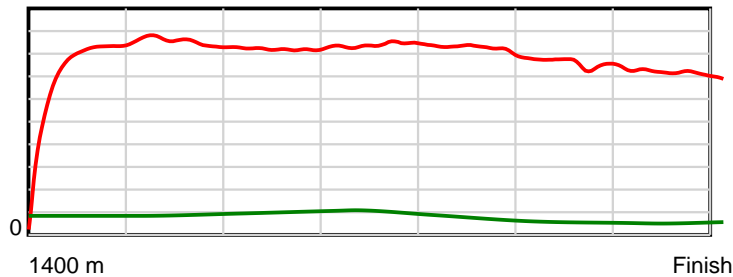
10 m Stride length



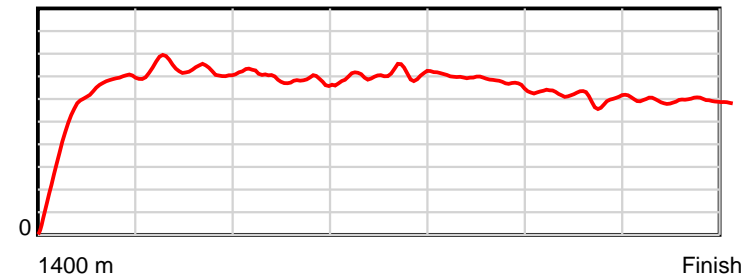
0.6 s Stride duration



20 m/sec Speed



100 % Stride efficiency



Note: Horizontal distance axis grid lines are 200m furlongs.

Disclaimer.

Tasracing Pty Ltd and Thoroughbred Ratings Pty Ltd accepts no responsibility for the completeness or accuracy of any of the information contained herein, and makes no representations about its suitability for any particular purpose. Users should make their own judgements about those matters and/or seek independent advice. You assume all risks associated with use of the data provided on this page.