



Race Results

Tasmanian Turf Club, Launceston, July 27, 2014

Compilation date: July 28, 2014, 11:34:22 AM (EST)

Copyright © 2014 Tasracing Pty Ltd. All rights reserved.

Trademarks.

StrideMASTER is a registered trademark of Thoroughbred Ratings Pty Ltd.

Disclaimer.

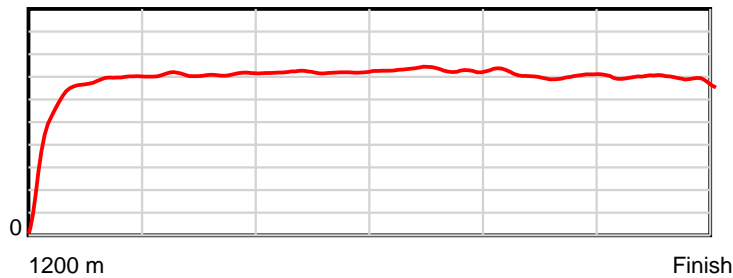
Tasracing Pty Ltd and Thoroughbred Ratings Pty Ltd accepts no responsibility for the completeness or accuracy of any of the information contained herein, and makes no representations about its suitability for any particular purpose. Users should make their own judgements about those matters and/or seek independent advice. You assume all risks associated with use of the data provided on this page.

Race Results

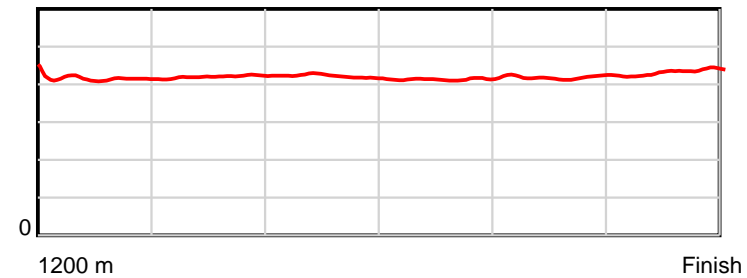
July 27, 2014, Race 7, BM62, Distance 1200m, Mowbray - Offset 4m

Result	TAB no.	Horse (Barrier)	1200 to	1000m to	800m to	600m to	400m to	200m to	Total or	Margin
1st	3	Prince Obama (10)	1000m	800m	600m	400m	200m	WP	Average	
		Position in running (margin)	-	6(2.0)	9(4.5)	7(4.6)	4(3.0)	2(1.8)		0.00
		Sectional time (s)	14.11	12.23	12.32	11.36	12.61	12.61		
		Cumulative time (s)	75.25	61.14	48.90	36.58	25.22	12.61	1:15.25	
		Speed (m/s)	14.17	16.35	16.23	17.61	15.86	15.86	15.95	
		Stride length (m)	5.93	6.87	6.84	7.27	6.64	6.89	6.71	
		Stride duration (s)	0.418	0.420	0.421	0.413	0.418	0.435	0.421	
		Stride efficiency (%)	54.91	73.74	73.12	82.66	68.89	74.22	70.44	
		Stride count	33.74	29.11	29.24	27.50	30.12	29.02	178.73	

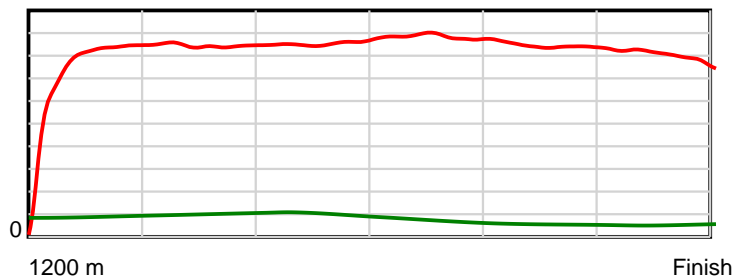
10 m Stride length



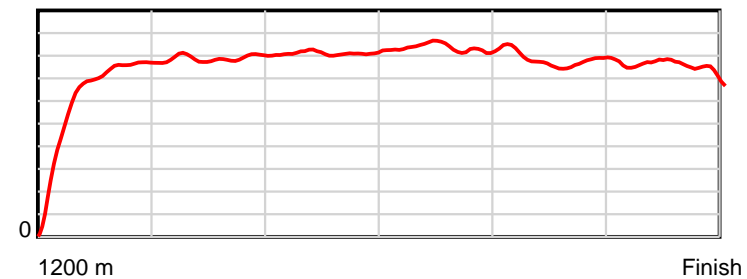
0.6 s Stride duration



20 m/sec Speed



100 % Stride efficiency



Note: Horizontal distance axis grid lines are 200m furlongs.

Disclaimer.

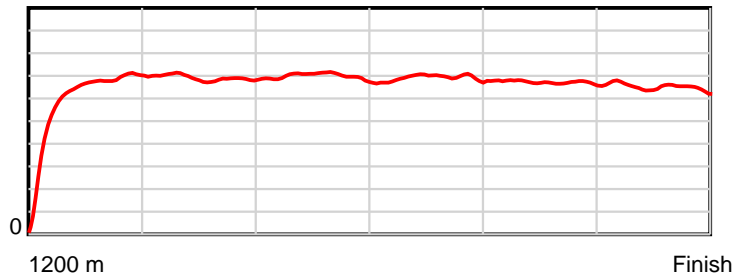
Tasracing Pty Ltd and Thoroughbred Ratings Pty Ltd accepts no responsibility for the completeness or accuracy of any of the information contained herein, and makes no representations about its suitability for any particular purpose. Users should make their own judgements about those matters and/or seek independent advice. You assume all risks associated with use of the data provided on this page.

Race Results

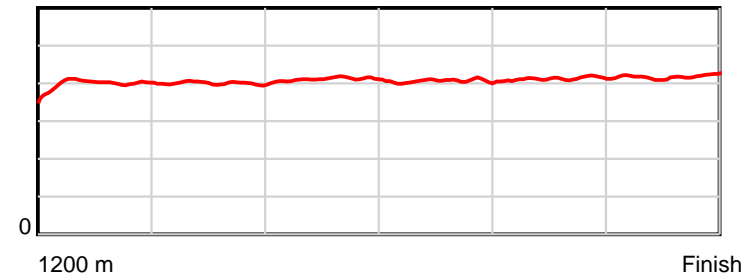
July 27, 2014, Race 7, BM62, Distance 1200m, Mowbray - Offset 4m

Result	TAB no.	Horse (Barrier)	1200 to	1000m to	800m to	600m to	400m to	200m to	Total or	Margin
2nd	1	Gee Gees Style (8)	1000m	800m	600m	400m	200m	WP	Average	
		Position in running (margin)	-	1(0.0)	1(0.0)	1(0.0)	1(0.0)	1(0.0)		0.40
		Sectional time (s)	13.83	11.82	12.29	11.64	12.81	12.93		
		Cumulative time (s)	75.33	61.50	49.68	37.38	25.75	12.93	1:15.32	
		Speed (m/s)	14.47	16.92	16.27	17.18	15.61	15.47	15.93	
		Stride length (m)	5.61	6.74	6.68	6.96	6.41	6.46	6.45	
		Stride duration (s)	0.389	0.399	0.410	0.405	0.411	0.418	0.405	
		Stride efficiency (%)	49.23	71.08	69.66	75.66	64.29	65.30	64.97	
		Stride count	35.63	29.65	29.96	28.74	31.18	30.94	186.10	

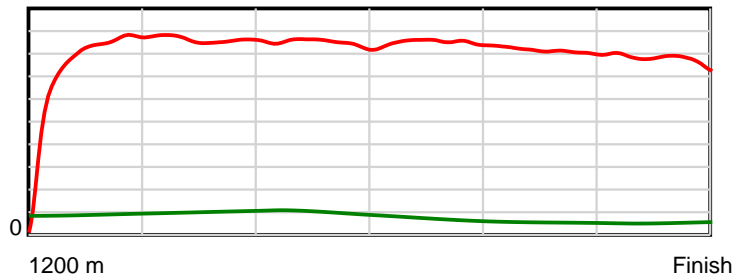
10 m Stride length



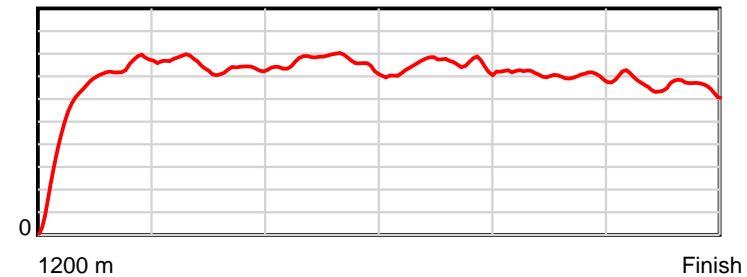
0.6 s Stride duration



20 m/sec Speed



100 % Stride efficiency



Note: Horizontal distance axis grid lines are 200m furlongs.

Disclaimer.

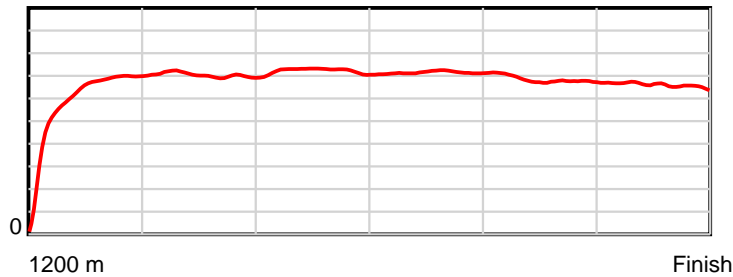
Tasracing Pty Ltd and Thoroughbred Ratings Pty Ltd accepts no responsibility for the completeness or accuracy of any of the information contained herein, and makes no representations about its suitability for any particular purpose. Users should make their own judgements about those matters and/or seek independent advice. You assume all risks associated with use of the data provided on this page.

Race Results

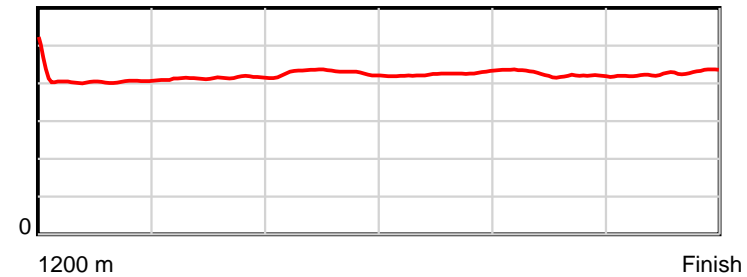
July 27, 2014, Race 7, BM62, Distance 1200m, Mowbray - Offset 4m

Result	TAB no.	Horse (Barrier)	1200 to	1000m to	800m to	600m to	400m to	200m to	Total or	Margin
3rd	9	It's Flash AI (4)	1000m	800m	600m	400m	200m	WP	Average	
		Position in running (margin)	-	2(0.0)	3(1.4)	4(1.9)	3(2.9)	3(2.8)		3.40
		Sectional time (s)	13.99	12.04	12.38	11.81	12.79	12.88		
		Cumulative time (s)	75.90	61.91	49.87	37.49	25.67	12.88	1:15.90	
		Speed (m/s)	14.30	16.61	16.16	16.93	15.64	15.53	15.81	
		Stride length (m)	6.01	6.88	6.92	7.20	6.61	6.64	6.69	
		Stride duration (s)	0.415	0.414	0.428	0.425	0.423	0.428	0.423	
		Stride efficiency (%)	56.36	73.91	74.77	80.94	68.31	68.91	69.88	
		Stride count	33.30	29.08	28.91	27.79	30.25	30.12	179.45	

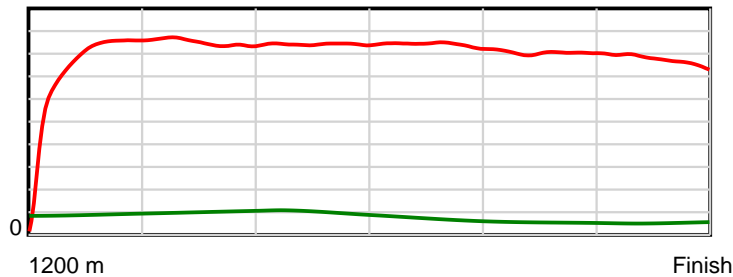
10 m Stride length



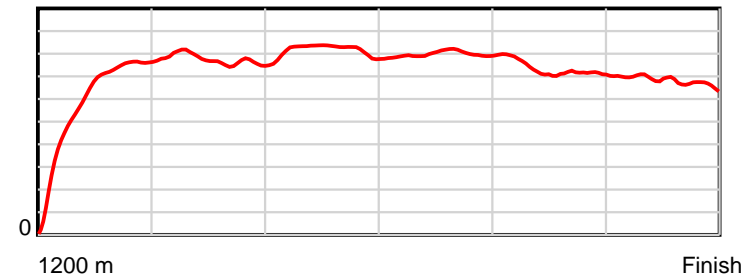
0.6 s Stride duration



20 m/sec Speed



100 % Stride efficiency



Note: Horizontal distance axis grid lines are 200m furlongs.

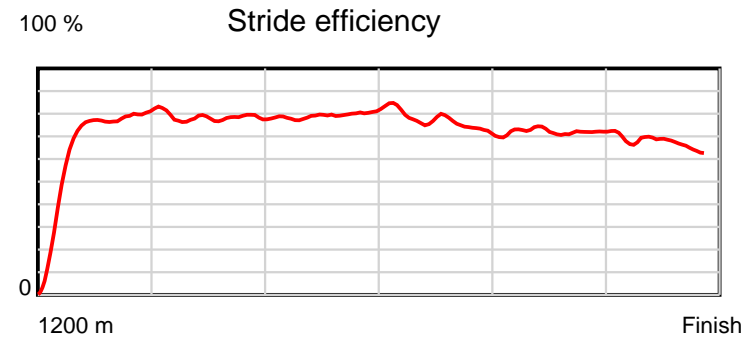
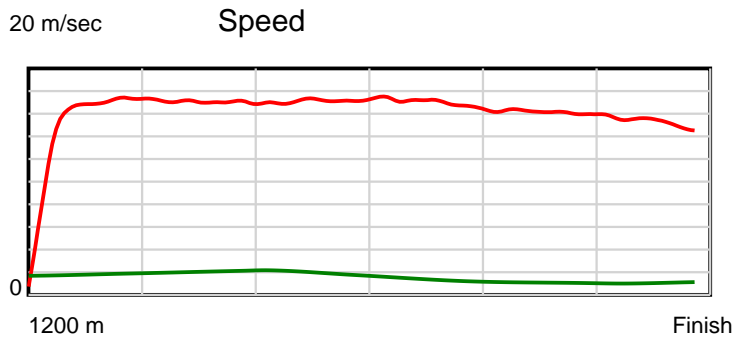
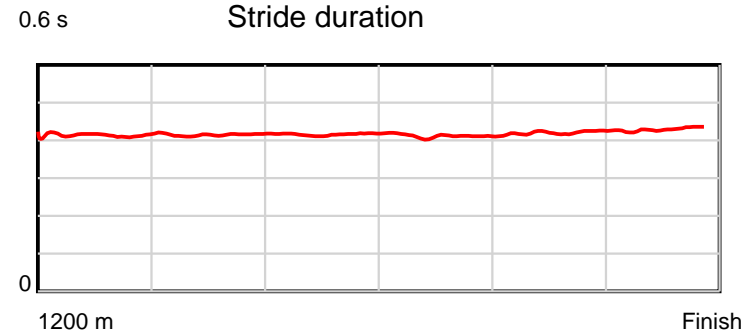
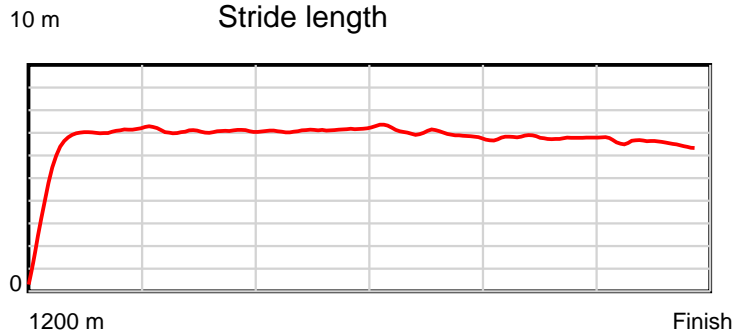
Disclaimer.

Tasracing Pty Ltd and Thoroughbred Ratings Pty Ltd accepts no responsibility for the completeness or accuracy of any of the information contained herein, and makes no representations about its suitability for any particular purpose. Users should make their own judgements about those matters and/or seek independent advice. You assume all risks associated with use of the data provided on this page.

Race Results

July 27, 2014, Race 7, BM62, Distance 1200m, Mowbray - Offset 4m

Result	TAB no.	Horse (Barrier)	1200 to	1000m to	800m to	600m to	400m to	200m to	Total or	Margin
4th	11	Qui Samer (7)	1000m	800m	600m	400m	200m	WP	Average	
		Position in running (margin)	-	10(2.5)	5(3.2)	5(2.9)	5(3.3)	6(3.8)		3.80
		Sectional time (s)	14.21	11.94	12.23	11.70	12.90	12.98		
		Cumulative time (s)	75.97	61.76	49.82	37.58	25.88	12.98	1:15.97	
		Speed (m/s)	14.07	16.75	16.35	17.09	15.50	15.41	15.80	
		Stride length (m)	5.94	6.93	6.79	7.04	6.48	6.61	6.61	
		Stride duration (s)	0.424	0.414	0.415	0.412	0.418	0.429	0.419	
		Stride efficiency (%)	55.09	74.97	72.09	77.55	65.70	68.22	68.31	
		Stride count	33.68	28.87	29.45	28.39	30.84	30.27	181.50	



Note: Horizontal distance axis grid lines are 200m furlongs.

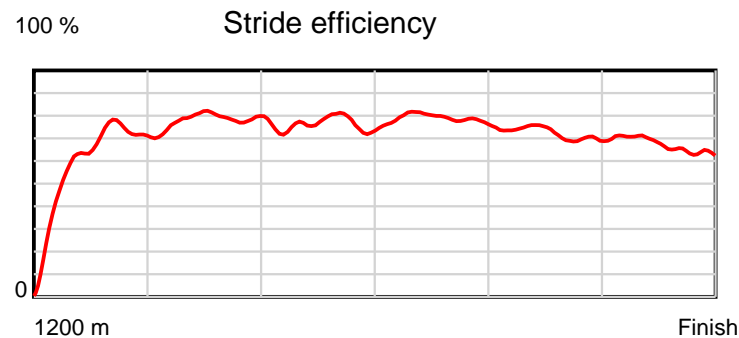
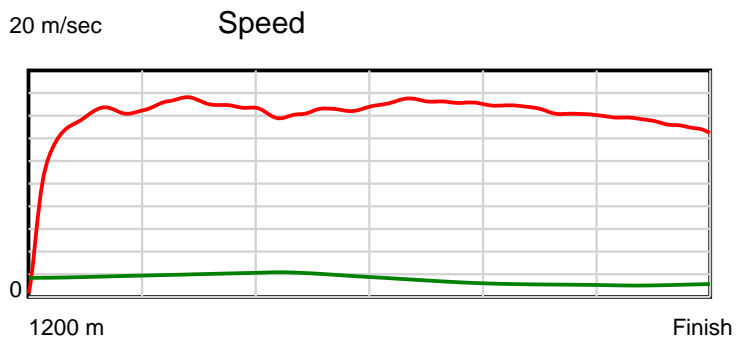
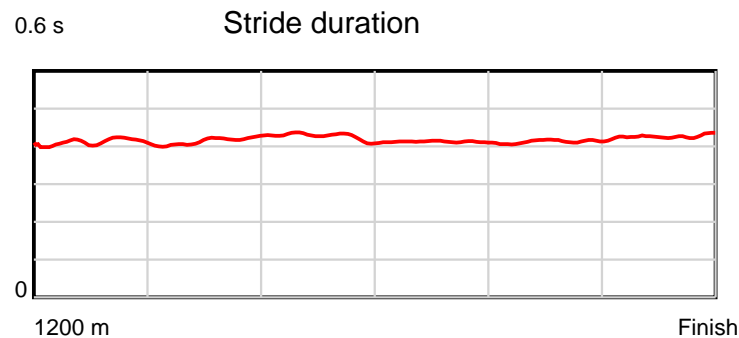
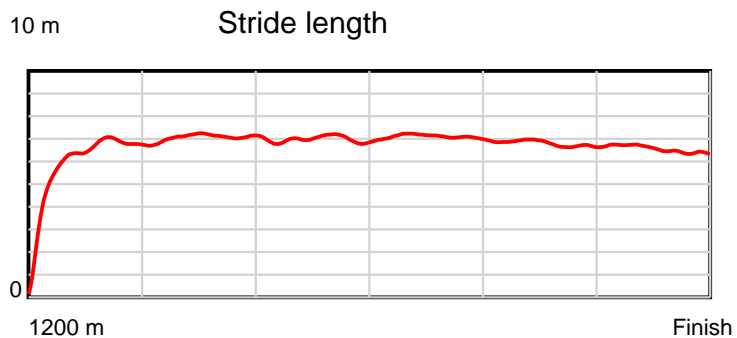
Disclaimer.

Tasracing Pty Ltd and Thoroughbred Ratings Pty Ltd accepts no responsibility for the completeness or accuracy of any of the information contained herein, and makes no representations about its suitability for any particular purpose. Users should make their own judgements about those matters and/or seek independent advice. You assume all risks associated with use of the data provided on this page.

Race Results

July 27, 2014, Race 7, BM62, Distance 1200m, Mowbray - Offset 4m

Result	TAB no.	Horse (Barrier)	1200 to	1000m to	800m to	600m to	400m to	200m to	Total or	Margin
5th	8	Planetary (1)	1000m	800m	600m	400m	200m	WP	Average	
		Position in running (margin)	-	8(2.2)	8(4.1)	9(5.5)	9(4.9)	5(3.8)		4.80
		Sectional time (s)	14.34	12.15	12.52	11.53	12.63	12.98		
		Cumulative time (s)	76.16	61.82	49.67	37.15	25.61	12.98	1:16.15	
		Speed (m/s)	13.94	16.46	15.97	17.35	15.84	15.41	15.76	
		Stride length (m)	5.70	6.80	6.80	7.15	6.52	6.59	6.56	
		Stride duration (s)	0.401	0.413	0.426	0.412	0.412	0.428	0.416	
		Stride efficiency (%)	50.70	72.35	72.29	79.98	66.43	67.83	67.27	
		Stride count	35.11	29.39	29.41	27.96	30.67	30.36	182.90	



Note: Horizontal distance axis grid lines are 200m furlongs.

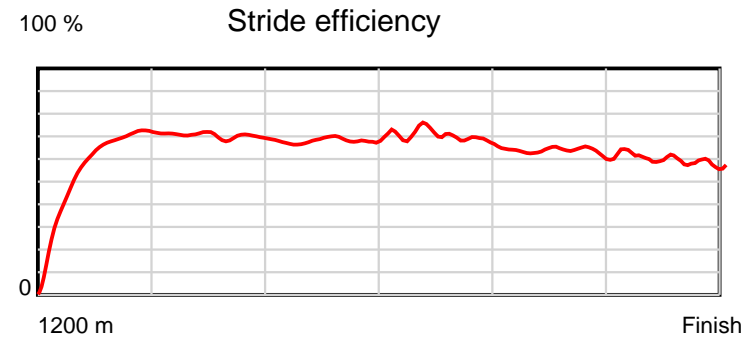
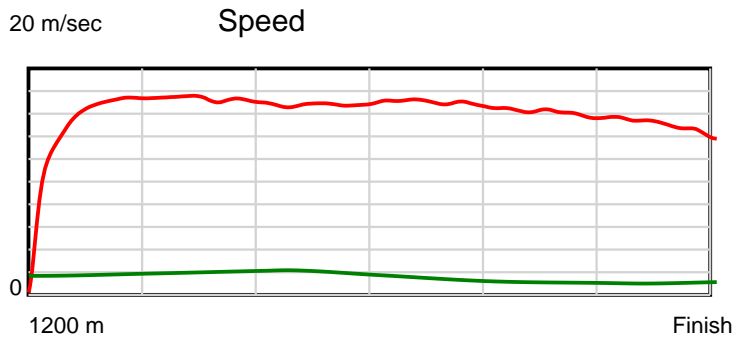
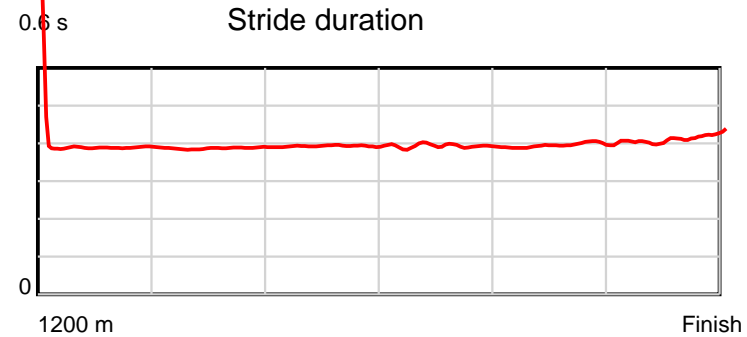
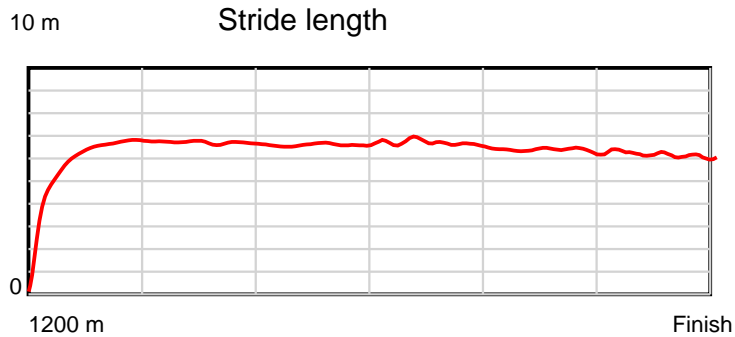
Disclaimer.

Tasracing Pty Ltd and Thoroughbred Ratings Pty Ltd accepts no responsibility for the completeness or accuracy of any of the information contained herein, and makes no representations about its suitability for any particular purpose. Users should make their own judgements about those matters and/or seek independent advice. You assume all risks associated with use of the data provided on this page.

Race Results

July 27, 2014, Race 7, BM62, Distance 1200m, Mowbray - Offset 4m

Result	TAB no.	Horse (Barrier)	1200 to	1000m to	800m to	600m to	400m to	200m to	Total or	Margin
6th	4	Smartie Artie (11)	1000m	800m	600m	400m	200m	WP	Average	
		Position in running (margin)	-	3(0.3)	4(1.8)	3(1.6)	2(2.1)	4(3.3)		5.80
		Sectional time (s)	13.83	12.07	12.26	11.73	13.00	13.47		
		Cumulative time (s)	76.36	62.53	50.46	38.20	26.48	13.47	1:16.36	
		Speed (m/s)	14.46	16.57	16.31	17.05	15.38	14.85	15.72	
		Stride length (m)	5.92	6.42	6.41	6.68	6.09	6.14	6.27	
		Stride duration (s)	0.410	0.387	0.393	0.392	0.396	0.413	0.399	
		Stride efficiency (%)	54.74	64.37	64.17	69.78	57.99	58.86	61.35	
		Stride count	33.79	31.16	31.21	29.93	32.83	32.59	191.51	



Note: Horizontal distance axis grid lines are 200m furlongs.

Disclaimer.

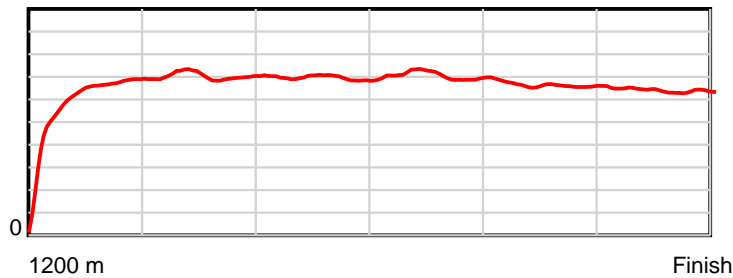
Tasracing Pty Ltd and Thoroughbred Ratings Pty Ltd accepts no responsibility for the completeness or accuracy of any of the information contained herein, and makes no representations about its suitability for any particular purpose. Users should make their own judgements about those matters and/or seek independent advice. You assume all risks associated with use of the data provided on this page.

Race Results

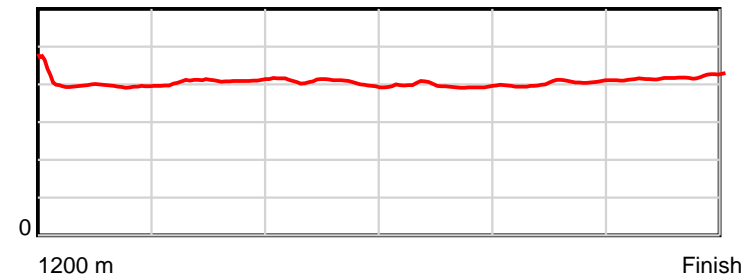
July 27, 2014, Race 7, BM62, Distance 1200m, Mowbray - Offset 4m

Result	TAB no.	Horse (Barrier)	1200 to	1000m to	800m to	600m to	400m to	200m to	Total or	Margin
7th	12	Freddie Two Sh... (9)	1000m	800m	600m	400m	200m	WP	Average	
		Position in running (margin)	-	11(4.3)	10(5.4)	10(5.9)	6(3.5)	7(4.6)		6.20
		Sectional time (s)	14.77	12.01	12.38	11.24	12.99	13.04		
		Cumulative time (s)	76.43	61.66	49.65	37.28	26.04	13.04	1:16.43	
		Speed (m/s)	13.54	16.65	16.16	17.79	15.40	15.34	15.70	
		Stride length (m)	5.60	6.76	6.53	7.05	6.21	6.44	6.40	
		Stride duration (s)	0.396	0.406	0.404	0.396	0.403	0.420	0.407	
		Stride efficiency (%)	48.93	71.36	66.68	77.65	60.26	64.86	63.95	
		Stride count	35.74	29.60	30.62	28.37	32.21	31.04	187.58	

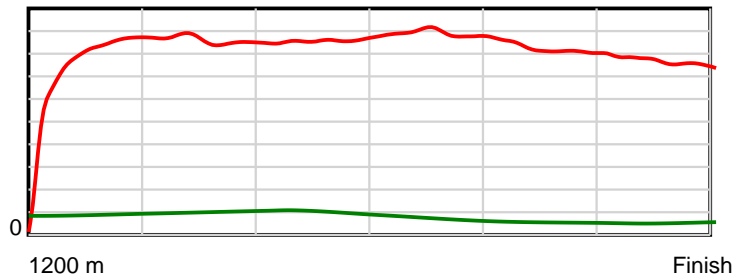
10 m Stride length



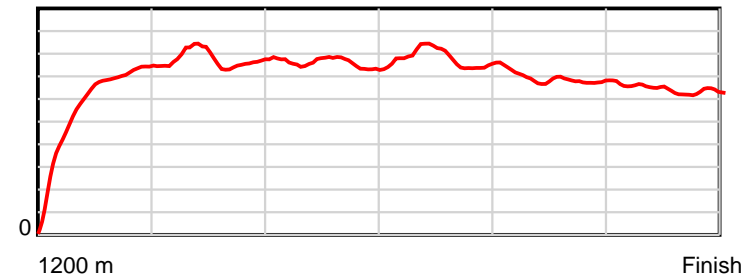
0.6 s Stride duration



20 m/sec Speed



100 % Stride efficiency



Note: Horizontal distance axis grid lines are 200m furlongs.

Disclaimer.

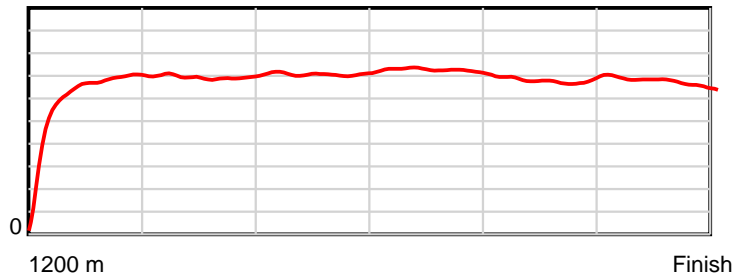
Tasracing Pty Ltd and Thoroughbred Ratings Pty Ltd accepts no responsibility for the completeness or accuracy of any of the information contained herein, and makes no representations about its suitability for any particular purpose. Users should make their own judgements about those matters and/or seek independent advice. You assume all risks associated with use of the data provided on this page.

Race Results

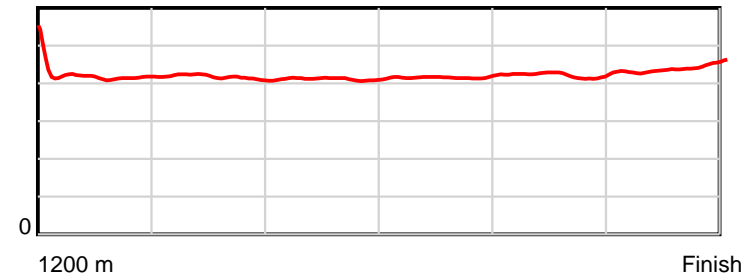
July 27, 2014, Race 7, BM62, Distance 1200m, Mowbray - Offset 4m

Result	TAB no.	Horse (Barrier)	1200 to	1000m to	800m to	600m to	400m to	200m to	Total or	Margin
8th	13	One At a Time (12)	1000m	800m	600m	400m	200m	WP	Average	
		Position in running (margin)	-	9(2.3)	12(6.4)	11(6.4)	11(5.7)	10(7.6)		8.20
		Sectional time (s)	14.22	12.52	12.28	11.53	13.12	13.15		
		Cumulative time (s)	76.82	62.60	50.08	37.80	26.27	13.15	1:16.81	
		Speed (m/s)	14.06	15.97	16.29	17.35	15.24	15.21	15.62	
		Stride length (m)	6.09	6.66	6.70	7.22	6.45	6.73	6.62	
		Stride duration (s)	0.429	0.417	0.411	0.416	0.423	0.442	0.424	
		Stride efficiency (%)	57.90	69.32	70.18	81.43	64.92	70.79	68.54	
		Stride count	32.86	30.03	29.84	27.71	31.03	29.72	181.19	

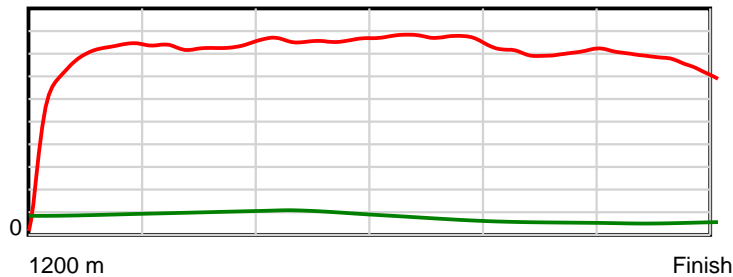
10 m Stride length



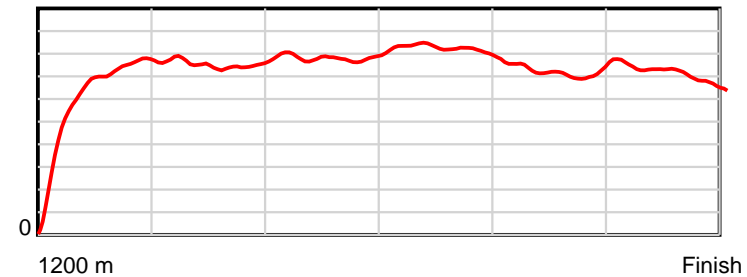
0.6 s Stride duration



20 m/sec Speed



100 % Stride efficiency



Note: Horizontal distance axis grid lines are 200m furlongs.

Disclaimer.

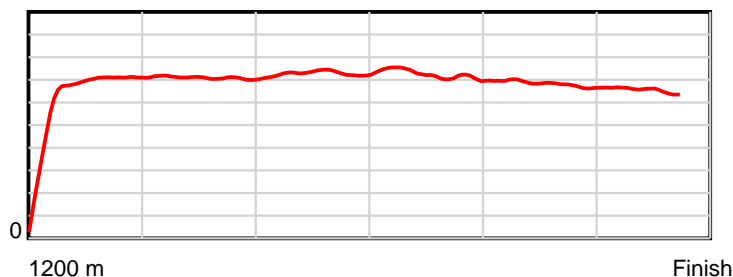
Tasracing Pty Ltd and Thoroughbred Ratings Pty Ltd accepts no responsibility for the completeness or accuracy of any of the information contained herein, and makes no representations about its suitability for any particular purpose. Users should make their own judgements about those matters and/or seek independent advice. You assume all risks associated with use of the data provided on this page.

Race Results

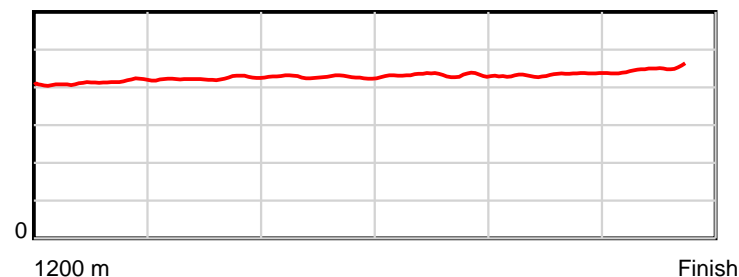
July 27, 2014, Race 7, BM62, Distance 1200m, Mowbray - Offset 4m

Result	TAB no.	Horse (Barrier)	1200 to	1000m to	800m to	600m to	400m to	200m to	Total or	Margin
9th	6	Josies Gee Gee (2)	1000m	800m	600m	400m	200m	WP	Average	
		Position in running (margin)	-	7(2.1)	6(3.4)	6(3.1)	8(4.6)	9(6.6)		9.50
		Sectional time (s)	14.26	12.04	12.24	11.89	13.13	13.52		
		Cumulative time (s)	77.08	62.82	50.78	38.54	26.65	13.52	1:17.07	
		Speed (m/s)	14.02	16.61	16.34	16.82	15.23	14.79	15.57	
		Stride length (m)	6.29	6.99	7.00	7.22	6.57	6.61	6.77	
		Stride duration (s)	0.445	0.421	0.429	0.430	0.432	0.447	0.435	
		Stride efficiency (%)	61.87	76.32	76.65	81.52	67.55	68.27	71.55	
		Stride count	31.79	28.62	28.56	27.69	30.42	30.26	177.34	

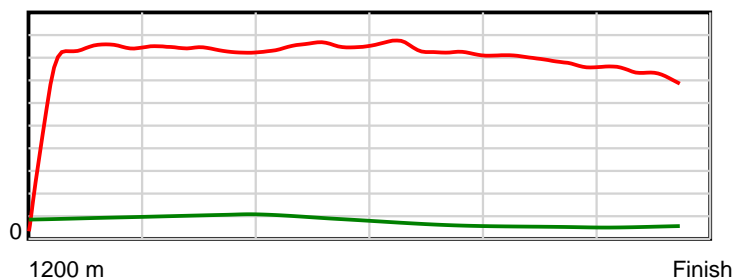
10 m Stride length



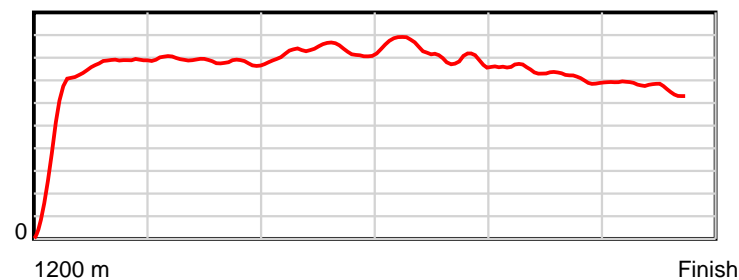
0.6 s Stride duration



20 m/sec Speed



100 % Stride efficiency



Note: Horizontal distance axis grid lines are 200m furlongs.

Disclaimer.

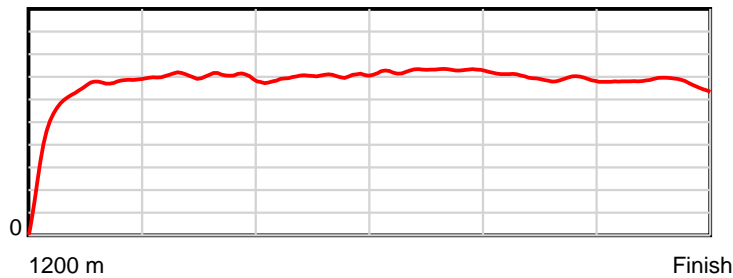
Tasracing Pty Ltd and Thoroughbred Ratings Pty Ltd accepts no responsibility for the completeness or accuracy of any of the information contained herein, and makes no representations about its suitability for any particular purpose. Users should make their own judgements about those matters and/or seek independent advice. You assume all risks associated with use of the data provided on this page.

Race Results

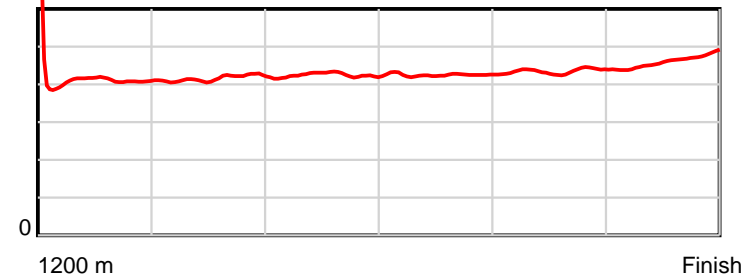
July 27, 2014, Race 7, BM62, Distance 1200m, Mowbray - Offset 4m

Result	TAB no.	Horse (Barrier)	1200 to	1000m to	800m to	600m to	400m to	200m to	Total or	Margin
10th	10	Cielo Duro (6)	1000m	800m	600m	400m	200m	WP	Average	
		Position in running (margin)	-	5(1.1)	7(3.6)	8(4.9)	10(4.9)	8(6.2)		12.50
		Sectional time (s)	14.29	12.23	12.52	11.63	13.03	13.98		
		Cumulative time (s)	77.68	63.39	51.15	38.64	27.01	13.98	1:17.68	
		Speed (m/s)	14.00	16.35	15.97	17.20	15.35	14.31	15.45	
		Stride length (m)	6.11	6.79	6.75	7.30	6.68	6.66	6.70	
		Stride duration (s)	0.427	0.415	0.422	0.425	0.435	0.465	0.434	
		Stride efficiency (%)	58.40	71.99	71.20	83.35	69.79	69.22	70.10	
		Stride count	32.71	29.47	29.63	27.38	29.93	30.05	179.17	

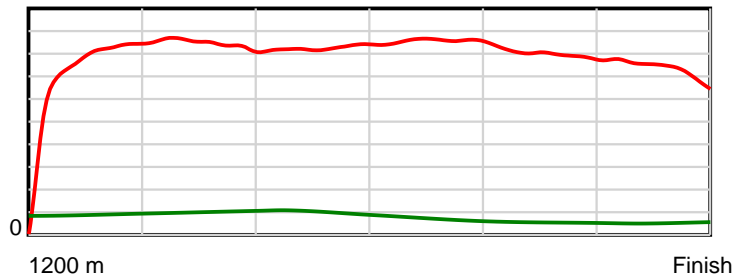
10 m Stride length



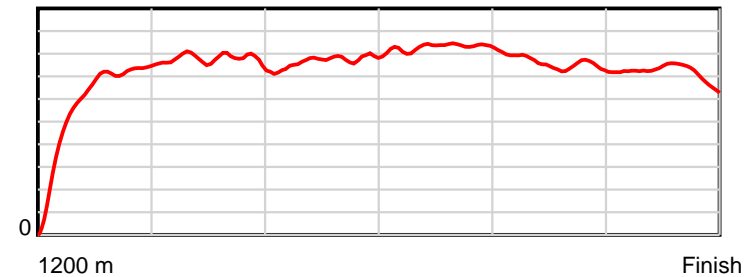
0.6 s Stride duration



20 m/sec Speed



100 % Stride efficiency



Note: Horizontal distance axis grid lines are 200m furlongs.

Disclaimer.

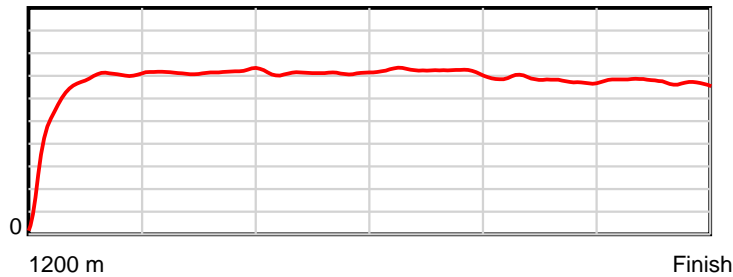
Tasracing Pty Ltd and Thoroughbred Ratings Pty Ltd accepts no responsibility for the completeness or accuracy of any of the information contained herein, and makes no representations about its suitability for any particular purpose. Users should make their own judgements about those matters and/or seek independent advice. You assume all risks associated with use of the data provided on this page.

Race Results

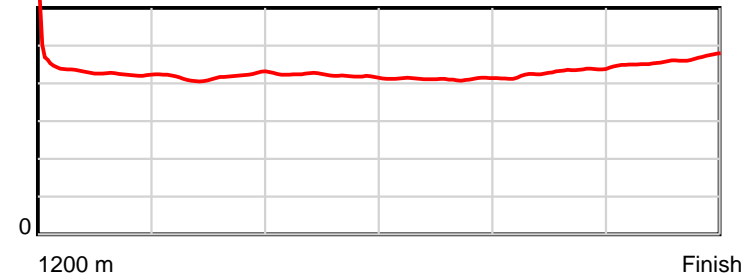
July 27, 2014, Race 7, BM62, Distance 1200m, Mowbray - Offset 4m

Result	TAB no.	Horse (Barrier)	1200 to	1000m to	800m to	600m to	400m to	200m to	Total or	Margin
11th	7	Kirkson (5)	1000m	800m	600m	400m	200m	WP	Average	
		Position in running (margin)	-	12(4.8)	11(5.8)	12(6.4)	12(5.9)	12(8.9)		13.50
		Sectional time (s)	14.99	11.99	12.39	11.54	13.31	13.65		
		Cumulative time (s)	77.88	62.89	50.90	38.50	26.96	13.65	1:17.87	
		Speed (m/s)	13.34	16.68	16.14	17.33	15.03	14.65	15.41	
		Stride length (m)	5.93	6.97	6.79	7.14	6.48	6.79	6.66	
		Stride duration (s)	0.430	0.418	0.421	0.412	0.432	0.463	0.432	
		Stride efficiency (%)	55.03	75.95	71.98	79.56	65.71	72.06	69.31	
		Stride count	33.70	28.69	29.47	28.03	30.84	29.45	180.18	

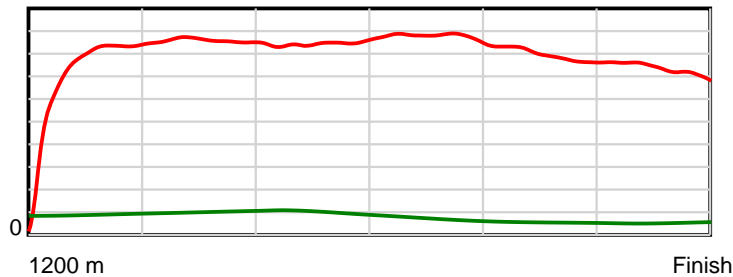
10 m Stride length



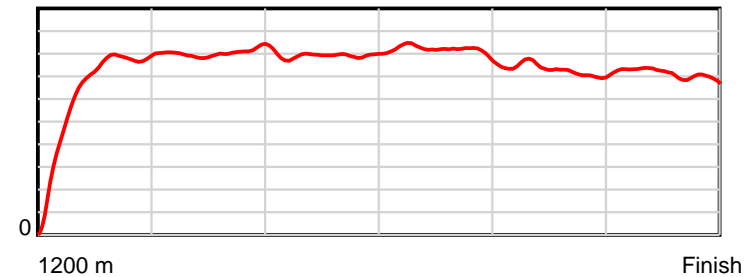
0.6 s Stride duration



20 m/sec Speed



100 % Stride efficiency



Note: Horizontal distance axis grid lines are 200m furlongs.

Disclaimer.

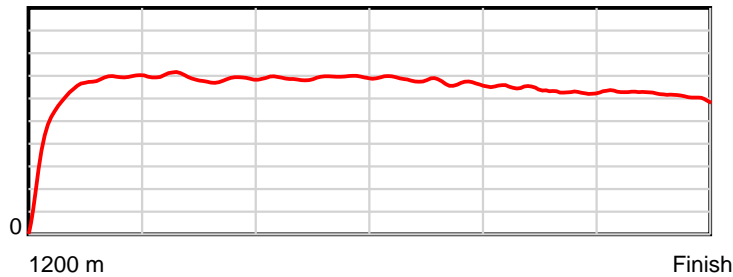
Tasracing Pty Ltd and Thoroughbred Ratings Pty Ltd accepts no responsibility for the completeness or accuracy of any of the information contained herein, and makes no representations about its suitability for any particular purpose. Users should make their own judgements about those matters and/or seek independent advice. You assume all risks associated with use of the data provided on this page.

Race Results

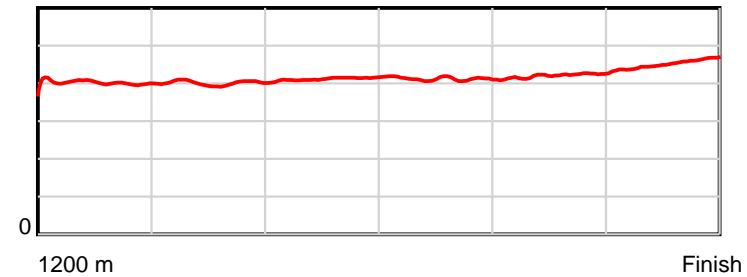
July 27, 2014, Race 7, BM62, Distance 1200m, Mowbray - Offset 4m

Result	TAB no.	Horse (Barrier)	1200 to	1000m to	800m to	600m to	400m to	200m to	Total or	Margin
12th	5	Dangerous Geeg... (3)	1000m	800m	600m	400m	200m	WP	Average	
		Position in running (margin)	-	4(0.4)	2(0.8)	2(1.1)	7(4.0)	11(8.6)		19.30
		Sectional time (s)	14.34	11.89	12.35	12.12	13.57	14.79		
		Cumulative time (s)	79.06	64.72	52.84	40.48	28.36	14.79	1:19.06	
		Speed (m/s)	13.94	16.82	16.19	16.50	14.74	13.52	15.18	
		Stride length (m)	5.75	6.74	6.67	6.78	6.19	6.15	6.36	
		Stride duration (s)	0.399	0.400	0.412	0.411	0.420	0.455	0.419	
		Stride efficiency (%)	51.69	70.91	69.49	71.87	59.83	59.05	63.12	
		Stride count	34.78	29.69	29.99	29.49	32.32	32.54	188.81	

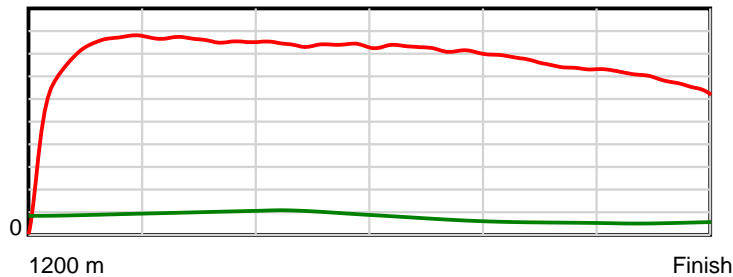
10 m Stride length



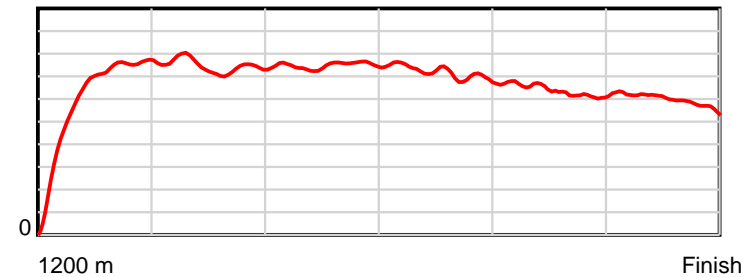
0.6 s Stride duration



20 m/sec Speed



100 % Stride efficiency



Note: Horizontal distance axis grid lines are 200m furlongs.

Disclaimer.

Tasracing Pty Ltd and Thoroughbred Ratings Pty Ltd accepts no responsibility for the completeness or accuracy of any of the information contained herein, and makes no representations about its suitability for any particular purpose. Users should make their own judgements about those matters and/or seek independent advice. You assume all risks associated with use of the data provided on this page.