



Race Results

Devonport Racing Club, Devonport Synthetic, August 02, 2014

Compilation date: August 4, 2014, 12:03:20 PM (EST)

Copyright © 2014 Tasracing Pty Ltd. All rights reserved.

Trademarks.

StrideMASTER is a registered trademark of Thoroughbred Ratings Pty Ltd.

Disclaimer.

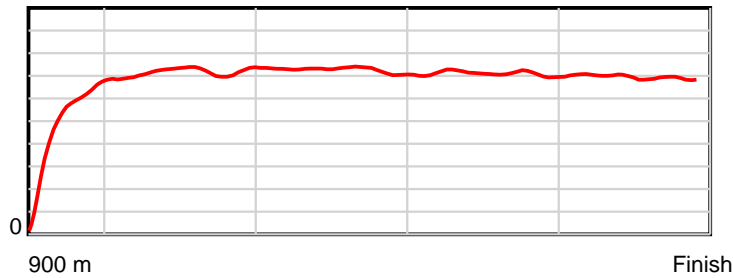
Tasracing Pty Ltd and Thoroughbred Ratings Pty Ltd accepts no responsibility for the completeness or accuracy of any of the information contained herein, and makes no representations about its suitability for any particular purpose. Users should make their own judgements about those matters and/or seek independent advice. You assume all risks associated with use of the data provided on this page.

Race Results

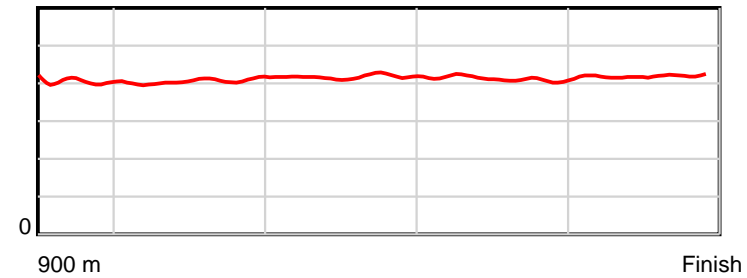
August 02, 2014, Race 2, 3UP MDN-SW, Distance 900m, Spreyton - Offset 0m

Result	TAB no.	Horse (Barrier)	900 to	800m to	600m to	400m to	200m to	Total or	Margin
1st	13	Rumeron (7)	800m	600m	400m	200m	WP	Average	
		Position in running (margin)	-	5(3.3)	9(3.5)	7(3.1)	7(2.0)		0.00
		Sectional time (s)	8.46	11.08	11.72	11.57	12.06		
		Cumulative time (s)	54.88	46.42	35.35	23.63	12.06	0:54.88	
		Speed (m/s)	11.82	18.05	17.06	17.29	16.58	16.40	
		Stride length (m)	4.77	7.32	7.11	7.12	6.95	6.75	
		Stride duration (s)	0.404	0.405	0.417	0.412	0.419	0.412	
		Stride efficiency (%)	35.63	83.71	79.08	79.15	75.51	71.29	
		Stride count	20.94	27.33	28.11	28.10	28.77	133.25	

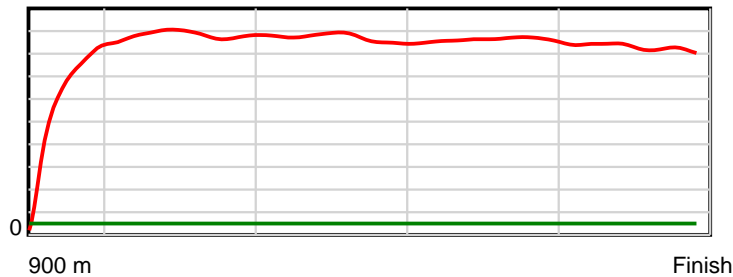
10 m Stride length



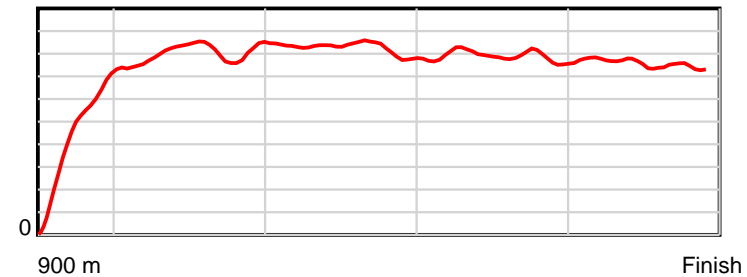
0.6 s Stride duration



20 m/sec Speed



100 % Stride efficiency



Note: Horizontal distance axis grid lines are 200m furlongs.

Disclaimer.

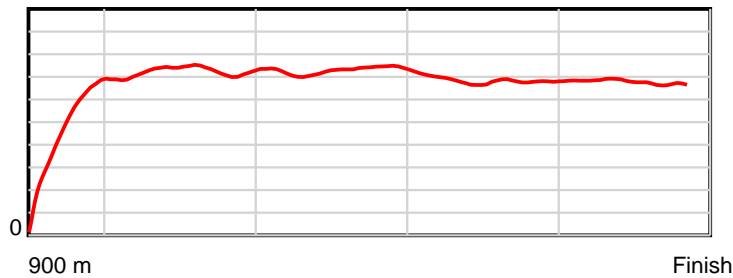
Tasracing Pty Ltd and Thoroughbred Ratings Pty Ltd accepts no responsibility for the completeness or accuracy of any of the information contained herein, and makes no representations about its suitability for any particular purpose. Users should make their own judgements about those matters and/or seek independent advice. You assume all risks associated with use of the data provided on this page.

Race Results

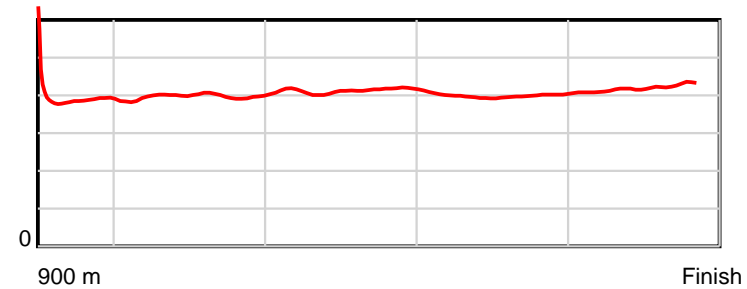
August 02, 2014, Race 2, 3UP MDN-SW, Distance 900m, Spreyton - Offset 0m

Result	TAB no.	Horse (Barrier)	900 to	800m to	600m to	400m to	200m to	Total or	Margin
2nd	5	Little May (2)	800m	600m	400m	200m	WP	Average	
		Position in running (margin)	-	9(4.6)	7(2.3)	4(0.6)	2(0.2)		0.20
		Sectional time (s)	8.75	10.65	11.51	11.68	12.33		
		Cumulative time (s)	54.92	46.17	35.52	24.01	12.33	0:54.92	
		Speed (m/s)	11.43	18.78	17.38	17.12	16.22	16.39	
		Stride length (m)	4.58	7.41	7.13	6.84	6.78	6.64	
		Stride duration (s)	0.391	0.395	0.410	0.399	0.418	0.405	
		Stride efficiency (%)	32.85	85.85	79.50	73.09	71.79	68.86	
		Stride count	21.81	26.98	28.04	29.24	29.51	135.58	

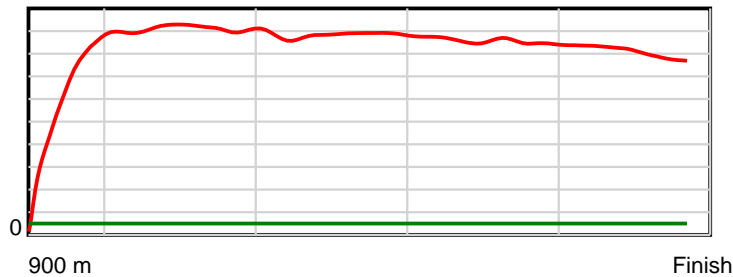
10 m Stride length



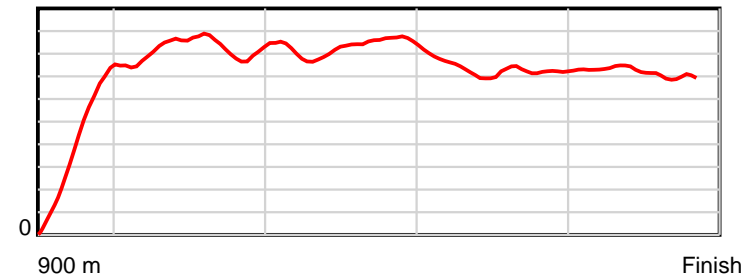
0.6 s Stride duration



20 m/sec Speed



100 % Stride efficiency



Note: Horizontal distance axis grid lines are 200m furlongs.

Disclaimer.

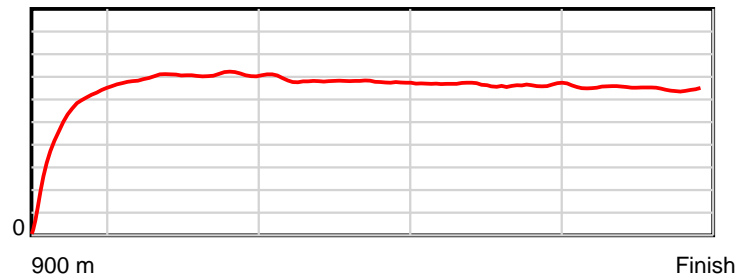
Tasracing Pty Ltd and Thoroughbred Ratings Pty Ltd accepts no responsibility for the completeness or accuracy of any of the information contained herein, and makes no representations about its suitability for any particular purpose. Users should make their own judgements about those matters and/or seek independent advice. You assume all risks associated with use of the data provided on this page.

Race Results

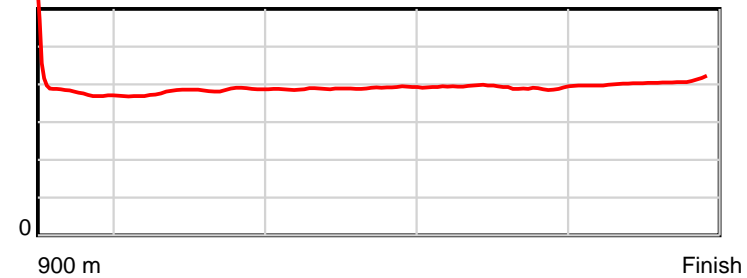
August 02, 2014, Race 2, 3UP MDN-SW, Distance 900m, Spreyton - Offset 0m

Result	TAB no.	Horse (Barrier)	900 to	800m to	600m to	400m to	200m to	Total or	Margin
3rd	6	Scrivete (3)	800m	600m	400m	200m	WP	Average	
		Position in running (margin)	-	2(1.5)	2(0.0)	2(0.3)	3(0.3)		1.50
		Sectional time (s)	8.29	10.79	11.84	11.75	12.49		
		Cumulative time (s)	55.16	46.87	36.08	24.24	12.49	0:55.16	
		Speed (m/s)	12.07	18.54	16.89	17.02	16.01	16.32	
		Stride length (m)	4.75	7.05	6.58	6.65	6.50	6.40	
		Stride duration (s)	0.384	0.380	0.389	0.391	0.406	0.392	
		Stride efficiency (%)	35.27	77.65	67.59	69.09	66.07	63.97	
		Stride count	21.05	28.37	30.41	30.08	30.76	140.67	

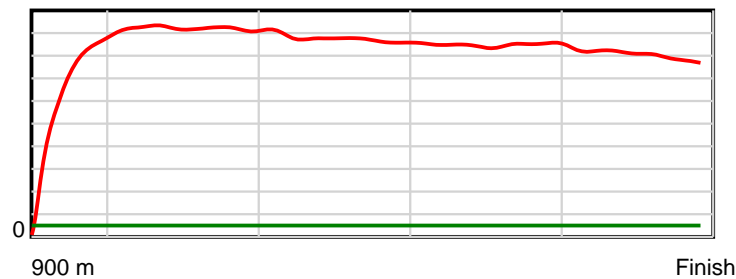
10 m Stride length



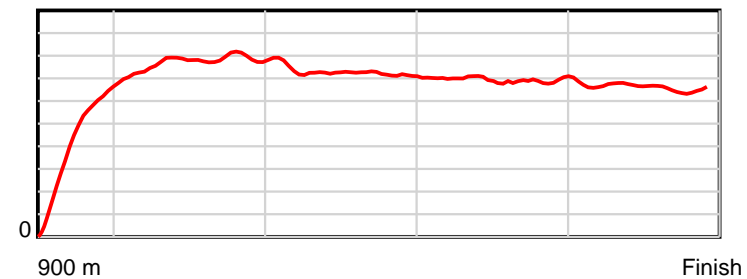
0.6 s Stride duration



20 m/sec Speed



100 % Stride efficiency



Note: Horizontal distance axis grid lines are 200m furlongs.

Disclaimer.

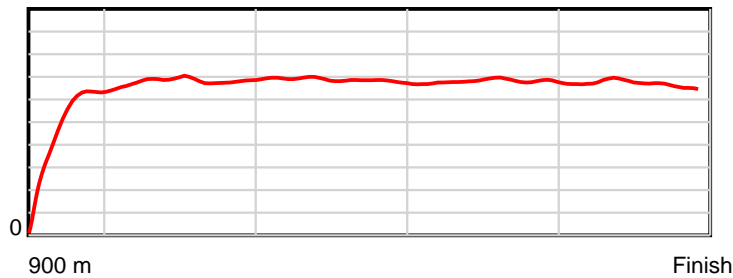
Tasracing Pty Ltd and Thoroughbred Ratings Pty Ltd accepts no responsibility for the completeness or accuracy of any of the information contained herein, and makes no representations about its suitability for any particular purpose. Users should make their own judgements about those matters and/or seek independent advice. You assume all risks associated with use of the data provided on this page.

Race Results

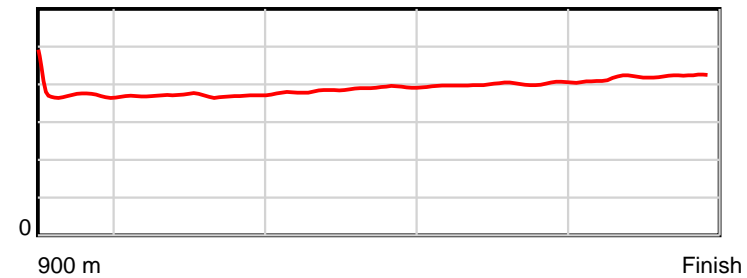
August 02, 2014, Race 2, 3UP MDN-SW, Distance 900m, Spreyton - Offset 0m

Result	TAB no.	Horse (Barrier)	900 to	800m to	600m to	400m to	200m to	Total or	Margin
4th	7	Sedate (6)	800m	600m	400m	200m	WP	Average	
		Position in running (margin)	-	3(2.1)	1(0.0)	1(0.0)	1(0.0)		1.70
		Sectional time (s)	8.37	10.69	11.79	11.75	12.59		
		Cumulative time (s)	55.19	46.82	36.13	24.34	12.59	0:55.19	
		Speed (m/s)	11.94	18.71	16.96	17.02	15.89	16.31	
		Stride length (m)	4.90	6.91	6.54	6.81	6.64	6.45	
		Stride duration (s)	0.393	0.370	0.385	0.400	0.418	0.396	
		Stride efficiency (%)	37.47	74.72	66.74	72.40	68.85	65.09	
		Stride count	20.42	28.92	30.60	29.38	30.13	139.45	

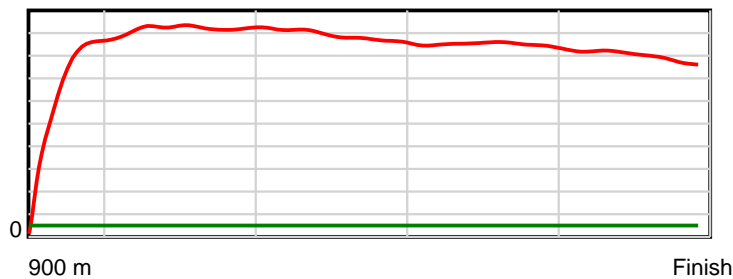
10 m Stride length



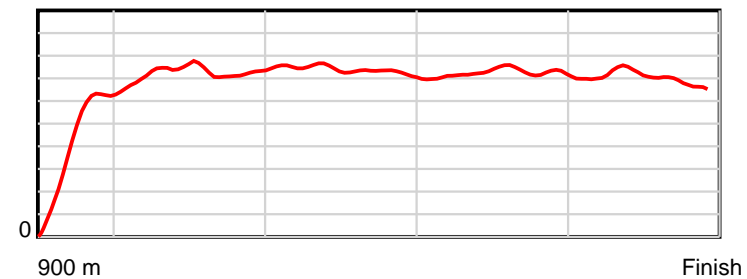
0.6 s Stride duration



20 m/sec Speed



100 % Stride efficiency



Note: Horizontal distance axis grid lines are 200m furlongs.

Disclaimer.

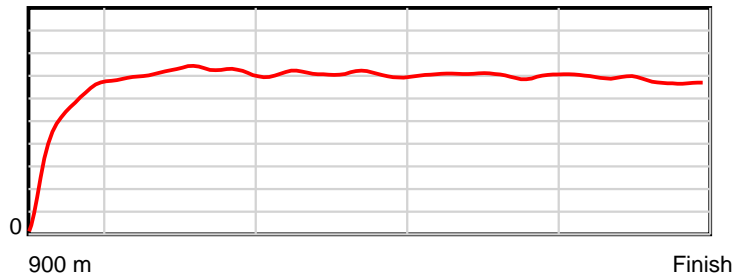
Tasracing Pty Ltd and Thoroughbred Ratings Pty Ltd accepts no responsibility for the completeness or accuracy of any of the information contained herein, and makes no representations about its suitability for any particular purpose. Users should make their own judgements about those matters and/or seek independent advice. You assume all risks associated with use of the data provided on this page.

Race Results

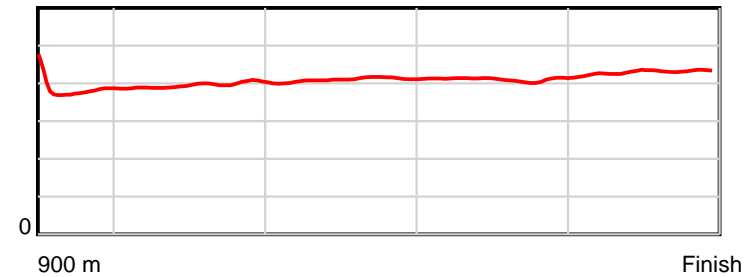
August 02, 2014, Race 2, 3UP MDN-SW, Distance 900m, Spreyton - Offset 0m

Result	TAB no.	Horse (Barrier)	900 to	800m to	600m to	400m to	200m to	Total or	Margin
5th	1	Brazen Soldier (5)	800m	600m	400m	200m	WP	Average	
		Position in running (margin)	-	1(0.0)	3(0.0)	6(2.7)	5(1.9)		2.60
		Sectional time (s)	7.98	11.04	12.24	11.61	12.49		
		Cumulative time (s)	55.36	47.38	36.34	24.10	12.49	0:55.36	
		Speed (m/s)	12.53	18.12	16.34	17.23	16.01	16.26	
		Stride length (m)	5.19	7.15	6.69	7.08	6.89	6.70	
		Stride duration (s)	0.398	0.395	0.410	0.411	0.430	0.412	
		Stride efficiency (%)	42.04	79.98	70.01	78.25	74.16	70.06	
		Stride count	19.28	27.96	29.88	28.26	29.03	134.41	

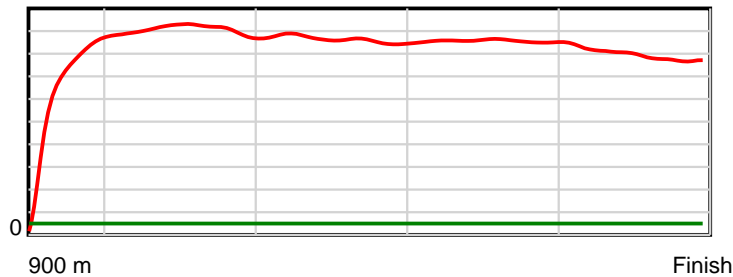
10 m Stride length



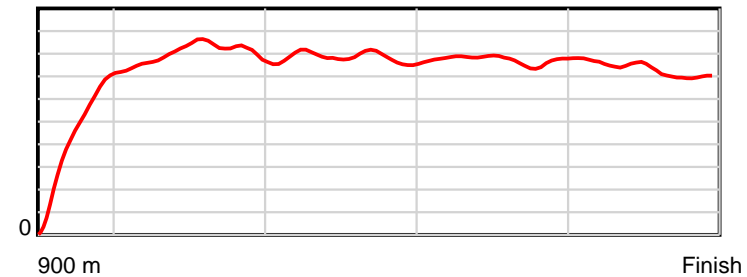
0.6 s Stride duration



20 m/sec Speed



100 % Stride efficiency



Note: Horizontal distance axis grid lines are 200m furlongs.

Disclaimer.

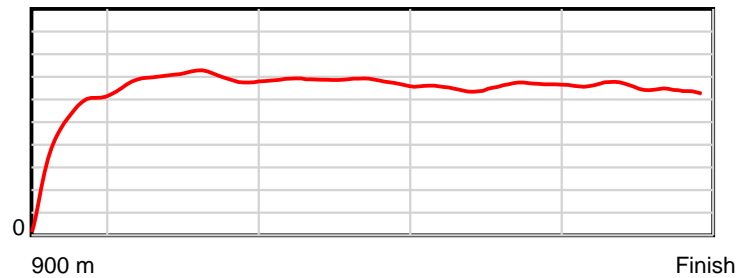
Tasracing Pty Ltd and Thoroughbred Ratings Pty Ltd accepts no responsibility for the completeness or accuracy of any of the information contained herein, and makes no representations about its suitability for any particular purpose. Users should make their own judgements about those matters and/or seek independent advice. You assume all risks associated with use of the data provided on this page.

Race Results

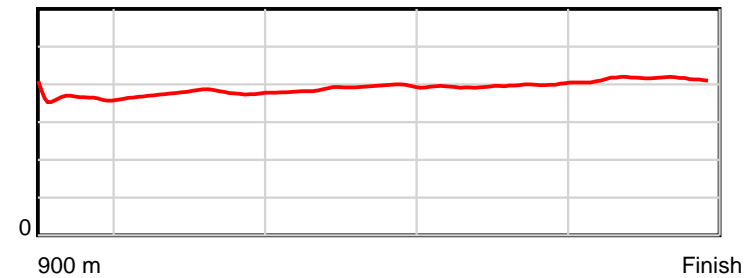
August 02, 2014, Race 2, 3UP MDN-SW, Distance 900m, Spreyton - Offset 0m

Result	TAB no.	Horse (Barrier)	900 to	800m to	600m to	400m to	200m to	Total or	Margin
6th	4	Sultan or King (4)	800m	600m	400m	200m	WP	Average	
		Position in running (margin)	-	4(2.5)	4(0.6)	3(0.4)	4(1.6)		2.90
		Sectional time (s)	8.26	10.72	11.76	11.95	12.73		
		Cumulative time (s)	55.42	47.16	36.44	24.68	12.73	0:55.42	
		Speed (m/s)	12.11	18.66	17.01	16.74	15.71	16.24	
		Stride length (m)	4.53	7.00	6.62	6.63	6.49	6.34	
		Stride duration (s)	0.367	0.375	0.389	0.396	0.413	0.391	
		Stride efficiency (%)	32.03	76.47	68.50	68.60	65.81	62.86	
		Stride count	22.09	28.59	30.21	30.19	30.82	141.90	

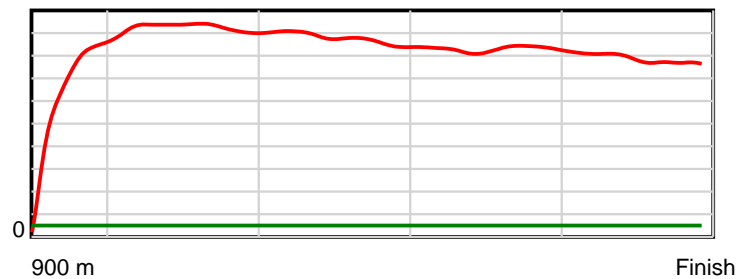
10 m Stride length



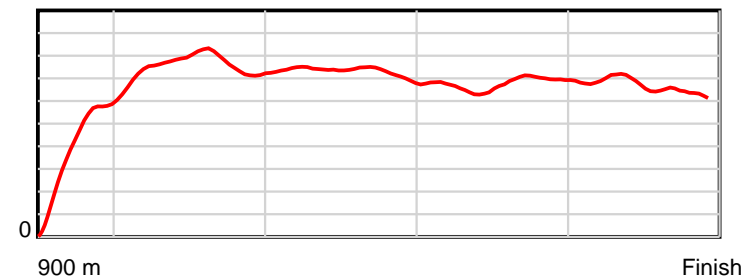
0.6 s Stride duration



20 m/sec Speed



100 % Stride efficiency



Note: Horizontal distance axis grid lines are 200m furlongs.

Disclaimer.

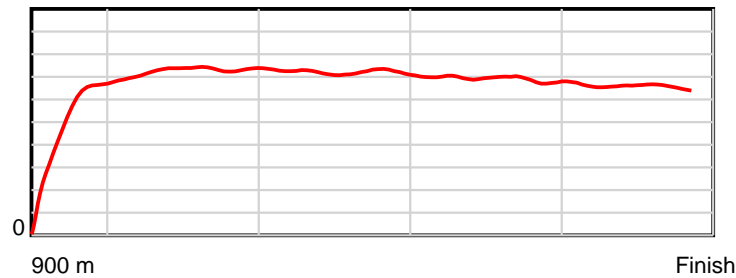
Tasracing Pty Ltd and Thoroughbred Ratings Pty Ltd accepts no responsibility for the completeness or accuracy of any of the information contained herein, and makes no representations about its suitability for any particular purpose. Users should make their own judgements about those matters and/or seek independent advice. You assume all risks associated with use of the data provided on this page.

Race Results

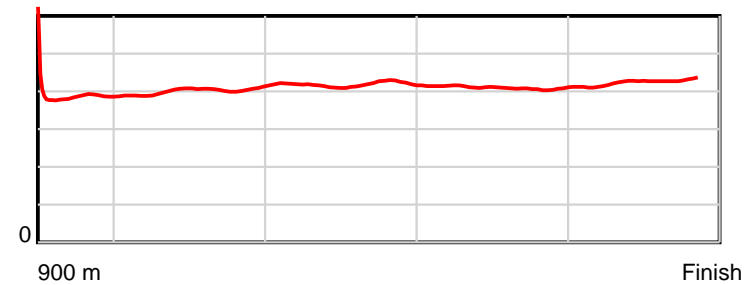
August 02, 2014, Race 2, 3UP MDN-SW, Distance 900m, Spreyton - Offset 0m

Result	TAB no.	Horse (Barrier)	900 to	800m to	600m to	400m to	200m to	Total or	Margin
7th	8	The Saviour (1)	800m	600m	400m	200m	WP	Average	
		Position in running (margin)	-	7(3.6)	5(1.2)	5(1.6)	6(1.9)		5.30
		Sectional time (s)	8.68	10.64	11.85	11.81	12.90		
		Cumulative time (s)	55.87	47.19	36.56	24.71	12.90	0:55.87	
		Speed (m/s)	11.52	18.80	16.88	16.93	15.50	16.11	
		Stride length (m)	4.49	7.51	7.06	6.94	6.59	6.60	
		Stride duration (s)	0.384	0.399	0.418	0.410	0.425	0.410	
		Stride efficiency (%)	31.53	88.10	77.86	75.18	67.90	68.03	
		Stride count	22.26	26.64	28.33	28.83	30.34	136.40	

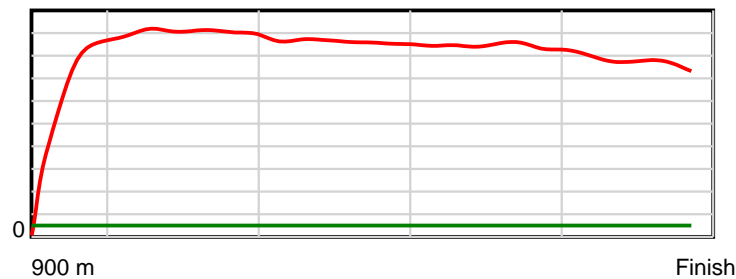
10 m Stride length



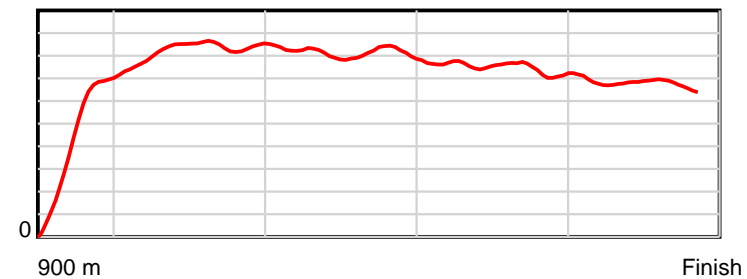
0.6 s Stride duration



20 m/sec Speed



100 % Stride efficiency



Note: Horizontal distance axis grid lines are 200m furlongs.

Disclaimer.

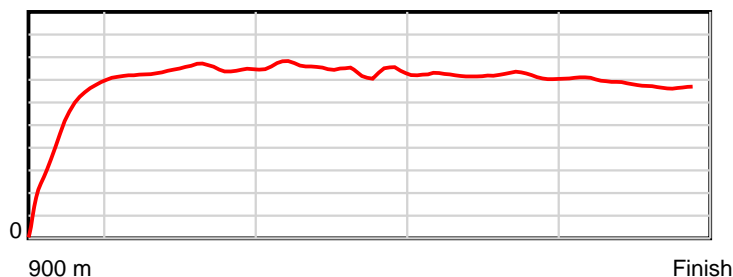
Tasracing Pty Ltd and Thoroughbred Ratings Pty Ltd accepts no responsibility for the completeness or accuracy of any of the information contained herein, and makes no representations about its suitability for any particular purpose. Users should make their own judgements about those matters and/or seek independent advice. You assume all risks associated with use of the data provided on this page.

Race Results

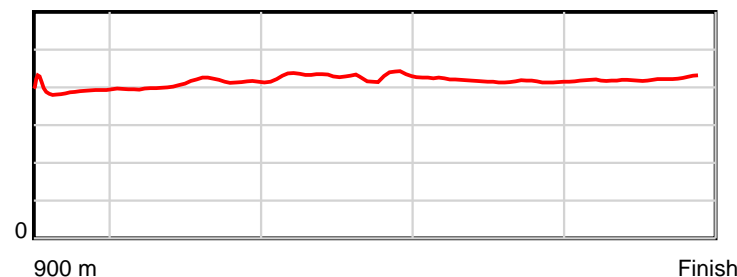
August 02, 2014, Race 2, 3UP MDN-SW, Distance 900m, Spreyton - Offset 0m

Result	TAB no.	Horse (Barrier)	900 to	800m to	600m to	400m to	200m to	Total or	Margin
8th	10	St de Sales (8)	800m	600m	400m	200m	WP	Average	
		Position in running (margin)	-	8(3.9)	8(3.0)	9(4.8)	8(3.7)		5.40
		Sectional time (s)	8.92	10.89	12.08	11.58	12.41		
		Cumulative time (s)	55.89	46.97	36.08	24.00	12.41	0:55.89	
		Speed (m/s)	11.22	18.37	16.56	17.27	16.12	16.10	
		Stride length (m)	4.71	7.49	6.93	7.19	6.79	6.71	
		Stride duration (s)	0.390	0.408	0.419	0.417	0.421	0.417	
		Stride efficiency (%)	34.65	87.72	74.98	80.81	72.03	70.42	
		Stride count	21.24	26.69	28.87	27.81	29.46	134.07	

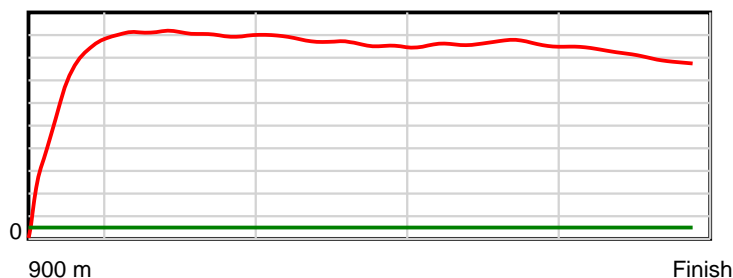
10 m Stride length



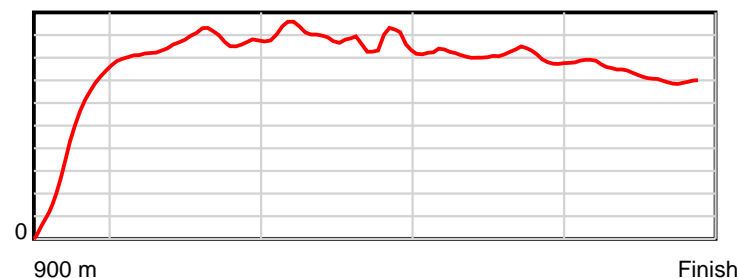
0.6 s Stride duration



20 m/sec Speed



100 % Stride efficiency



Note: Horizontal distance axis grid lines are 200m furlongs.

Disclaimer.

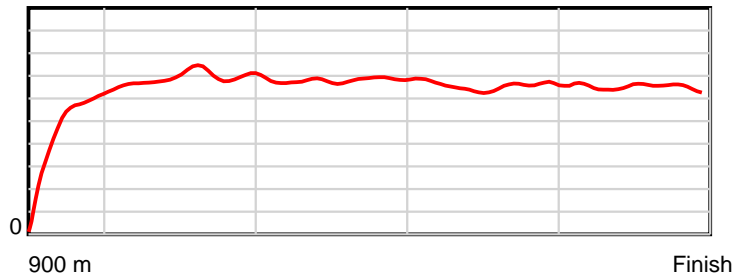
Tasracing Pty Ltd and Thoroughbred Ratings Pty Ltd accepts no responsibility for the completeness or accuracy of any of the information contained herein, and makes no representations about its suitability for any particular purpose. Users should make their own judgements about those matters and/or seek independent advice. You assume all risks associated with use of the data provided on this page.

Race Results

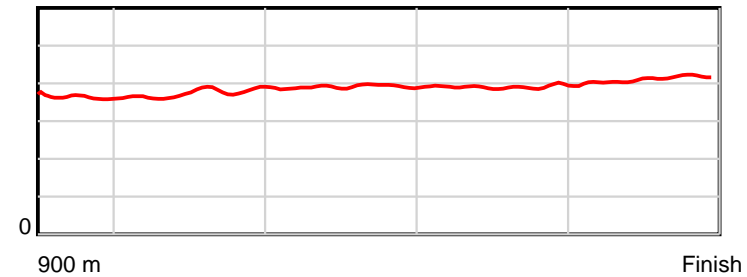
August 02, 2014, Race 2, 3UP MDN-SW, Distance 900m, Spreyton - Offset 0m

Result	TAB no.	Horse (Barrier)	900 to	800m to	600m to	400m to	200m to	Total or	Margin
9th	11	Kangarello (9)	800m	600m	400m	200m	WP	Average	
		Position in running (margin)	-	6(3.5)	6(2.0)	8(3.5)	9(5.0)		6.10
		Sectional time (s)	8.62	10.79	12.03	12.00	12.58		
		Cumulative time (s)	56.02	47.40	36.61	24.58	12.58	0:56.02	
		Speed (m/s)	11.60	18.54	16.63	16.67	15.90	16.07	
		Stride length (m)	4.32	6.91	6.49	6.51	6.55	6.24	
		Stride duration (s)	0.362	0.373	0.391	0.390	0.412	0.389	
		Stride efficiency (%)	29.19	74.61	65.90	66.13	66.95	60.89	
		Stride count	23.14	28.94	30.80	30.74	30.56	144.18	

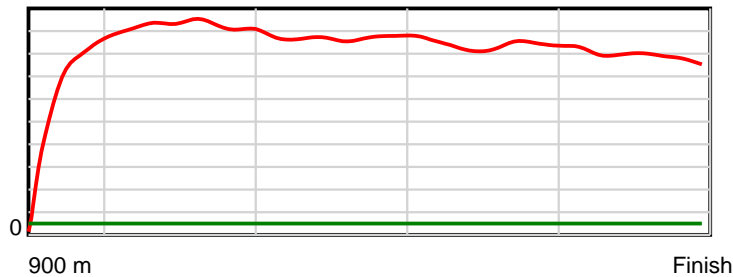
10 m Stride length



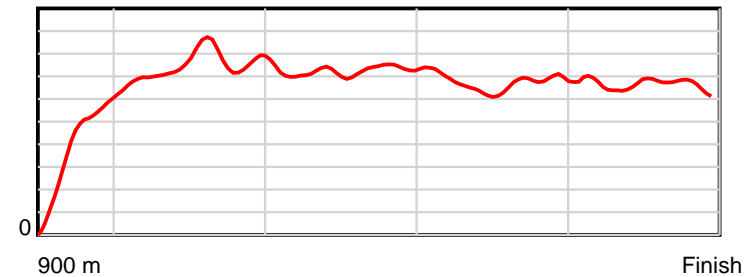
0.6 s Stride duration



20 m/sec Speed



100 % Stride efficiency



Note: Horizontal distance axis grid lines are 200m furlongs.

Disclaimer.

Tasracing Pty Ltd and Thoroughbred Ratings Pty Ltd accepts no responsibility for the completeness or accuracy of any of the information contained herein, and makes no representations about its suitability for any particular purpose. Users should make their own judgements about those matters and/or seek independent advice. You assume all risks associated with use of the data provided on this page.