



Race Results

Devonport Racing Club, Devonport Synthetic, August 02, 2014

Compilation date: August 4, 2014, 12:04:25 PM (EST)

Copyright © 2014 Tasracing Pty Ltd. All rights reserved.

Trademarks.

StrideMASTER is a registered trademark of Thoroughbred Ratings Pty Ltd.

Disclaimer.

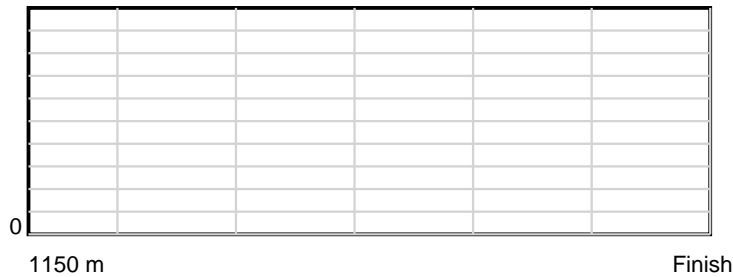
Tasracing Pty Ltd and Thoroughbred Ratings Pty Ltd accepts no responsibility for the completeness or accuracy of any of the information contained herein, and makes no representations about its suitability for any particular purpose. Users should make their own judgements about those matters and/or seek independent advice. You assume all risks associated with use of the data provided on this page.

Race Results


August 02, 2014, Race 3, 3UP MDN-SW, Distance 1150m, Spreyton - Offset 0m

Result	TAB no.	Horse (Barrier)	1150 to	1000m to	800m to	600m to	400m to	200m to	Total or	Margin
1st	9	Royal Bluff (5)								
		Position in running (margin)								
		Sectional time (s)								
		Cumulative time (s)								
		Speed (m/s)								
		Stride length (m)								
		Stride duration (s)								
		Stride efficiency (%)								
		Stride count								

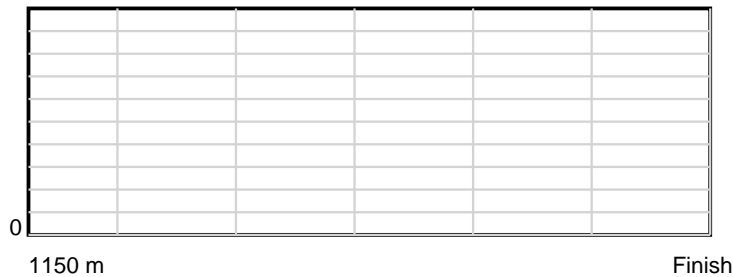
10 m Stride length



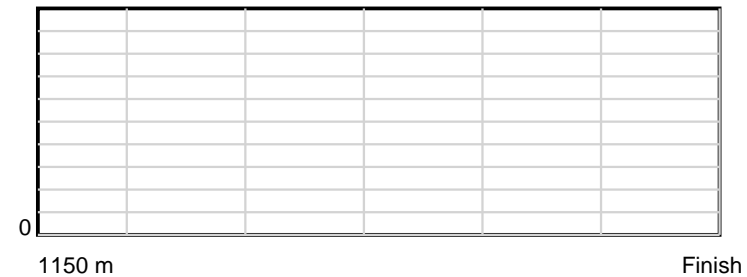
0.6 s Stride duration



20 m/sec Speed



100 % Stride efficiency



Note: Horizontal distance axis grid lines are 200m furlongs.

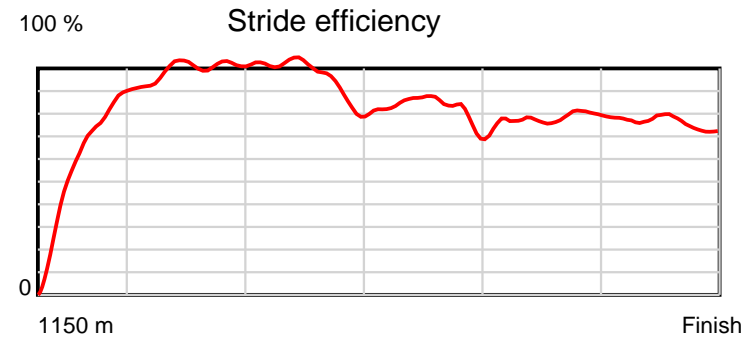
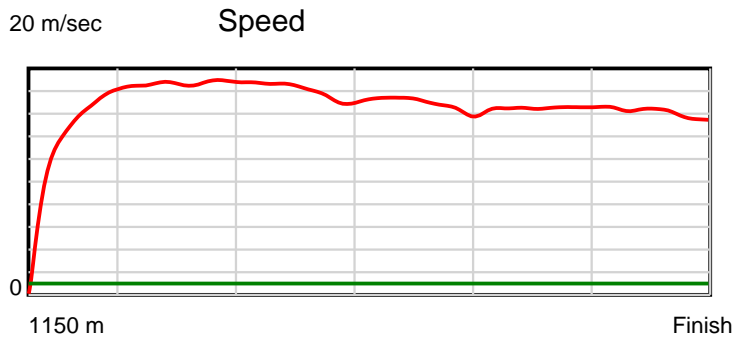
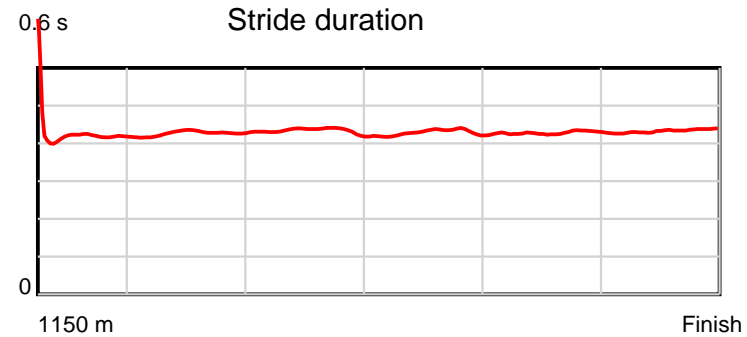
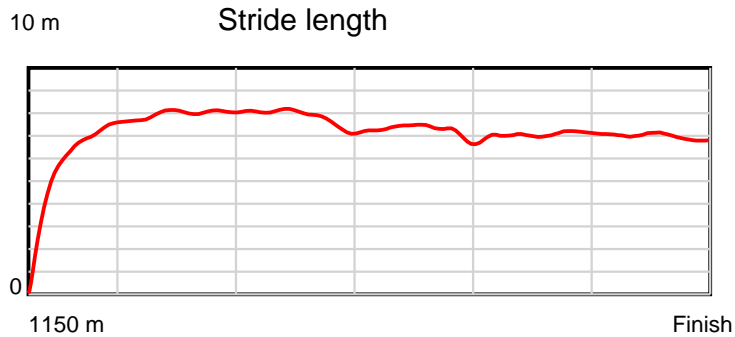
Disclaimer.

Tasracing Pty Ltd and Thoroughbred Ratings Pty Ltd accepts no responsibility for the completeness or accuracy of any of the information contained herein, and makes no representations about its suitability for any particular purpose. Users should make their own judgements about those matters and/or seek independent advice. You assume all risks associated with use of the data provided on this page.

Race Results

August 02, 2014, Race 3, 3UP MDN-SW, Distance 1150m, Spreyton - Offset 0m

Result	TAB no.	Horse (Barrier)	1150 to	1000m to	800m to	600m to	400m to	200m to	Total or	Margin
2nd	8	Nuclear Star (9)	1000m	800m	600m	400m	200m	WP	Average	
		Position in running (margin)	-	8(3.4)	7(4.3)	7(6.5)	9(9.4)	7(6.4)		1.00
		Sectional time (s)	11.17	10.56	11.36	12.67	12.04	12.36		
		Cumulative time (s)	70.15	58.98	48.42	37.06	24.39	12.36	1:10.15	
		Speed (m/s)	13.43	18.94	17.61	15.79	16.61	16.18	16.39	
		Stride length (m)	5.75	8.06	7.64	6.76	7.11	7.02	7.04	
		Stride duration (s)	0.444	0.426	0.434	0.428	0.428	0.434	0.430	
		Stride efficiency (%)	51.64	101.54	91.10	71.33	78.94	76.98	77.47	
		Stride count	26.09	24.81	26.19	29.60	28.14	28.50	163.33	



Note: Horizontal distance axis grid lines are 200m furlongs.

Disclaimer.

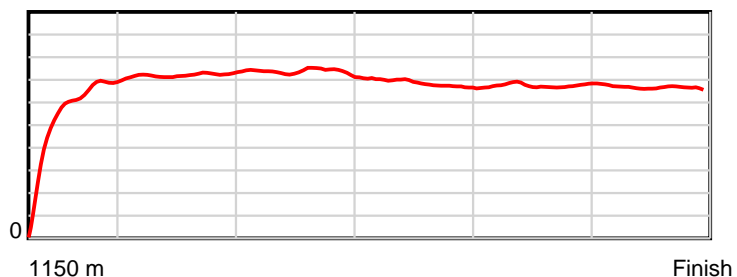
Tasracing Pty Ltd and Thoroughbred Ratings Pty Ltd accepts no responsibility for the completeness or accuracy of any of the information contained herein, and makes no representations about its suitability for any particular purpose. Users should make their own judgements about those matters and/or seek independent advice. You assume all risks associated with use of the data provided on this page.

Race Results

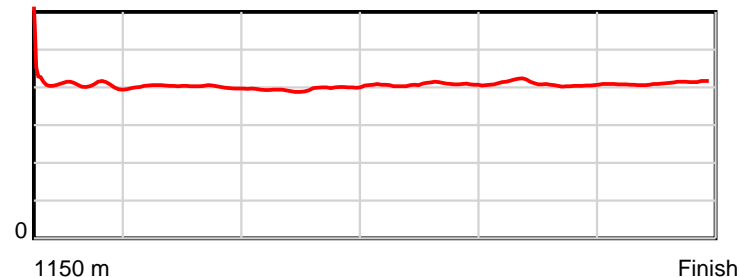
August 02, 2014, Race 3, 3UP MDN-SW, Distance 1150m, Spreyton - Offset 0m

Result	TAB no.	Horse (Barrier)	1150 to	1000m to	800m to	600m to	400m to	200m to	Total or	Margin
3rd	11	Sheza Fatty Bo... (13)	1000m	800m	600m	400m	200m	WP	Average	
		Position in running (margin)	-	11(5.9)	10(9.0)	8(8.1)	10(9.6)	6(6.3)		1.10
		Sectional time (s)	11.60	10.91	10.87	12.41	12.00	12.38		
		Cumulative time (s)	70.17	58.57	47.66	36.79	24.38	12.38	1:10.17	
		Speed (m/s)	12.93	18.33	18.40	16.12	16.67	16.16	16.39	
		Stride length (m)	5.19	7.38	7.25	6.56	6.83	6.63	6.63	
		Stride duration (s)	0.410	0.402	0.394	0.407	0.410	0.411	0.404	
		Stride efficiency (%)	42.12	85.01	82.12	67.23	72.80	68.76	68.62	
		Stride count	28.89	27.12	27.59	30.49	29.30	30.15	173.54	

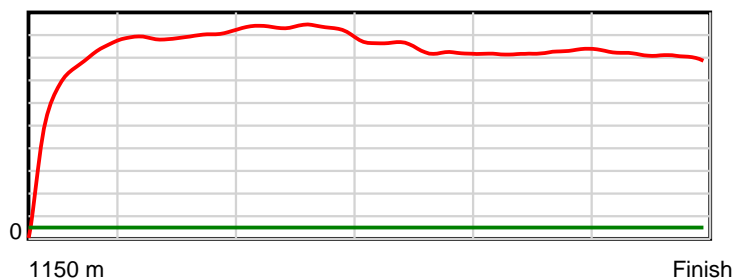
10 m Stride length



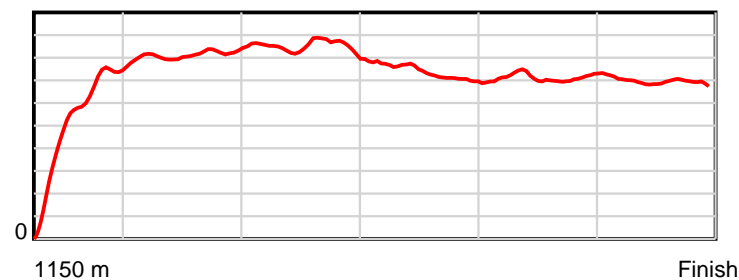
0.6 s Stride duration



20 m/sec Speed



100 % Stride efficiency



Note: Horizontal distance axis grid lines are 200m furlongs.

Disclaimer.

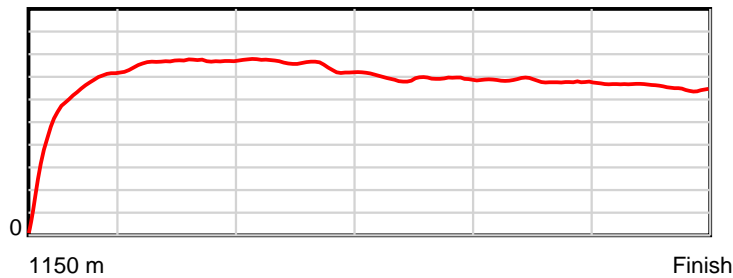
Tasracing Pty Ltd and Thoroughbred Ratings Pty Ltd accepts no responsibility for the completeness or accuracy of any of the information contained herein, and makes no representations about its suitability for any particular purpose. Users should make their own judgements about those matters and/or seek independent advice. You assume all risks associated with use of the data provided on this page.

Race Results

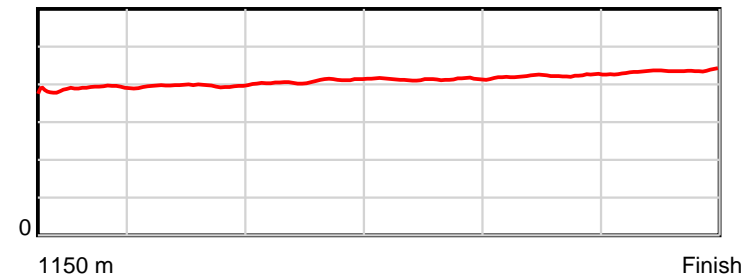
August 02, 2014, Race 3, 3UP MDN-SW, Distance 1150m, Spreyton - Offset 0m

Result	TAB no.	Horse (Barrier)	1150 to	1000m to	800m to	600m to	400m to	200m to	Total or	Margin
4th	3	Sapphire Storm (6)	1000m	800m	600m	400m	200m	WP	Average	
		Position in running (margin)	-	1(0.0)	1(0.0)	1(0.0)	1(0.0)	1(0.0)		2.20
		Sectional time (s)	10.77	10.40	11.00	12.18	12.54	13.48		
		Cumulative time (s)	70.37	59.60	49.21	38.20	26.02	13.48	1:10.37	
		Speed (m/s)	13.92	19.23	18.18	16.42	15.95	14.84	16.34	
		Stride length (m)	4.94	7.61	7.43	6.78	6.73	6.47	6.62	
		Stride duration (s)	0.382	0.396	0.409	0.413	0.422	0.436	0.405	
		Stride efficiency (%)	38.06	90.43	86.17	71.88	70.84	65.34	68.46	
		Stride count	30.39	26.29	26.93	29.49	29.71	30.93	173.74	

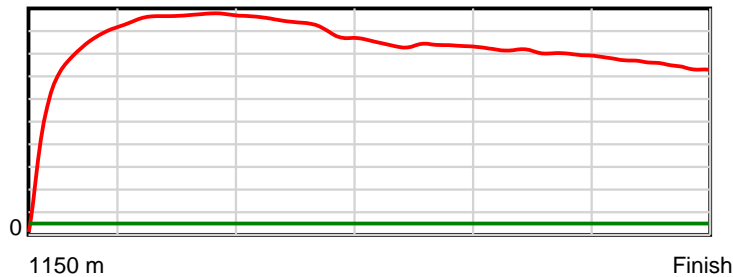
10 m Stride length



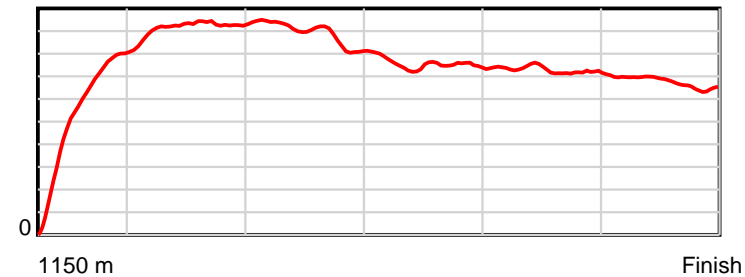
0.6 s Stride duration



20 m/sec Speed



100 % Stride efficiency



Note: Horizontal distance axis grid lines are 200m furlongs.

Disclaimer.

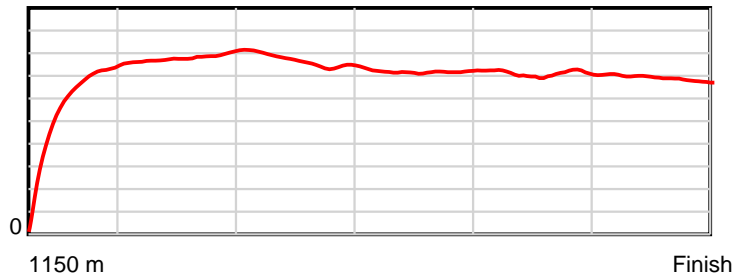
Tasracing Pty Ltd and Thoroughbred Ratings Pty Ltd accepts no responsibility for the completeness or accuracy of any of the information contained herein, and makes no representations about its suitability for any particular purpose. Users should make their own judgements about those matters and/or seek independent advice. You assume all risks associated with use of the data provided on this page.

Race Results

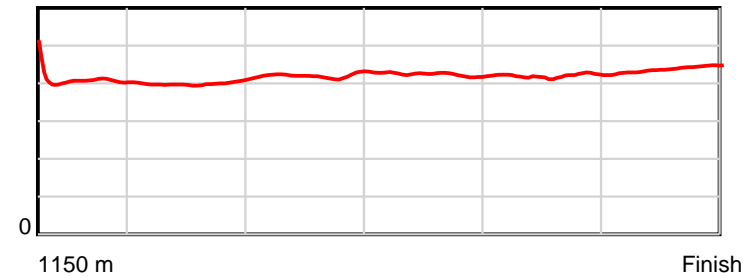
August 02, 2014, Race 3, 3UP MDN-SW, Distance 1150m, Spreyton - Offset 0m

Result	TAB no.	Horse (Barrier)	1150 to	1000m to	800m to	600m to	400m to	200m to	Total or	Margin
5th	2	Frinja (12)	1000m	800m	600m	400m	200m	WP	Average	
		Position in running (margin)	-	4(2.2)	3(1.7)	3(3.2)	2(3.2)	2(1.5)		3.30
		Sectional time (s)	11.22	10.32	11.25	12.17	12.27	13.34		
		Cumulative time (s)	70.58	59.36	49.03	37.78	25.61	13.34	1:10.57	
		Speed (m/s)	13.37	19.38	17.78	16.43	16.30	14.99	16.29	
		Stride length (m)	5.31	7.73	7.49	6.96	6.83	6.60	6.80	
		Stride duration (s)	0.418	0.399	0.421	0.423	0.419	0.440	0.417	
		Stride efficiency (%)	44.06	93.40	87.57	75.64	72.81	68.00	72.18	
		Stride count	28.25	25.87	26.72	28.75	29.30	30.32	169.21	

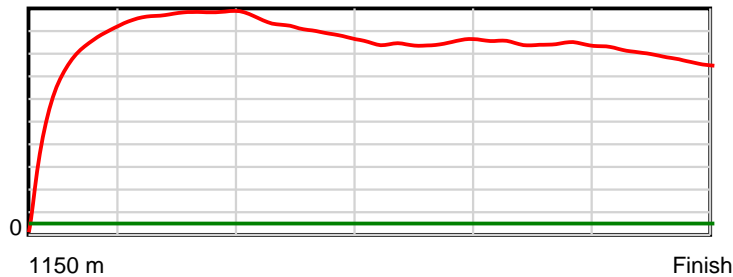
10 m Stride length



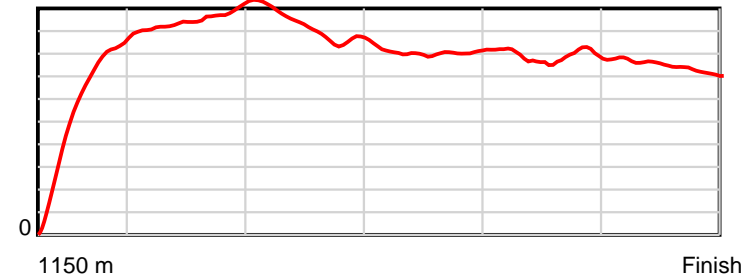
0.6 s Stride duration



20 m/sec Speed



100 % Stride efficiency



Note: Horizontal distance axis grid lines are 200m furlongs.

Disclaimer.

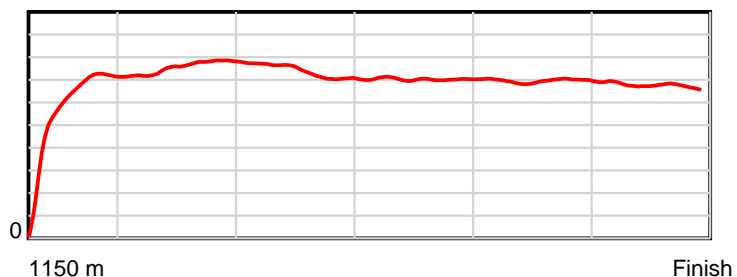
Tasracing Pty Ltd and Thoroughbred Ratings Pty Ltd accepts no responsibility for the completeness or accuracy of any of the information contained herein, and makes no representations about its suitability for any particular purpose. Users should make their own judgements about those matters and/or seek independent advice. You assume all risks associated with use of the data provided on this page.

Race Results

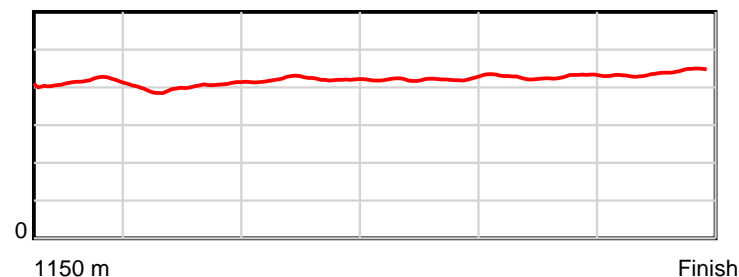
August 02, 2014, Race 3, 3UP MDN-SW, Distance 1150m, Spreyton - Offset 0m

Result	TAB no.	Horse (Barrier)	1150 to	1000m to	800m to	600m to	400m to	200m to	Total or	Margin
6th	12	The Rite of Sp... (8)	1000m	800m	600m	400m	200m	WP	Average	
		Position in running (margin)	-	5(2.8)	5(2.9)	5(6.0)	7(7.8)	5(6.2)		3.40
		Sectional time (s)	10.95	10.43	11.51	12.48	12.27	12.96		
		Cumulative time (s)	70.60	59.65	49.22	37.71	25.23	12.96	1:10.59	
		Speed (m/s)	13.70	19.18	17.38	16.03	16.30	15.43	16.29	
		Stride length (m)	5.47	7.67	7.31	6.75	6.98	6.77	6.82	
		Stride duration (s)	0.413	0.400	0.421	0.421	0.429	0.439	0.419	
		Stride efficiency (%)	46.72	91.89	83.49	71.12	76.22	71.71	72.63	
		Stride count	27.43	26.08	27.36	29.65	28.64	29.52	168.68	

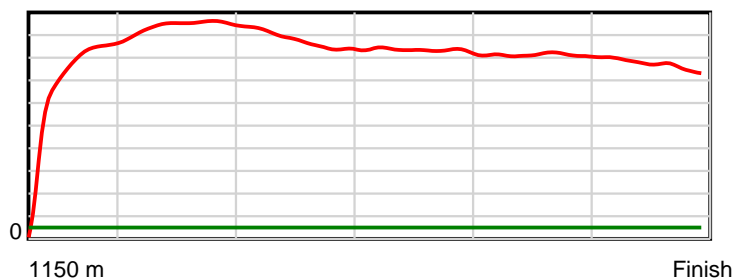
10 m Stride length



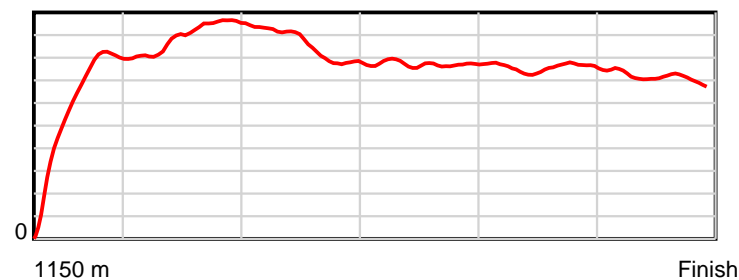
0.6 s Stride duration



20 m/sec Speed



100 % Stride efficiency



Note: Horizontal distance axis grid lines are 200m furlongs.

Disclaimer.

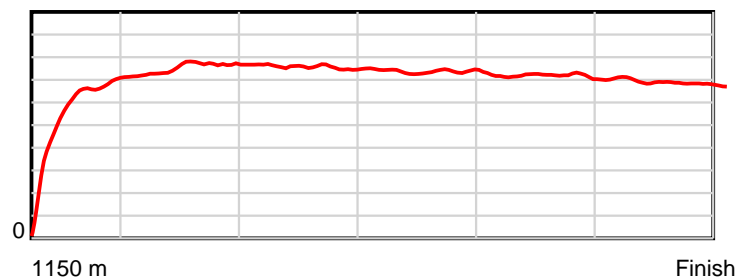
Tasracing Pty Ltd and Thoroughbred Ratings Pty Ltd accepts no responsibility for the completeness or accuracy of any of the information contained herein, and makes no representations about its suitability for any particular purpose. Users should make their own judgements about those matters and/or seek independent advice. You assume all risks associated with use of the data provided on this page.

Race Results

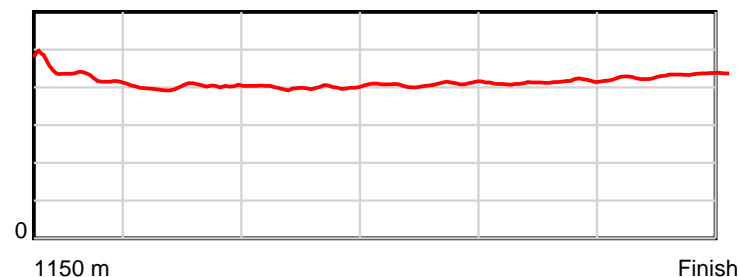
August 02, 2014, Race 3, 3UP MDN-SW, Distance 1150m, Spreyton - Offset 0m

Result	TAB no.	Horse (Barrier)	1150 to	1000m to	800m to	600m to	400m to	200m to	Total or	Margin
7th	10	Sh'bourne Bel (2)	1000m	800m	600m	400m	200m	WP	Average	
		Position in running (margin)	-	12(8.8)	12(10.7)	10(10.0)	6(7.6)	3(4.5)		4.30
		Sectional time (s)	12.29	10.72	10.90	11.77	12.03	13.07		
		Cumulative time (s)	70.76	58.47	47.76	36.86	25.09	13.07	1:10.76	
		Speed (m/s)	12.20	18.66	18.35	16.99	16.63	15.30	16.25	
		Stride length (m)	5.09	7.43	7.34	6.93	6.88	6.61	6.69	
		Stride duration (s)	0.441	0.398	0.400	0.407	0.414	0.432	0.412	
		Stride efficiency (%)	40.41	86.18	84.20	74.95	74.06	68.36	69.98	
		Stride count	29.50	26.93	27.25	28.88	29.05	30.24	171.85	

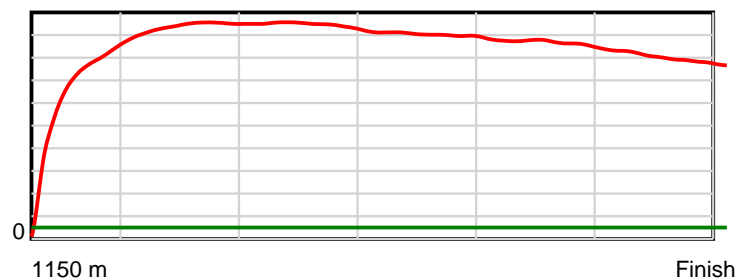
10 m Stride length



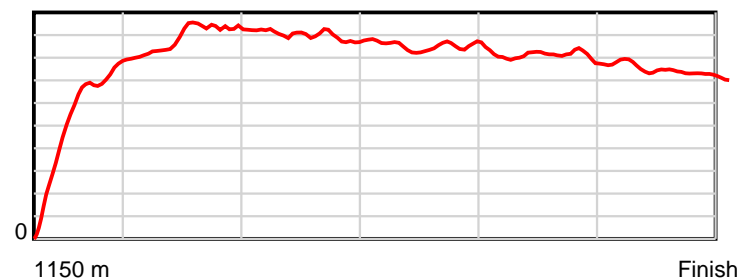
0.6 s Stride duration



20 m/sec Speed



100 % Stride efficiency



Note: Horizontal distance axis grid lines are 200m furlongs.

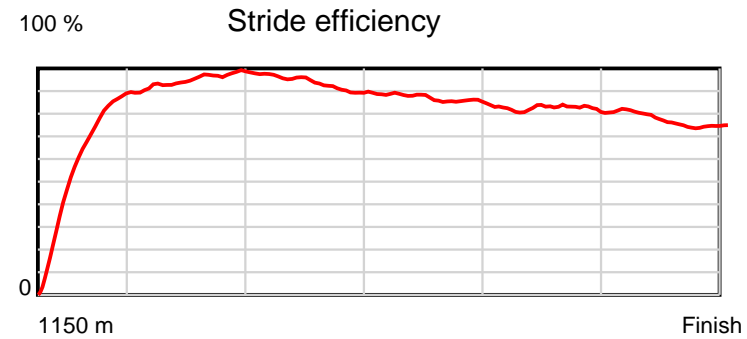
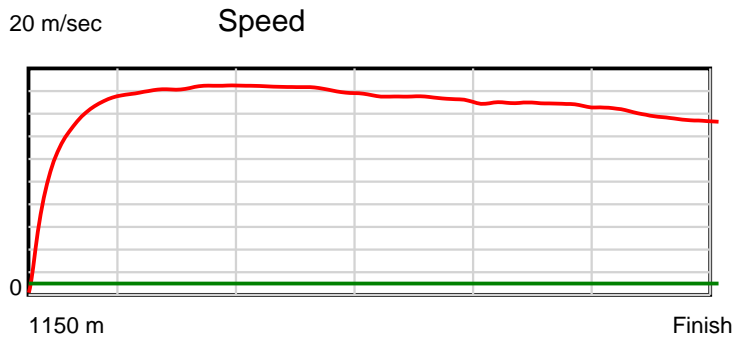
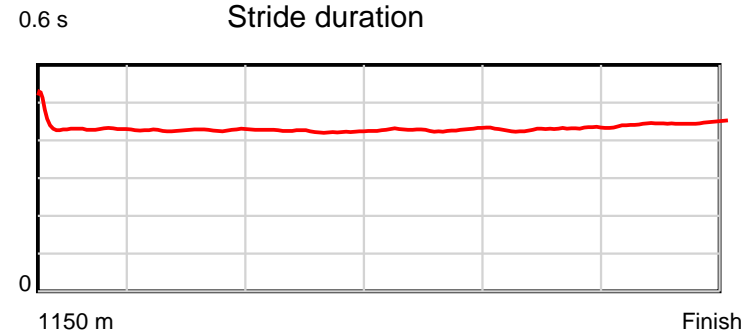
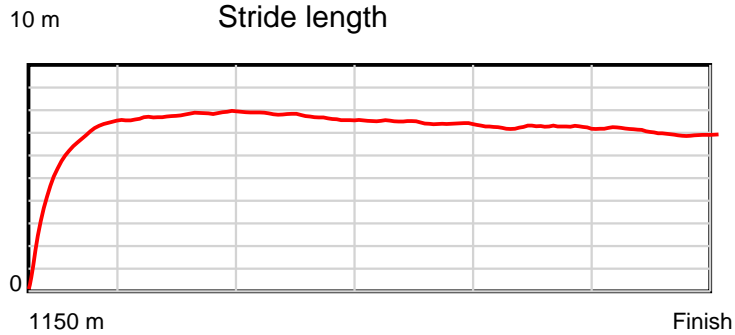
Disclaimer.

Tasracing Pty Ltd and Thoroughbred Ratings Pty Ltd accepts no responsibility for the completeness or accuracy of any of the information contained herein, and makes no representations about its suitability for any particular purpose. Users should make their own judgements about those matters and/or seek independent advice. You assume all risks associated with use of the data provided on this page.

Race Results

August 02, 2014, Race 3, 3UP MDN-SW, Distance 1150m, Spreyton - Offset 0m

Result	TAB no.	Horse (Barrier)	1150 to	1000m to	800m to	600m to	400m to	200m to	Total or	Margin
8th	4	Buzz Catcher (3)	1000m	800m	600m	400m	200m	WP	Average	
		Position in running (margin)	-	10(5.3)	11(9.5)	11(10.8)	11(10.4)	10(9.3)		8.20
		Sectional time (s)	11.65	11.10	11.22	12.12	12.35	13.06		
		Cumulative time (s)	71.50	59.85	48.75	37.53	25.41	13.06	1:11.50	
		Speed (m/s)	12.88	18.02	17.83	16.50	16.19	15.31	16.08	
		Stride length (m)	5.14	7.67	7.55	7.06	6.95	6.83	6.84	
		Stride duration (s)	0.439	0.426	0.424	0.428	0.430	0.446	0.425	
		Stride efficiency (%)	41.30	91.86	89.13	77.99	75.58	72.97	73.15	
		Stride count	29.18	26.08	26.48	28.31	28.76	29.27	168.08	



Note: Horizontal distance axis grid lines are 200m furlongs.

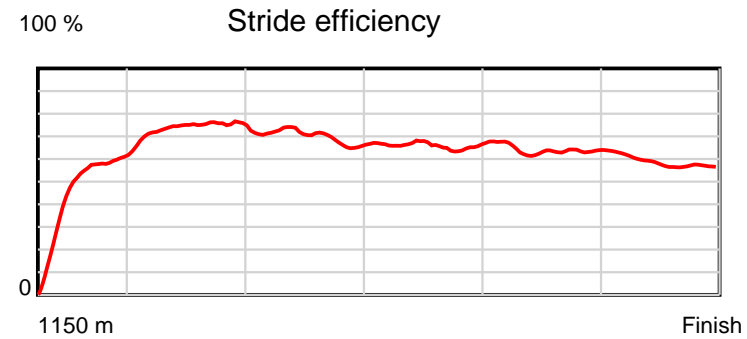
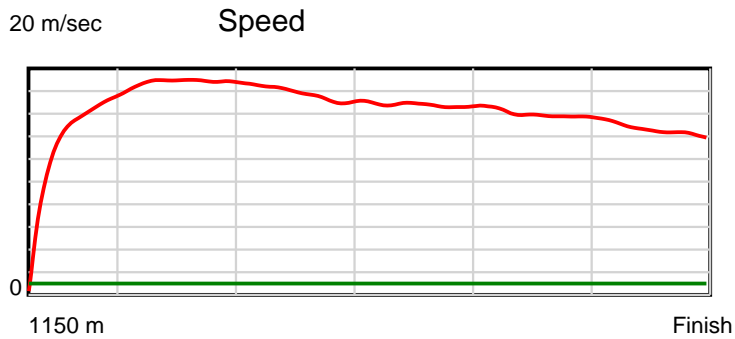
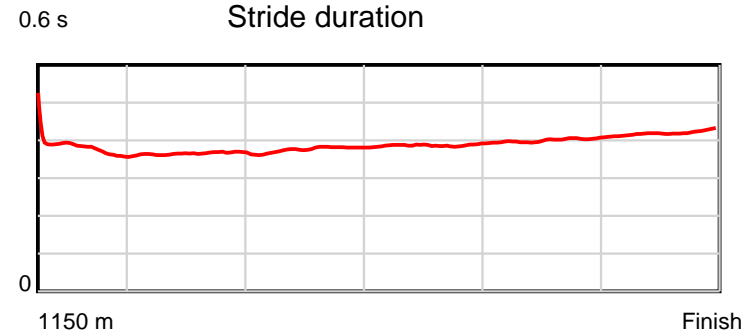
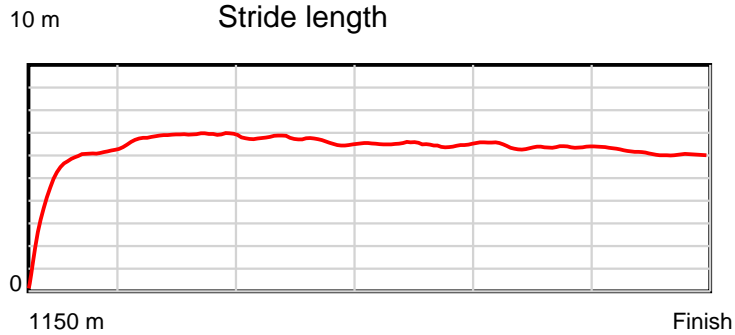
Disclaimer.

Tasracing Pty Ltd and Thoroughbred Ratings Pty Ltd accepts no responsibility for the completeness or accuracy of any of the information contained herein, and makes no representations about its suitability for any particular purpose. Users should make their own judgements about those matters and/or seek independent advice. You assume all risks associated with use of the data provided on this page.

Race Results

August 02, 2014, Race 3, 3UP MDN-SW, Distance 1150m, Spreyton - Offset 0m

Result	TAB no.	Horse (Barrier)	1150 to	1000m to	800m to	600m to	400m to	200m to	Total or	Margin
9th	16	Asarum (4)	1000m	800m	600m	400m	200m	WP	Average	
		Position in running (margin)	-	6(2.8)	6(4.3)	6(6.0)	3(5.2)	4(5.1)		9.80
		Sectional time (s)	11.54	10.65	11.29	12.06	12.52	13.76		
		Cumulative time (s)	71.81	60.27	49.63	38.34	26.28	13.76	1:11.81	
		Speed (m/s)	13.00	18.78	17.71	16.58	15.97	14.53	16.02	
		Stride length (m)	5.03	6.85	6.66	6.42	6.40	6.12	6.24	
		Stride duration (s)	0.386	0.365	0.376	0.387	0.400	0.421	0.390	
		Stride efficiency (%)	39.47	73.32	69.33	64.43	63.93	58.50	60.92	
		Stride count	29.85	29.20	30.03	31.15	31.27	32.69	184.19	



Note: Horizontal distance axis grid lines are 200m furlongs.

Disclaimer.

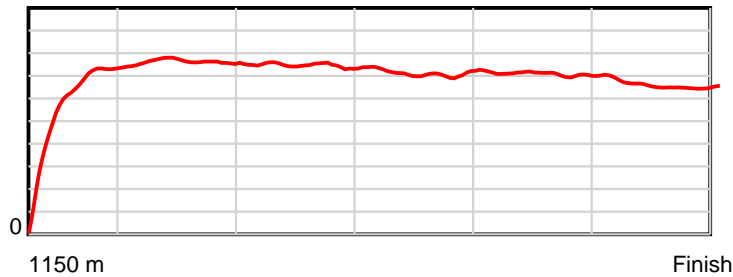
Tasracing Pty Ltd and Thoroughbred Ratings Pty Ltd accepts no responsibility for the completeness or accuracy of any of the information contained herein, and makes no representations about its suitability for any particular purpose. Users should make their own judgements about those matters and/or seek independent advice. You assume all risks associated with use of the data provided on this page.

Race Results

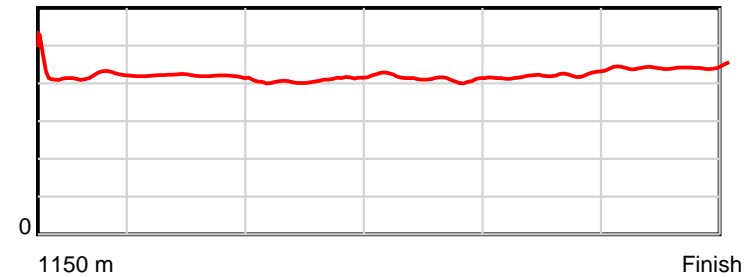
August 02, 2014, Race 3, 3UP MDN-SW, Distance 1150m, Spreyton - Offset 0m

Result	TAB no.	Horse (Barrier)	1150 to	1000m to	800m to	600m to	400m to	200m to	Total or	Margin
10th	5	Delrianna (11)	1000m	800m	600m	400m	200m	WP	Average	
		Position in running (margin)	-	7(2.9)	8(7.7)	9(8.9)	8(8.5)	9(8.0)		10.30
		Sectional time (s)	11.06	11.19	11.21	12.11	12.47	13.86		
		Cumulative time (s)	71.90	60.84	49.65	38.44	26.34	13.86	1:11.90	
		Speed (m/s)	13.56	17.87	17.84	16.52	16.04	14.43	15.99	
		Stride length (m)	5.27	7.48	7.28	6.83	6.79	6.39	6.66	
		Stride duration (s)	0.430	0.418	0.408	0.413	0.423	0.443	0.416	
		Stride efficiency (%)	43.42	87.32	82.75	72.80	72.04	63.83	69.26	
		Stride count	28.46	26.75	27.48	29.30	29.46	31.29	172.74	

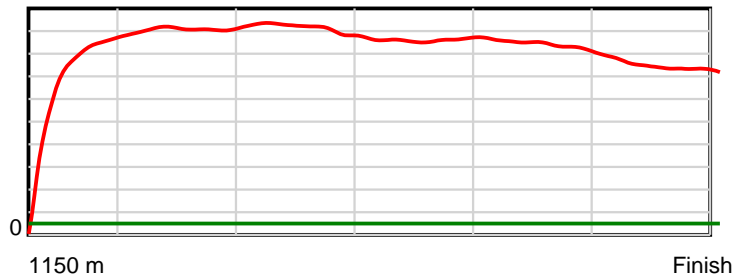
10 m Stride length



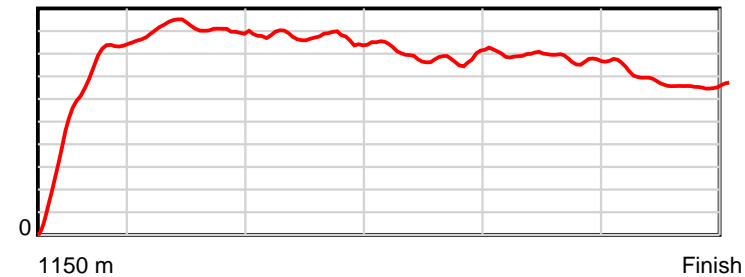
0.6 s Stride duration



20 m/sec Speed



100 % Stride efficiency



Note: Horizontal distance axis grid lines are 200m furlongs.

Disclaimer.

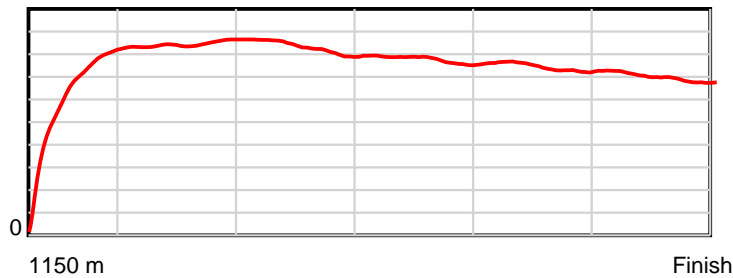
Tasracing Pty Ltd and Thoroughbred Ratings Pty Ltd accepts no responsibility for the completeness or accuracy of any of the information contained herein, and makes no representations about its suitability for any particular purpose. Users should make their own judgements about those matters and/or seek independent advice. You assume all risks associated with use of the data provided on this page.

Race Results

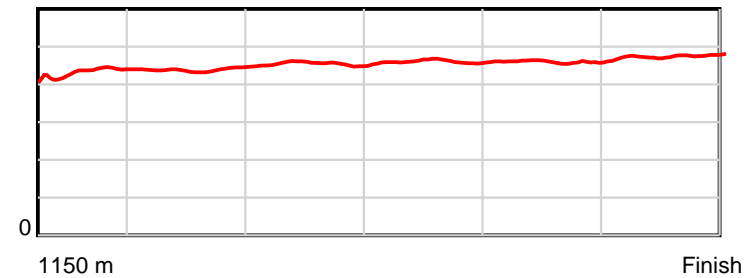
August 02, 2014, Race 3, 3UP MDN-SW, Distance 1150m, Spreyton - Offset 0m

Result	TAB no.	Horse (Barrier)	1150 to	1000m to	800m to	600m to	400m to	200m to	Total or	Margin
11th	13	She's Aliz (10)	1000m	800m	600m	400m	200m	WP	Average	
		Position in running (margin)	-	2(0.9)	4(2.0)	4(4.2)	4(5.4)	8(6.8)		10.90
		Sectional time (s)	11.02	10.58	11.37	12.38	12.78	13.89		
		Cumulative time (s)	72.02	61.00	50.42	39.05	26.67	13.89	1:12.01	
		Speed (m/s)	13.61	18.90	17.59	16.16	15.65	14.40	15.97	
		Stride length (m)	5.51	8.30	7.97	7.44	7.19	6.86	7.17	
		Stride duration (s)	0.423	0.439	0.453	0.460	0.459	0.476	0.449	
		Stride efficiency (%)	47.39	107.74	99.30	86.44	80.76	73.51	80.44	
		Stride count	27.24	24.09	25.09	26.89	27.82	29.16	160.29	

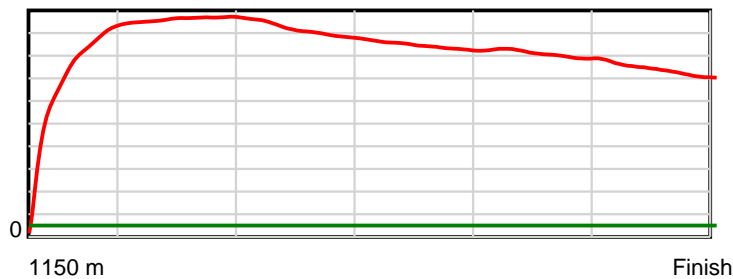
10 m Stride length



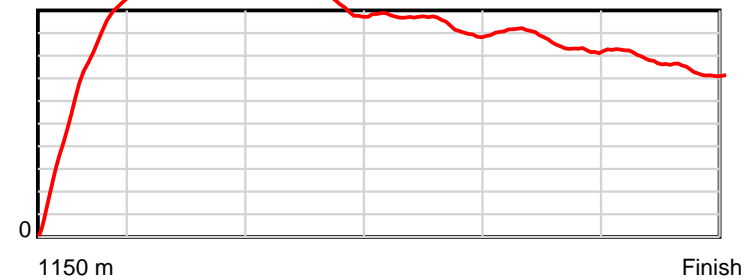
0.6 s Stride duration



20 m/sec Speed



100 % Stride efficiency



Note: Horizontal distance axis grid lines are 200m furlongs.

Disclaimer.

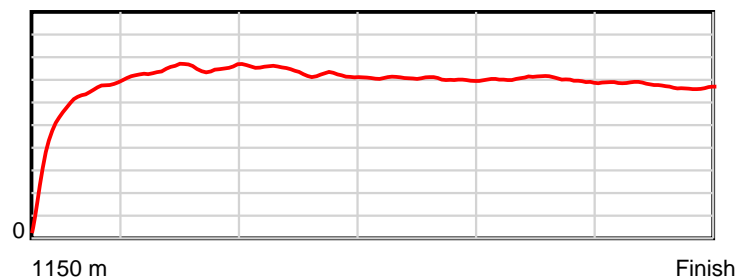
Tasracing Pty Ltd and Thoroughbred Ratings Pty Ltd accepts no responsibility for the completeness or accuracy of any of the information contained herein, and makes no representations about its suitability for any particular purpose. Users should make their own judgements about those matters and/or seek independent advice. You assume all risks associated with use of the data provided on this page.

Race Results

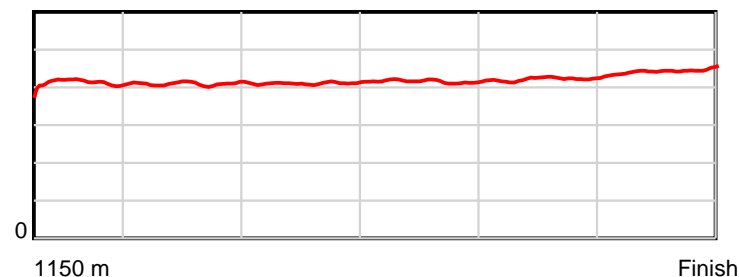
August 02, 2014, Race 3, 3UP MDN-SW, Distance 1150m, Spreyton - Offset 0m

Result	TAB no.	Horse (Barrier)	1150 to	1000m to	800m to	600m to	400m to	200m to	Total or	Margin
12th	6	In Flower (1)	1000m	800m	600m	400m	200m	WP	Average	
		Position in running (margin)	-	9(5.2)	9(8.5)	12(11.2)	12(10.5)	11(9.4)		12.50
		Sectional time (s)	11.85	10.95	11.46	12.06	12.35	13.65		
		Cumulative time (s)	72.33	60.48	49.52	38.06	26.00	13.65	1:12.32	
		Speed (m/s)	12.66	18.26	17.45	16.58	16.19	14.65	15.90	
		Stride length (m)	4.80	7.46	7.15	6.89	6.82	6.51	6.57	
		Stride duration (s)	0.402	0.408	0.410	0.415	0.421	0.445	0.413	
		Stride efficiency (%)	36.01	86.94	79.92	74.09	72.58	66.29	67.37	
		Stride count	31.25	26.81	27.97	29.05	29.35	30.71	175.14	

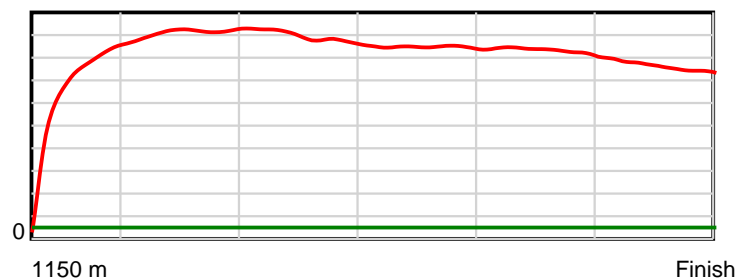
10 m Stride length



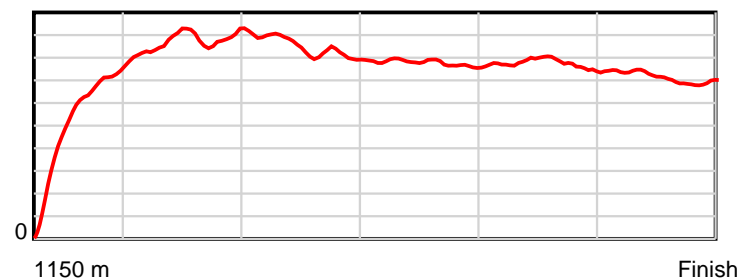
0.6 s Stride duration



20 m/sec Speed



100 % Stride efficiency



Note: Horizontal distance axis grid lines are 200m furlongs.

Disclaimer.

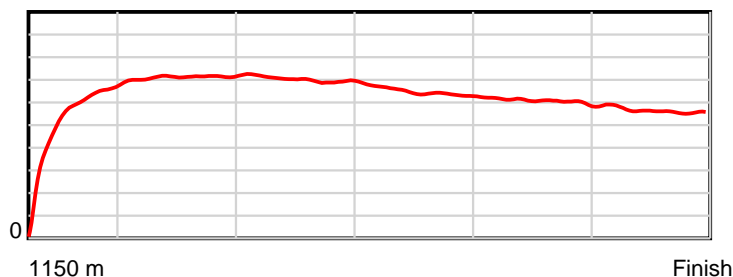
Tasracing Pty Ltd and Thoroughbred Ratings Pty Ltd accepts no responsibility for the completeness or accuracy of any of the information contained herein, and makes no representations about its suitability for any particular purpose. Users should make their own judgements about those matters and/or seek independent advice. You assume all risks associated with use of the data provided on this page.

Race Results

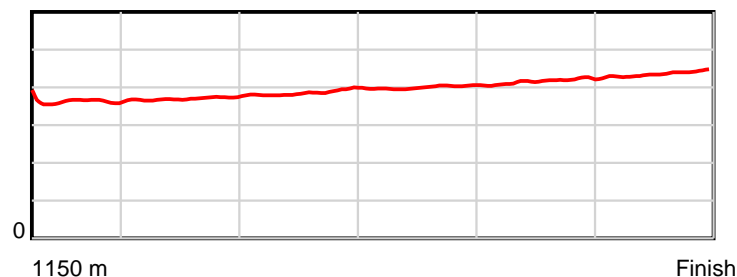
August 02, 2014, Race 3, 3UP MDN-SW, Distance 1150m, Spreyton - Offset 0m

Result	TAB no.	Horse (Barrier)	1150 to	1000m to	800m to	600m to	400m to	200m to	Total or	Margin
13th	15	Brief Event (7)	1000m	800m	600m	400m	200m	WP	Average	
		Position in running (margin)	-	3(1.8)	2(0.1)	2(0.9)	5(6.4)	12(12.3)		25.00
		Sectional time (s)	11.41	10.12	11.14	13.10	13.53	15.55		
		Cumulative time (s)	74.85	63.44	53.32	42.19	29.08	15.55	1:14.84	
		Speed (m/s)	13.14	19.76	17.95	15.27	14.78	12.86	15.36	
		Stride length (m)	4.99	7.31	6.92	6.11	6.15	5.61	6.14	
		Stride duration (s)	0.366	0.370	0.385	0.400	0.416	0.436	0.400	
		Stride efficiency (%)	38.84	83.49	74.80	58.34	59.06	49.14	58.92	
		Stride count	30.09	27.36	28.91	32.73	32.53	35.66	187.28	

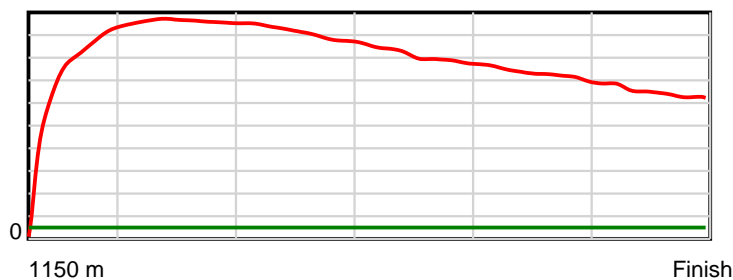
10 m Stride length



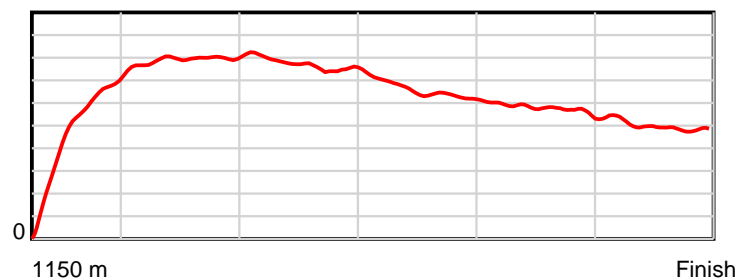
0.6 s Stride duration



20 m/sec Speed



100 % Stride efficiency



Note: Horizontal distance axis grid lines are 200m furlongs.

Disclaimer.

Tasracing Pty Ltd and Thoroughbred Ratings Pty Ltd accepts no responsibility for the completeness or accuracy of any of the information contained herein, and makes no representations about its suitability for any particular purpose. Users should make their own judgements about those matters and/or seek independent advice. You assume all risks associated with use of the data provided on this page.