



Race Results

Devonport Racing Club, Devonport Synthetic, August 10, 2014

Compilation date: August 11, 2014, 2:34:36 PM (EST)

Copyright © 2014 Tasracing Pty Ltd. All rights reserved.

Trademarks.

StrideMASTER is a registered trademark of Thoroughbred Ratings Pty Ltd.

Disclaimer.

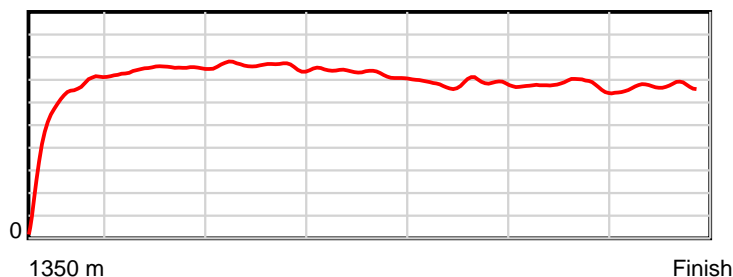
Tasracing Pty Ltd and Thoroughbred Ratings Pty Ltd accepts no responsibility for the completeness or accuracy of any of the information contained herein, and makes no representations about its suitability for any particular purpose. Users should make their own judgements about those matters and/or seek independent advice. You assume all risks associated with use of the data provided on this page.

Race Results

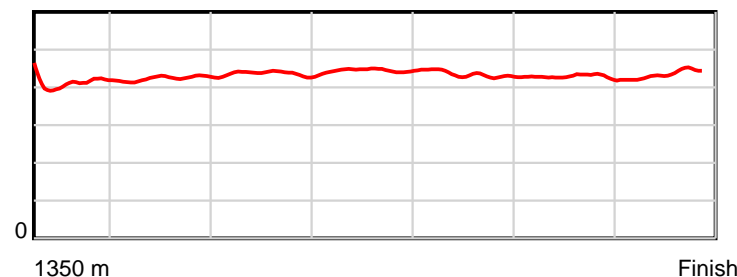
August 10, 2014, Race 2, MDN-SW, Distance 1350m, Spreyton - Offset 0m

Result	TAB no.	Horse (Barrier)	1350 to	1200m to	1000m to	800m to	600m to	400m to	200m to	Total or	Margin
1st	5	The Real Deal (5)	1200m	1000m	800m	600m	400m	200m	WP	Average	
		Position in running (margin)	-	8(0.0)	8(0.0)	8(0.0)	8(0.0)	6(0.0)	4(0.0)		0.00
		Sectional time (s)	11.18	11.04	11.22	12.09	12.80	12.60	12.79		
		Cumulative time (s)	83.72	72.54	61.50	50.28	38.19	25.39	12.79	1:23.72	
		Speed (m/s)	13.42	18.12	17.83	16.54	15.62	15.87	15.64	16.13	
		Stride length (m)	5.57	7.67	7.76	7.33	6.81	6.80	6.80	6.95	
		Stride duration (s)	0.415	0.423	0.436	0.443	0.436	0.428	0.435	0.431	
		Stride efficiency (%)	48.46	91.90	94.20	83.99	72.56	72.24	72.19	75.47	
		Stride count	26.94	26.08	25.76	27.28	29.35	29.42	29.43	194.26	

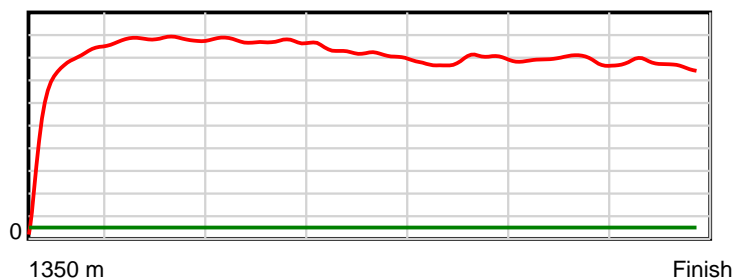
10 m Stride length



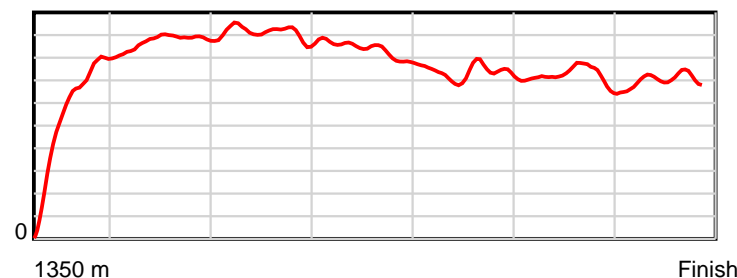
0.6 s Stride duration



20 m/sec Speed



100 % Stride efficiency



Note: Horizontal distance axis grid lines are 200m furlongs.

Disclaimer.

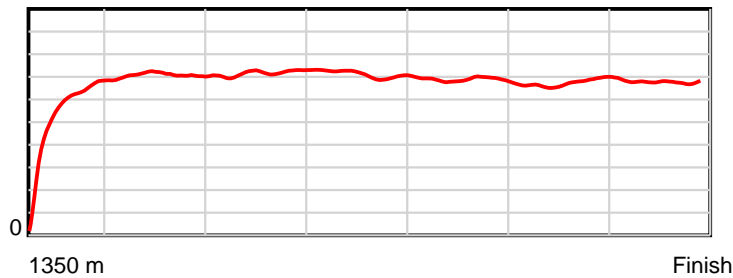
Tasracing Pty Ltd and Thoroughbred Ratings Pty Ltd accepts no responsibility for the completeness or accuracy of any of the information contained herein, and makes no representations about its suitability for any particular purpose. Users should make their own judgements about those matters and/or seek independent advice. You assume all risks associated with use of the data provided on this page.

Race Results

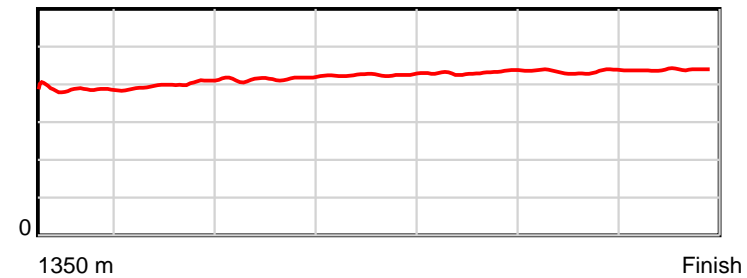
August 10, 2014, Race 2, MDN-SW, Distance 1350m, Spreyton - Offset 0m

Result	TAB no.	Horse (Barrier)	1350 to	1200m to	1000m to	800m to	600m to	400m to	200m to	Total or	Margin
2nd	1	Bling Dynasty (10)	1200m	1000m	800m	600m	400m	200m	WP	Average	
		Position in running (margin)	-	4(0.0)	7(0.0)	9(0.0)	7(0.0)	7(0.0)	7(0.0)		0.80
		Sectional time (s)	10.88	11.22	11.35	11.92	12.90	12.93	12.66		
		Cumulative time (s)	83.87	72.99	61.77	50.42	38.49	25.59	12.66	1:23.87	
		Speed (m/s)	13.79	17.83	17.62	16.78	15.50	15.47	15.80	16.10	
		Stride length (m)	5.31	7.08	7.30	7.12	6.69	6.71	6.92	6.73	
		Stride duration (s)	0.389	0.397	0.414	0.424	0.431	0.434	0.438	0.418	
		Stride efficiency (%)	44.02	78.37	83.16	79.17	69.88	70.44	74.86	70.76	
		Stride count	28.26	28.24	27.42	28.10	29.91	29.79	28.90	200.62	

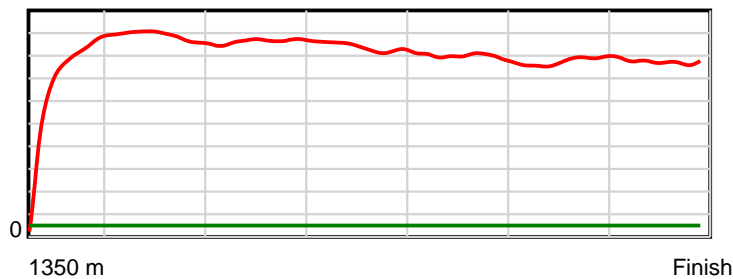
10 m Stride length



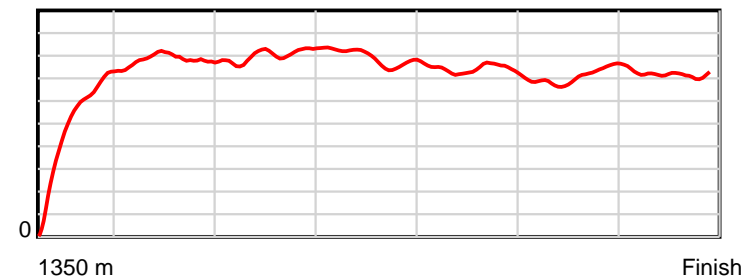
0.6 s Stride duration



20 m/sec Speed



100 % Stride efficiency



Note: Horizontal distance axis grid lines are 200m furlongs.

Disclaimer.

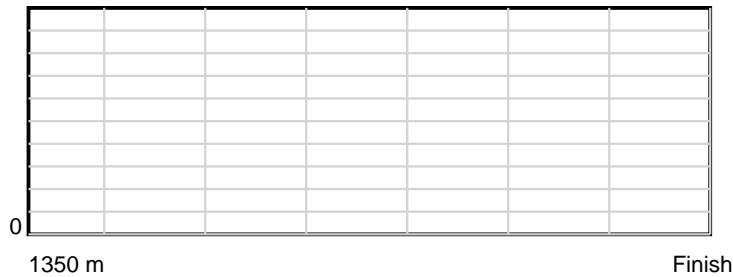
Tasracing Pty Ltd and Thoroughbred Ratings Pty Ltd accepts no responsibility for the completeness or accuracy of any of the information contained herein, and makes no representations about its suitability for any particular purpose. Users should make their own judgements about those matters and/or seek independent advice. You assume all risks associated with use of the data provided on this page.

Race Results


August 10, 2014, Race 2, MDN-SW, Distance 1350m, Spreyton - Offset 0m

Result	TAB no.	Horse (Barrier)	1350 to	1200m to	1000m to	800m to	600m to	400m to	200m to	Total or	Margin
3rd	10	Geegees Classi... (8)	WP	Average							
		Position in running (margin)		1.00							
		Sectional time (s)									
		Cumulative time (s)	1:23.90								
		Speed (m/s)	16.09								
		Stride length (m)	nan								
		Stride duration (s)	nan								
		Stride efficiency (%)	nan								
		Stride count	0.00								

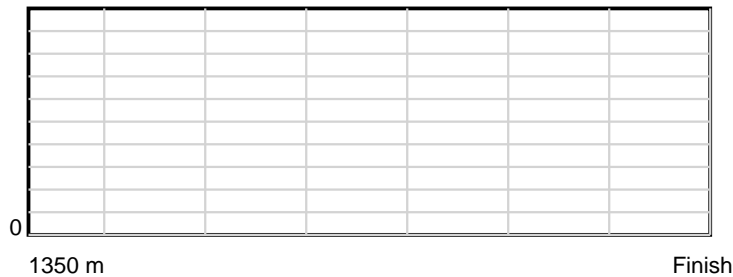
10 m Stride length



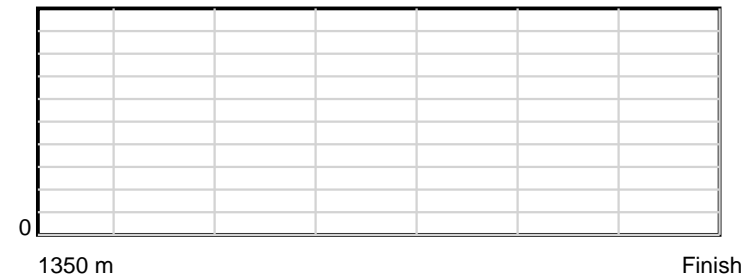
0.6 s Stride duration



20 m/sec Speed



100 % Stride efficiency



Note: Horizontal distance axis grid lines are 200m furlongs.

Disclaimer.

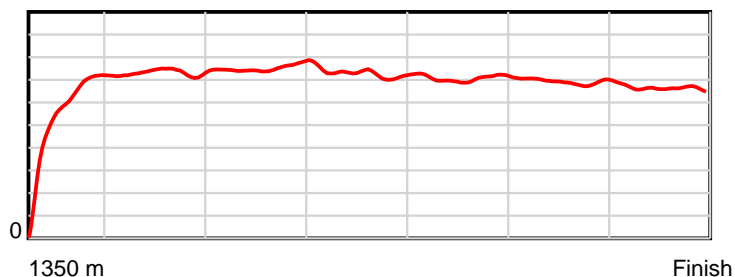
Tasracing Pty Ltd and Thoroughbred Ratings Pty Ltd accepts no responsibility for the completeness or accuracy of any of the information contained herein, and makes no representations about its suitability for any particular purpose. Users should make their own judgements about those matters and/or seek independent advice. You assume all risks associated with use of the data provided on this page.

Race Results

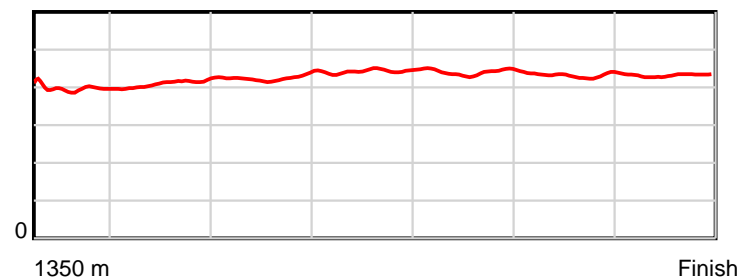
August 10, 2014, Race 2, MDN-SW, Distance 1350m, Spreyton - Offset 0m

Result	TAB no.	Horse (Barrier)	1350 to	1200m to	1000m to	800m to	600m to	400m to	200m to	Total or	Margin
4th	9	Cheers Chappy (4)	1200m	1000m	800m	600m	400m	200m	WP	Average	
		Position in running (margin)	-	7(0.0)	5(0.0)	5(0.0)	6(0.0)	5(0.0)	2(0.0)		1.20
		Sectional time (s)	11.14	10.74	11.19	12.23	13.04	12.57	13.03		
		Cumulative time (s)	83.94	72.80	62.06	50.87	38.64	25.60	13.03	1:23.94	
		Speed (m/s)	13.46	18.62	17.87	16.35	15.34	15.91	15.35	16.08	
		Stride length (m)	5.39	7.60	7.57	7.24	6.77	6.89	6.63	6.86	
		Stride duration (s)	0.400	0.408	0.424	0.443	0.441	0.433	0.432	0.426	
		Stride efficiency (%)	45.48	90.36	89.59	81.89	71.52	74.09	68.75	73.46	
		Stride count	27.80	26.30	26.41	27.63	29.56	29.05	30.15	196.90	

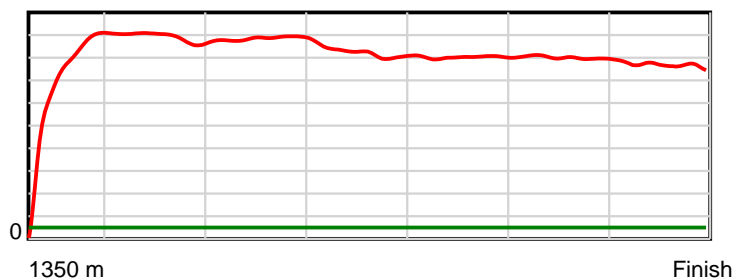
10 m Stride length



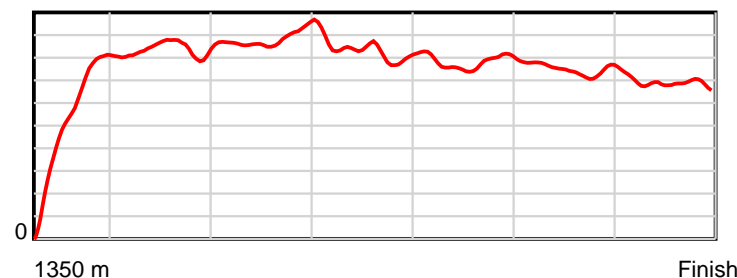
0.6 s Stride duration



20 m/sec Speed



100 % Stride efficiency



Note: Horizontal distance axis grid lines are 200m furlongs.

Disclaimer.

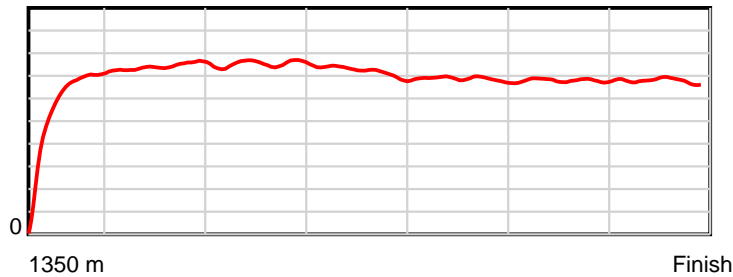
Tasracing Pty Ltd and Thoroughbred Ratings Pty Ltd accepts no responsibility for the completeness or accuracy of any of the information contained herein, and makes no representations about its suitability for any particular purpose. Users should make their own judgements about those matters and/or seek independent advice. You assume all risks associated with use of the data provided on this page.

Race Results

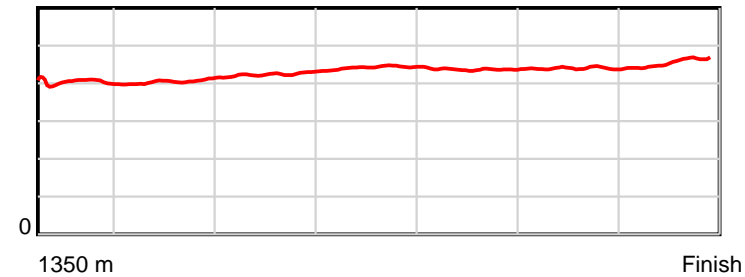
August 10, 2014, Race 2, MDN-SW, Distance 1350m, Spreyton - Offset 0m

Result	TAB no.	Horse (Barrier)	1350 to	1200m to	1000m to	800m to	600m to	400m to	200m to	Total or	Margin
5th	3	Gocarma (6)	1200m	1000m	800m	600m	400m	200m	WP	Average	
		Position in running (margin)	-	2(0.0)	4(0.0)	3(0.0)	3(0.0)	4(0.0)	3(0.0)		2.80
		Sectional time (s)	11.01	10.86	11.11	12.13	13.13	12.78	13.22		
		Cumulative time (s)	84.24	73.23	62.37	51.26	39.14	26.00	13.22	1:24.23	
		Speed (m/s)	13.62	18.42	18.00	16.49	15.23	15.65	15.13	16.02	
		Stride length (m)	5.44	7.44	7.62	7.28	6.66	6.87	6.91	6.88	
		Stride duration (s)	0.397	0.404	0.423	0.441	0.437	0.439	0.457	0.429	
		Stride efficiency (%)	46.31	86.48	90.71	82.78	69.29	73.80	74.65	73.95	
		Stride count	27.55	26.89	26.25	27.48	30.04	29.10	28.94	196.25	

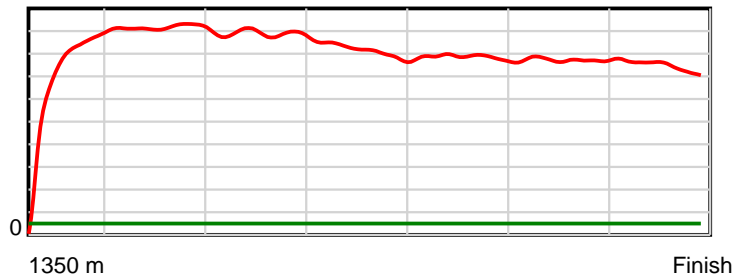
10 m Stride length



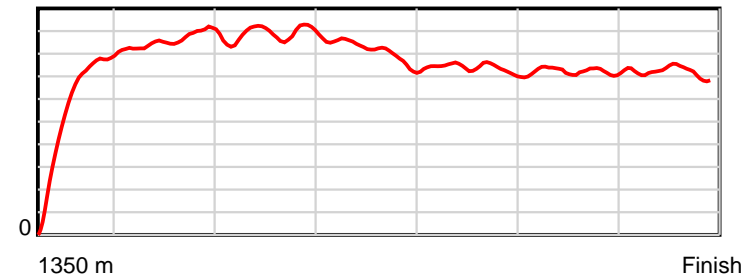
0.6 s Stride duration



20 m/sec Speed



100 % Stride efficiency



Note: Horizontal distance axis grid lines are 200m furlongs.

Disclaimer.

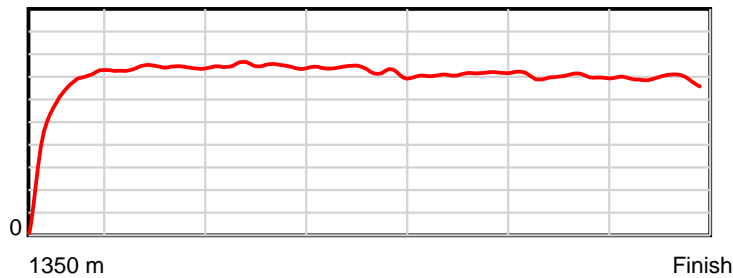
Tasracing Pty Ltd and Thoroughbred Ratings Pty Ltd accepts no responsibility for the completeness or accuracy of any of the information contained herein, and makes no representations about its suitability for any particular purpose. Users should make their own judgements about those matters and/or seek independent advice. You assume all risks associated with use of the data provided on this page.

Race Results

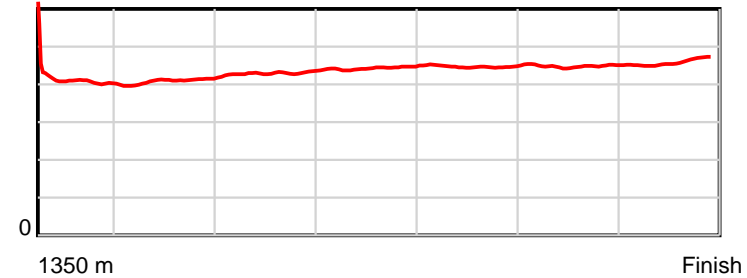
August 10, 2014, Race 2, MDN-SW, Distance 1350m, Spreyton - Offset 0m

Result	TAB no.	Horse (Barrier)	1350 to	1200m to	1000m to	800m to	600m to	400m to	200m to	Total or	Margin
6th	2	Crambazzled (2)	1200m	1000m	800m	600m	400m	200m	WP	Average	
		Position in running (margin)	-	5(0.0)	3(0.0)	4(0.0)	4(0.0)	3(0.0)	5(0.0)		3.60
		Sectional time (s)	11.22	10.74	11.24	12.21	12.90	12.90	13.20		
		Cumulative time (s)	84.40	73.18	62.44	51.20	38.99	26.09	13.20	1:24.40	
		Speed (m/s)	13.37	18.62	17.79	16.38	15.50	15.50	15.15	16.00	
		Stride length (m)	5.58	7.59	7.63	7.23	6.93	6.95	6.96	6.98	
		Stride duration (s)	0.409	0.407	0.429	0.441	0.447	0.448	0.459	0.436	
		Stride efficiency (%)	48.63	89.92	90.99	81.71	75.07	75.55	75.71	76.08	
		Stride count	26.89	26.37	26.21	27.66	28.86	28.76	28.73	193.48	

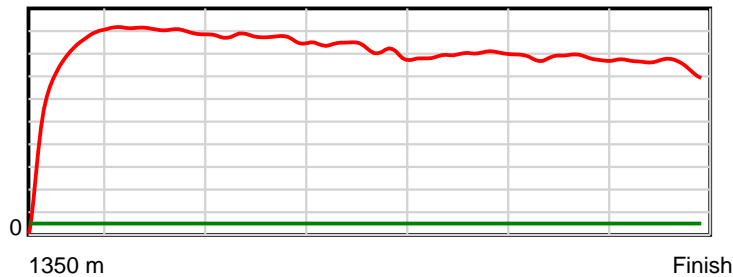
10 m Stride length



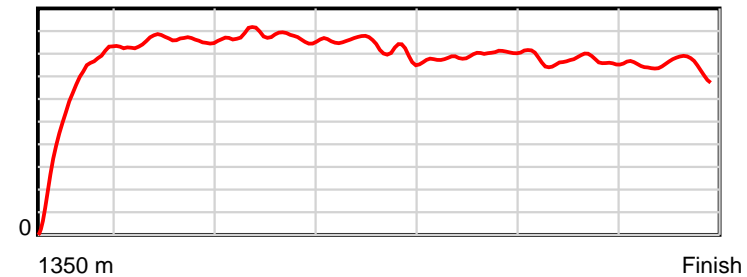
0.6 s Stride duration



20 m/sec Speed



100 % Stride efficiency



Note: Horizontal distance axis grid lines are 200m furlongs.

Disclaimer.

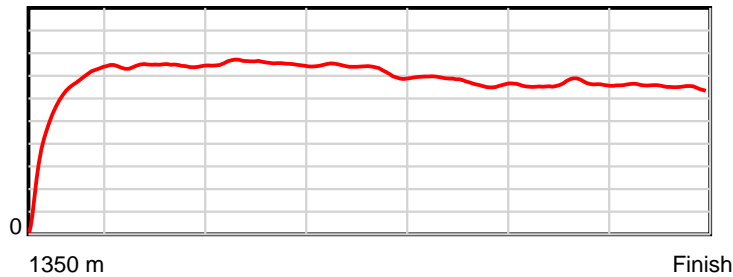
Tasracing Pty Ltd and Thoroughbred Ratings Pty Ltd accepts no responsibility for the completeness or accuracy of any of the information contained herein, and makes no representations about its suitability for any particular purpose. Users should make their own judgements about those matters and/or seek independent advice. You assume all risks associated with use of the data provided on this page.

Race Results

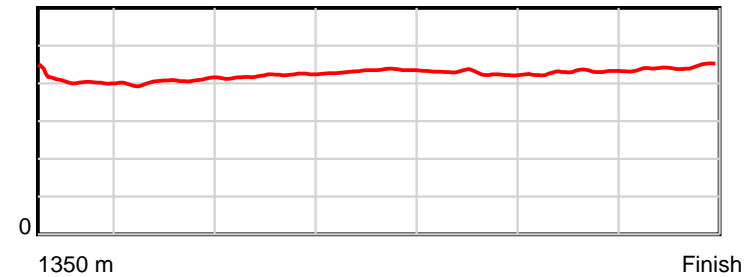
August 10, 2014, Race 2, MDN-SW, Distance 1350m, Spreyton - Offset 0m

Result	TAB no.	Horse (Barrier)	1350 to	1200m to	1000m to	800m to	600m to	400m to	200m to	Total or	Margin
7th	7	Lancashire (7)	1200m	1000m	800m	600m	400m	200m	WP	Average	
		Position in running (margin)	-	3(0.0)	2(0.0)	2(0.0)	2(0.0)	2(0.0)	6(0.0)		4.80
		Sectional time (s)	11.03	10.79	11.02	12.17	13.16	13.07	13.37		
		Cumulative time (s)	84.62	73.59	62.80	51.78	39.61	26.45	13.37	1:24.62	
		Speed (m/s)	13.60	18.54	18.15	16.43	15.20	15.30	14.96	15.95	
		Stride length (m)	5.51	7.51	7.62	7.12	6.50	6.57	6.61	6.76	
		Stride duration (s)	0.404	0.405	0.420	0.433	0.428	0.430	0.442	0.424	
		Stride efficiency (%)	47.49	88.14	90.69	79.12	65.93	67.53	68.25	71.43	
		Stride count	27.21	26.63	26.25	28.11	30.79	30.42	30.26	199.67	

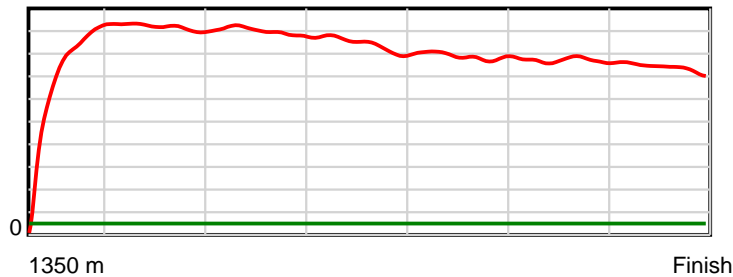
10 m Stride length



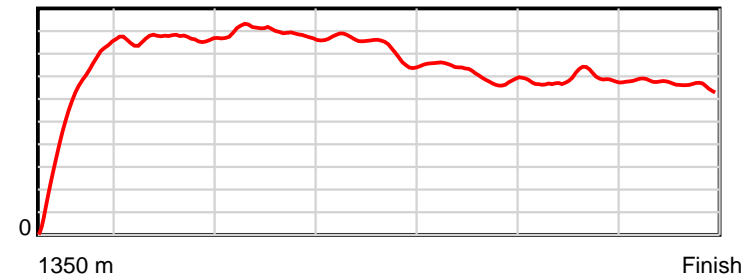
0.6 s Stride duration



20 m/sec Speed



100 % Stride efficiency



Note: Horizontal distance axis grid lines are 200m furlongs.

Disclaimer.

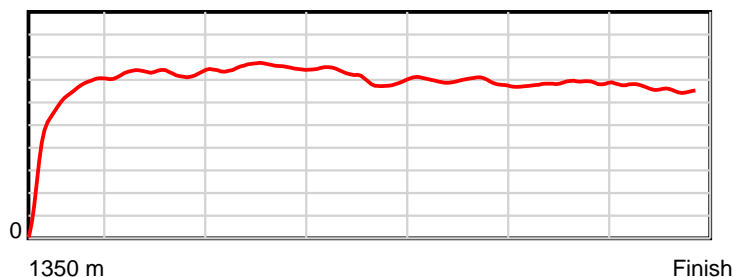
Tasracing Pty Ltd and Thoroughbred Ratings Pty Ltd accepts no responsibility for the completeness or accuracy of any of the information contained herein, and makes no representations about its suitability for any particular purpose. Users should make their own judgements about those matters and/or seek independent advice. You assume all risks associated with use of the data provided on this page.

Race Results

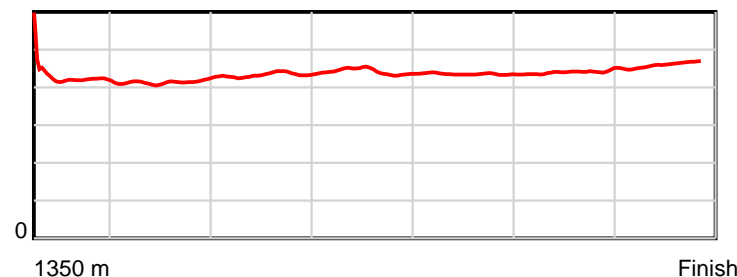
August 10, 2014, Race 2, MDN-SW, Distance 1350m, Spreyton - Offset 0m

Result	TAB no.	Horse (Barrier)	1350 to	1200m to	1000m to	800m to	600m to	400m to	200m to	Total or	Margin
8th	4	Le Piccole Cos... (9)	1200m	1000m	800m	600m	400m	200m	WP	Average	
		Position in running (margin)	-	10(0.0)	10(0.0)	10(0.0)	10(0.0)	9(0.0)	9(0.0)		7.50
		Sectional time (s)	11.70	10.86	11.22	12.23	12.72	12.69	13.72		
		Cumulative time (s)	85.14	73.44	62.58	51.36	39.13	26.41	13.72	1:25.14	
		Speed (m/s)	12.82	18.42	17.83	16.35	15.72	15.76	14.58	15.86	
		Stride length (m)	5.59	7.61	7.70	7.22	6.85	6.92	6.71	6.93	
		Stride duration (s)	0.423	0.413	0.432	0.442	0.436	0.439	0.461	0.437	
		Stride efficiency (%)	48.81	90.41	92.76	81.52	73.25	74.78	70.42	75.14	
		Stride count	26.84	26.29	25.96	27.69	29.21	28.91	29.79	194.69	

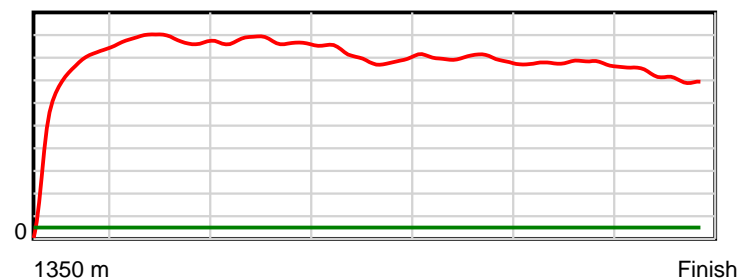
10 m Stride length



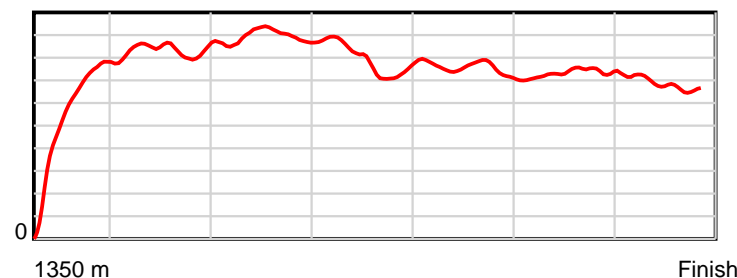
0.6 s Stride duration



20 m/sec Speed



100 % Stride efficiency



Note: Horizontal distance axis grid lines are 200m furlongs.

Disclaimer.

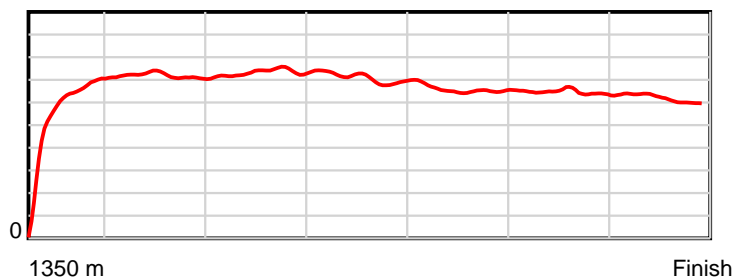
Tasracing Pty Ltd and Thoroughbred Ratings Pty Ltd accepts no responsibility for the completeness or accuracy of any of the information contained herein, and makes no representations about its suitability for any particular purpose. Users should make their own judgements about those matters and/or seek independent advice. You assume all risks associated with use of the data provided on this page.

Race Results

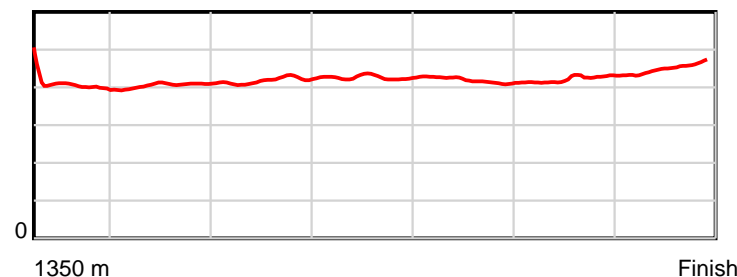
August 10, 2014, Race 2, MDN-SW, Distance 1350m, Spreyton - Offset 0m

Result	TAB no.	Horse (Barrier)	1350 to	1200m to	1000m to	800m to	600m to	400m to	200m to	Total or	Margin
9th	8	Let It Be Know... (1)	1200m	1000m	800m	600m	400m	200m	WP	Average	
		Position in running (margin)	-	6(0.0)	6(0.0)	6(0.0)	5(0.0)	8(0.0)	8(0.0)		13.90
		Sectional time (s)	11.51	10.83	11.25	12.11	13.17	12.96	14.54		
		Cumulative time (s)	86.39	74.88	64.05	52.79	40.68	27.51	14.54	1:26.39	
		Speed (m/s)	13.03	18.47	17.78	16.52	15.19	15.43	13.76	15.63	
		Stride length (m)	5.46	7.48	7.40	7.03	6.37	6.49	6.20	6.61	
		Stride duration (s)	0.411	0.405	0.417	0.426	0.420	0.421	0.451	0.423	
		Stride efficiency (%)	46.54	87.51	85.68	77.31	63.42	65.85	60.16	68.37	
		Stride count	27.48	26.73	27.01	28.43	31.40	30.81	32.23	204.09	

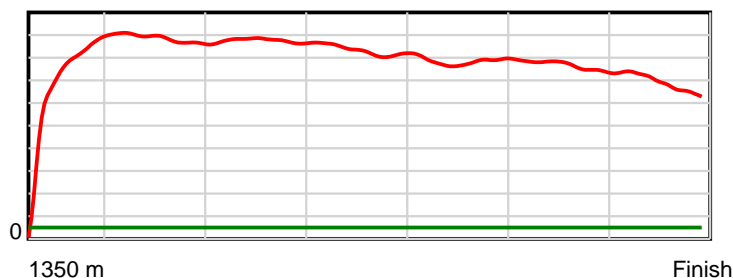
10 m Stride length



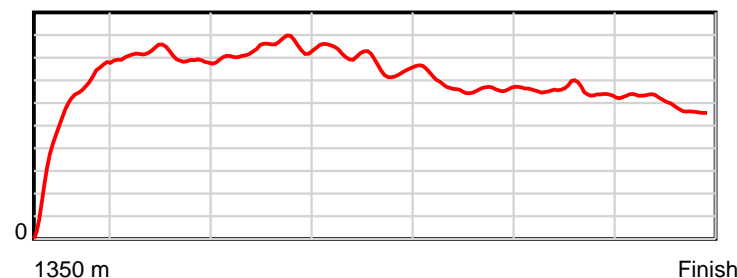
0.6 s Stride duration



20 m/sec Speed



100 % Stride efficiency



Note: Horizontal distance axis grid lines are 200m furlongs.

Disclaimer.

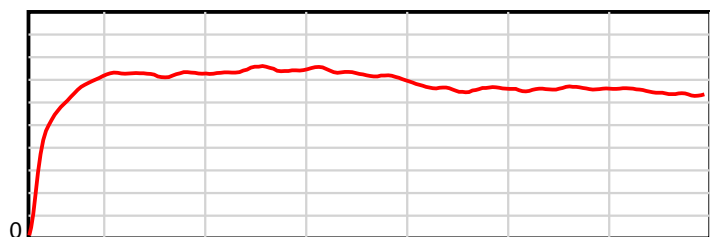
Tasracing Pty Ltd and Thoroughbred Ratings Pty Ltd accepts no responsibility for the completeness or accuracy of any of the information contained herein, and makes no representations about its suitability for any particular purpose. Users should make their own judgements about those matters and/or seek independent advice. You assume all risks associated with use of the data provided on this page.

Race Results

August 10, 2014, Race 2, MDN-SW, Distance 1350m, Spreyton - Offset 0m

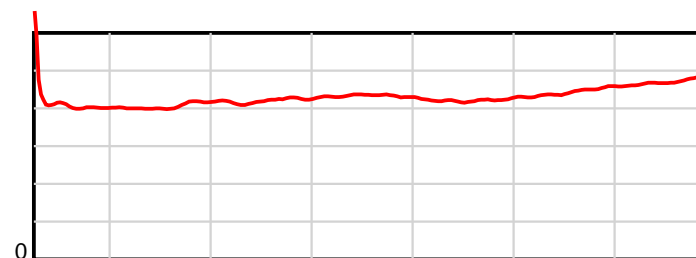
Result	TAB no.	Horse (Barrier)	1350 to	1200m to	1000m to	800m to	600m to	400m to	200m to	Total or	Margin
10th	6	Full Moon Dash (3)	1200m	1000m	800m	600m	400m	200m	WP	Average	
		Position in running (margin)	-	9(0.0)	9(0.0)	7(0.0)	9(0.0)	10(0.0)	10(0.0)		18.70
		Sectional time (s)	12.02	10.85	11.20	12.12	13.27	13.35	14.54		
		Cumulative time (s)	87.35	75.33	64.48	53.28	41.16	27.89	14.54	1:27.34	
		Speed (m/s)	12.48	18.43	17.86	16.50	15.07	14.98	13.76	15.46	
		Stride length (m)	5.40	7.48	7.49	7.15	6.35	6.64	6.51	6.70	
		Stride duration (s)	0.407	0.406	0.419	0.433	0.422	0.443	0.474	0.433	
		Stride efficiency (%)	45.56	87.37	87.62	79.79	63.08	68.83	66.32	70.11	
		Stride count	27.78	26.75	26.71	27.99	31.48	30.14	30.70	201.55	

10 m Stride length



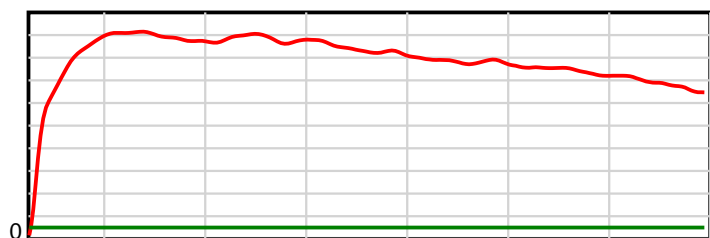
1350 m Finish

0.6 s Stride duration



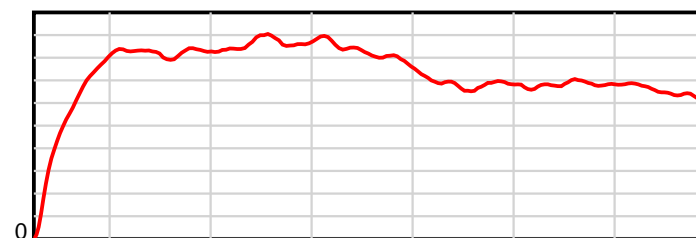
1350 m Finish

20 m/sec Speed



1350 m Finish

100 % Stride efficiency



1350 m Finish

Note: Horizontal distance axis grid lines are 200m furlongs.

Disclaimer.

Tasracing Pty Ltd and Thoroughbred Ratings Pty Ltd accepts no responsibility for the completeness or accuracy of any of the information contained herein, and makes no representations about its suitability for any particular purpose. Users should make their own judgements about those matters and/or seek independent advice. You assume all risks associated with use of the data provided on this page.