



## Race Results

Devonport Racing Club, Devonport Synthetic, August 10, 2014

Compilation date: August 11, 2014, 2:42:15 PM (EST)

Copyright © 2014 Tasracing Pty Ltd. All rights reserved.

### Trademarks.

StrideMASTER is a registered trademark of Thoroughbred Ratings Pty Ltd.

### Disclaimer.

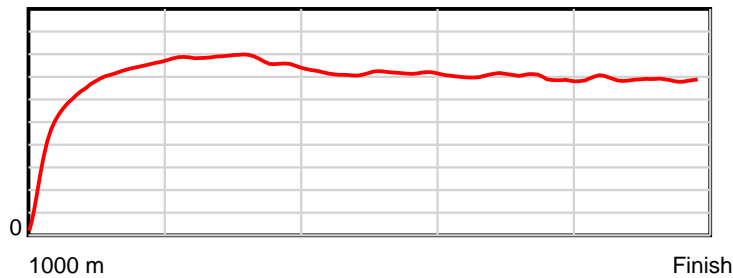
Tasracing Pty Ltd and Thoroughbred Ratings Pty Ltd accepts no responsibility for the completeness or accuracy of any of the information contained herein, and makes no representations about its suitability for any particular purpose. Users should make their own judgements about those matters and/or seek independent advice. You assume all risks associated with use of the data provided on this page.

# Race Results

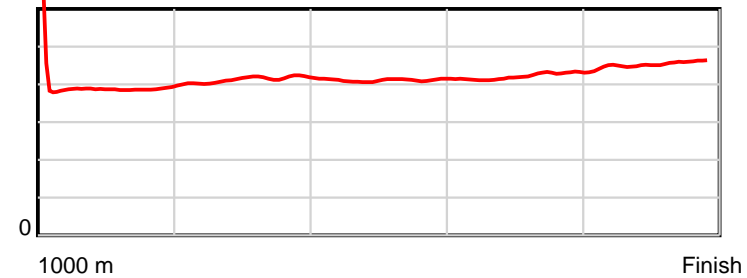
August 10, 2014, Race 8, BM62, Distance 1000m, Spreyton - Offset 0m

Result	TAB no.	Horse (Barrier)	1000 to	800m to	600m to	400m to	200m to	Total or	Margin
1st	1	Loaded Owners (12)	800m	600m	400m	200m	WP	Average	
		Position in running (margin)	-	2(0.3)	1(0.0)	1(0.0)	1(0.0)		0.00
		Sectional time (s)	13.17	10.57	11.52	11.82	12.91		
		Cumulative time (s)	59.99	46.82	36.25	24.73	12.91	0:59.99	
		Speed (m/s)	15.19	18.92	17.36	16.92	15.49	16.67	
		Stride length (m)	6.17	7.82	7.14	7.13	7.02	7.02	
		Stride duration (s)	0.406	0.414	0.411	0.421	0.453	0.421	
		Stride efficiency (%)	59.47	95.62	79.57	79.47	77.07	76.90	
		Stride count	32.42	25.57	28.03	28.05	28.48	142.55	

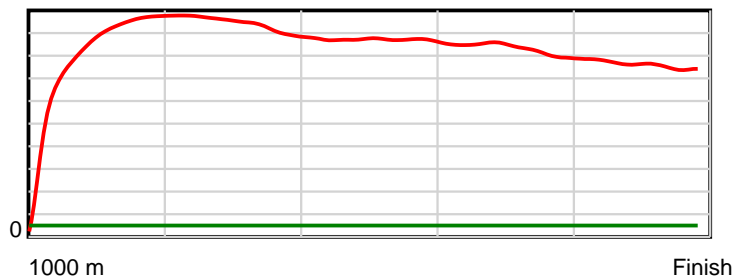
10 m Stride length



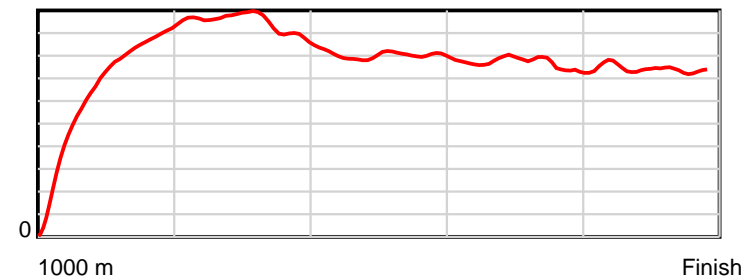
0.6 s Stride duration



20 m/sec Speed



100 % Stride efficiency



Note: Horizontal distance axis grid lines are 200m furlongs.

## Disclaimer.

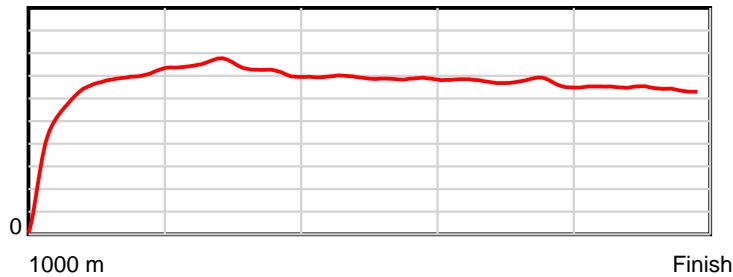
Tasracing Pty Ltd and Thoroughbred Ratings Pty Ltd accepts no responsibility for the completeness or accuracy of any of the information contained herein, and makes no representations about its suitability for any particular purpose. Users should make their own judgements about those matters and/or seek independent advice. You assume all risks associated with use of the data provided on this page.

# Race Results

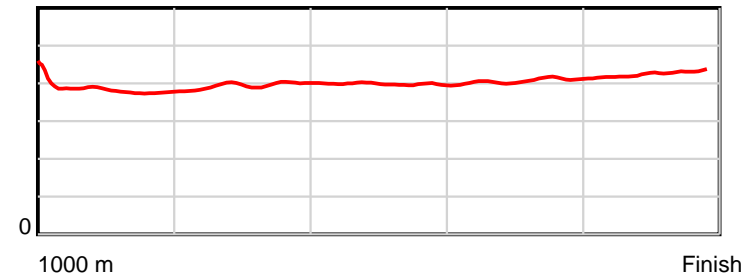
August 10, 2014, Race 8, BM62, Distance 1000m, Spreyton - Offset 0m

Result	TAB no.	Horse (Barrier)	1000 to	800m to	600m to	400m to	200m to	Total or	Margin
2nd	5	<b>Guru Rez (1)</b>	<b>800m</b>	<b>600m</b>	<b>400m</b>	<b>200m</b>	<b>WP</b>	<b>Average</b>	
		Position in running (margin)	-	1(0.0)	3(1.0)	3(1.3)	2(0.9)		1.80
		Sectional time (s)	13.07	10.78	11.56	11.76	13.15		
		Cumulative time (s)	60.32	47.25	36.47	24.91	13.15	1:00.32	
		Speed (m/s)	15.31	18.55	17.30	17.01	15.21	16.58	
		Stride length (m)	5.94	7.32	6.89	6.92	6.47	6.67	
		Stride duration (s)	0.390	0.394	0.398	0.406	0.425	0.402	
		Stride efficiency (%)	55.09	83.65	74.10	74.73	65.32	69.53	
		Stride count	33.68	27.34	29.04	28.92	30.93	149.91	

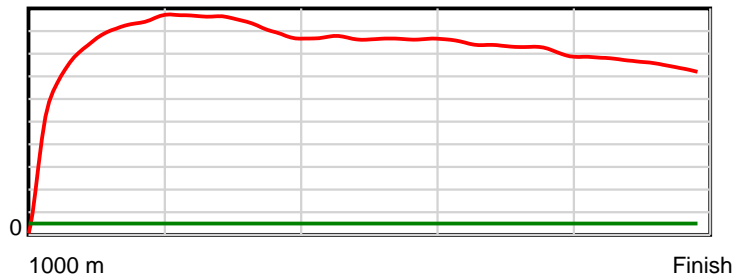
10 m Stride length



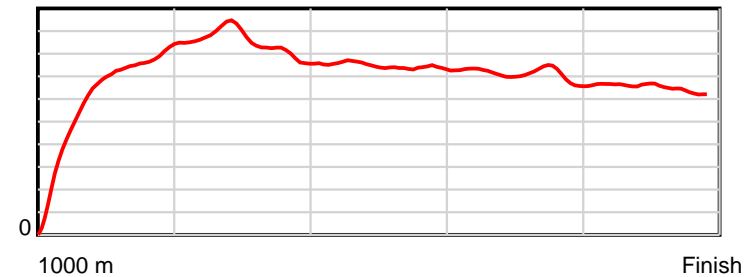
0.6 s Stride duration



20 m/sec Speed



100 % Stride efficiency



Note: Horizontal distance axis grid lines are 200m furlongs.

**Disclaimer.**

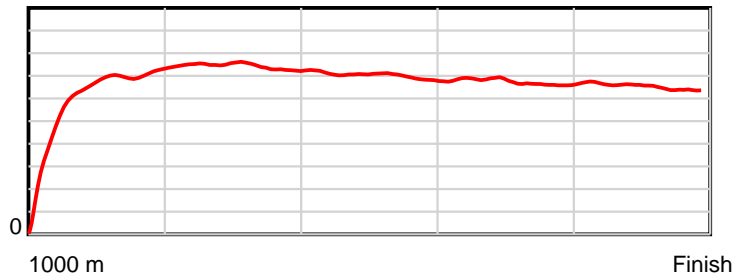
Tasracing Pty Ltd and Thoroughbred Ratings Pty Ltd accepts no responsibility for the completeness or accuracy of any of the information contained herein, and makes no representations about its suitability for any particular purpose. Users should make their own judgements about those matters and/or seek independent advice. You assume all risks associated with use of the data provided on this page.

# Race Results

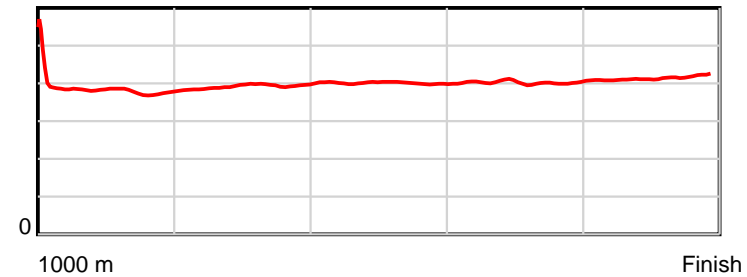
August 10, 2014, Race 8, BM62, Distance 1000m, Spreyton - Offset 0m

Result	TAB no.	Horse (Barrier)	1000 to	800m to	600m to	400m to	200m to	Total or	Margin
3rd	2	Yuppony (7)	800m	600m	400m	200m	WP	Average	
		Position in running (margin)	-	6(1.8)	5(1.6)	5(3.0)	5(3.8)		2.10
		Sectional time (s)	13.45	10.58	11.75	11.94	12.65		
		Cumulative time (s)	60.37	46.92	36.34	24.59	12.65	1:00.36	
		Speed (m/s)	14.87	18.90	17.02	16.75	15.81	16.56	
		Stride length (m)	5.88	7.39	6.83	6.72	6.56	6.64	
		Stride duration (s)	0.395	0.391	0.401	0.402	0.415	0.401	
		Stride efficiency (%)	54.02	85.30	72.84	70.67	67.19	68.88	
		Stride count	34.02	27.07	29.29	29.74	30.50	150.62	

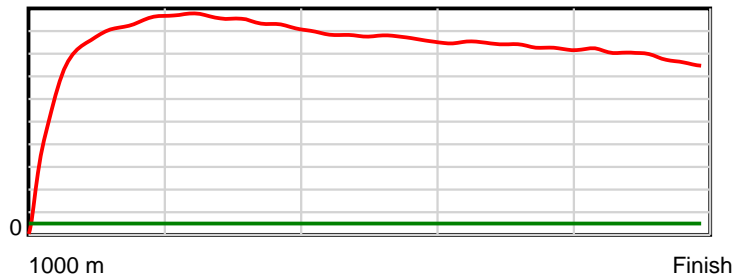
10 m Stride length



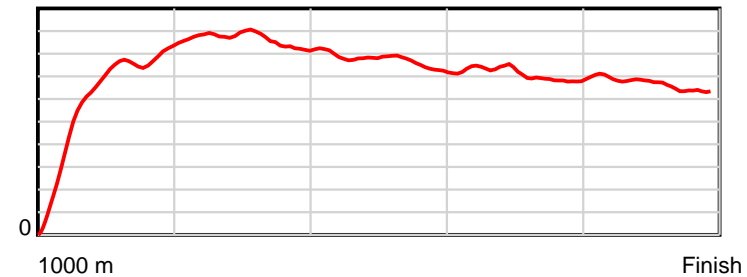
0.6 s Stride duration



20 m/sec Speed



100 % Stride efficiency



Note: Horizontal distance axis grid lines are 200m furlongs.

**Disclaimer.**

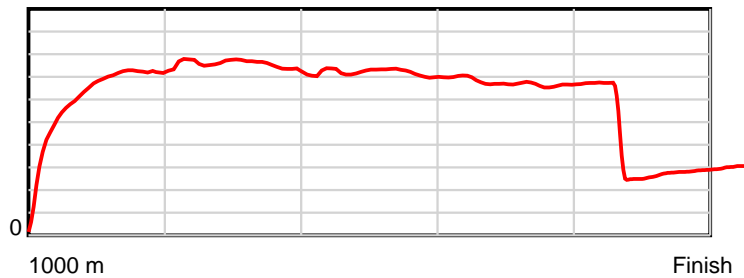
Tasracing Pty Ltd and Thoroughbred Ratings Pty Ltd accepts no responsibility for the completeness or accuracy of any of the information contained herein, and makes no representations about its suitability for any particular purpose. Users should make their own judgements about those matters and/or seek independent advice. You assume all risks associated with use of the data provided on this page.

# Race Results

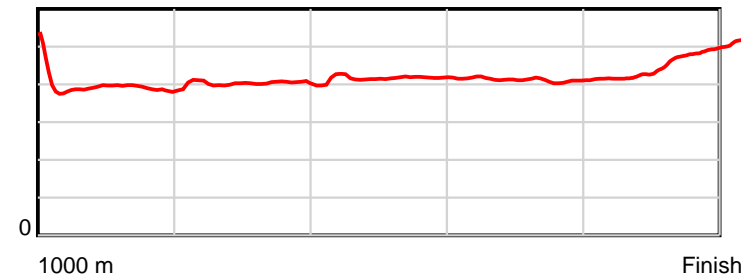
August 10, 2014, Race 8, BM62, Distance 1000m, Spreyton - Offset 0m

Result	TAB no.	Horse (Barrier)	1000 to	800m to	600m to	400m to	200m to	Total or	Margin
4th	10	It's Flash AI (5)	800m	600m	400m	200m	WP	Average	
		Position in running (margin)	-	5(1.7)	4(1.5)	7(3.8)	6(4.0)		2.50
		Sectional time (s)	-70.20	10.59	11.89	11.85	96.31		
		Cumulative time (s)	60.44	130.64	120.06	108.17	96.31	1:00.43	
		Speed (m/s)	-2.85	18.89	16.82	16.88	2.08	16.54	
		Stride length (m)	5.90	7.63	6.84	6.94	0.95	3.05	
		Stride duration (s)	0.395	0.404	0.407	0.411	0.459	0.184	
		Stride efficiency (%)	54.33	90.90	73.21	75.33	1.42	14.53	
		Stride count	33.92	26.22	29.22	28.81	209.75	327.92	

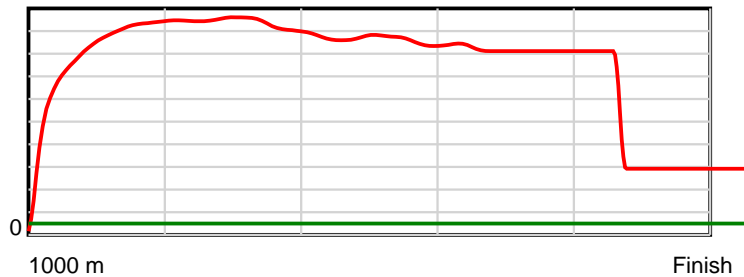
10 m Stride length



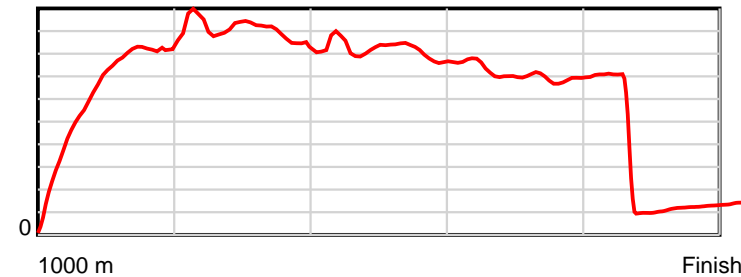
0.6 s Stride duration



20 m/sec Speed



100 % Stride efficiency



Note: Horizontal distance axis grid lines are 200m furlongs.

## Disclaimer.

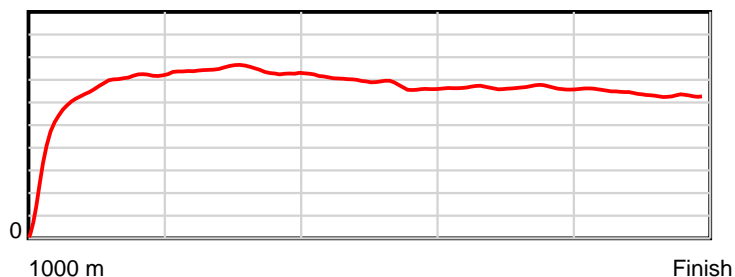
Tasracing Pty Ltd and Thoroughbred Ratings Pty Ltd accepts no responsibility for the completeness or accuracy of any of the information contained herein, and makes no representations about its suitability for any particular purpose. Users should make their own judgements about those matters and/or seek independent advice. You assume all risks associated with use of the data provided on this page.

# Race Results

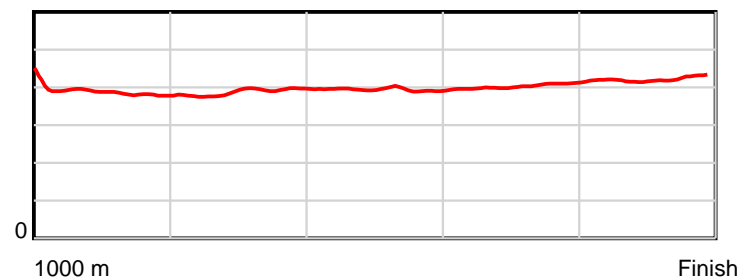
August 10, 2014, Race 8, BM62, Distance 1000m, Spreyton - Offset 0m

Result	TAB no.	Horse (Barrier)	1000 to	800m to	600m to	400m to	200m to	Total or	Margin
5th	3	<b>Gee Gees Style (3)</b>	<b>800m</b>	<b>600m</b>	<b>400m</b>	<b>200m</b>	<b>WP</b>	<b>Average</b>	
		Position in running (margin)	-	3(1.2)	2(0.4)	4(2.5)	4(3.3)		3.30
		Sectional time (s)	13.36	10.47	11.88	11.94	12.94		
		Cumulative time (s)	60.59	47.23	36.76	24.88	12.94	1:00.59	
		Speed (m/s)	14.97	19.10	16.84	16.75	15.46	16.50	
		Stride length (m)	5.76	7.41	6.63	6.76	6.52	6.57	
		Stride duration (s)	0.388	0.388	0.394	0.403	0.422	0.398	
		Stride efficiency (%)	51.81	85.78	68.71	71.35	66.48	67.51	
		Stride count	34.73	26.99	30.16	29.60	30.66	152.14	

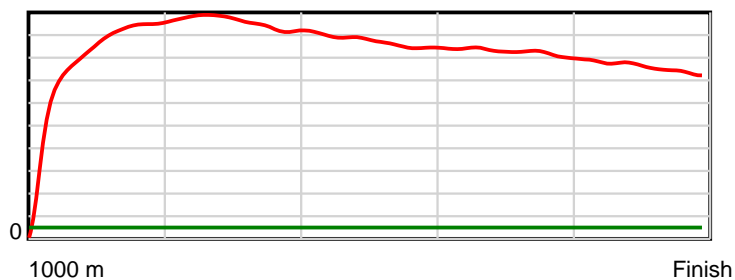
10 m Stride length



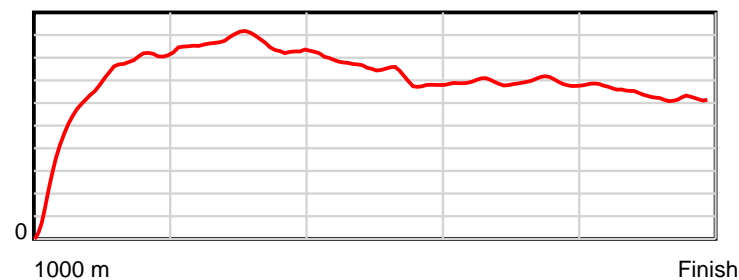
0.6 s Stride duration



20 m/sec Speed



100 % Stride efficiency



Note: Horizontal distance axis grid lines are 200m furlongs.

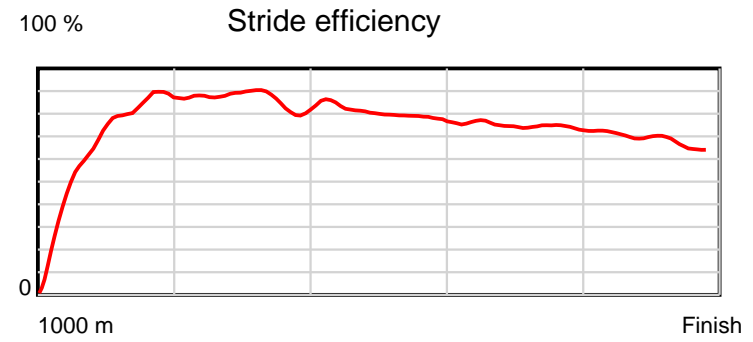
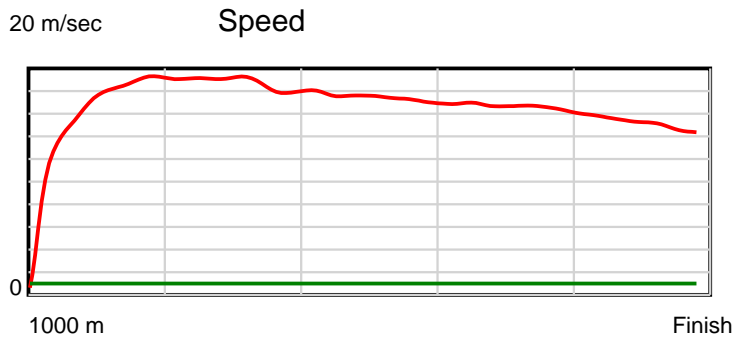
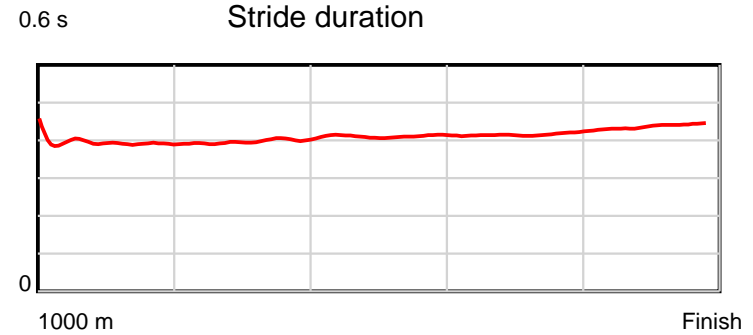
## Disclaimer.

Tasracing Pty Ltd and Thoroughbred Ratings Pty Ltd accepts no responsibility for the completeness or accuracy of any of the information contained herein, and makes no representations about its suitability for any particular purpose. Users should make their own judgements about those matters and/or seek independent advice. You assume all risks associated with use of the data provided on this page.

# Race Results

August 10, 2014, Race 8, BM62, Distance 1000m, Spreyton - Offset 0m

Result	TAB no.	Horse (Barrier)	1000 to	800m to	600m to	400m to	200m to	Total or	Margin
6th	6	<b>Stormbay Bombe... (2)</b>	<b>800m</b>	<b>600m</b>	<b>400m</b>	<b>200m</b>	<b>WP</b>	<b>Average</b>	
		Position in running (margin)	-	7(2.2)	6(1.7)	2(0.6)	3(1.8)		3.60
		Sectional time (s)	13.58	10.53	11.34	12.01	13.19		
		Cumulative time (s)	60.64	47.06	36.53	25.19	13.19	1:00.64	
		Speed (m/s)	14.72	18.99	17.64	16.65	15.16	16.49	
		Stride length (m)	5.91	7.53	7.24	6.92	6.63	6.80	
		Stride duration (s)	0.398	0.396	0.411	0.415	0.437	0.412	
		Stride efficiency (%)	54.59	88.59	82.00	74.82	68.75	72.26	
		Stride count	33.84	26.56	27.61	28.90	30.15	147.06	



Note: Horizontal distance axis grid lines are 200m furlongs.

**Disclaimer.**

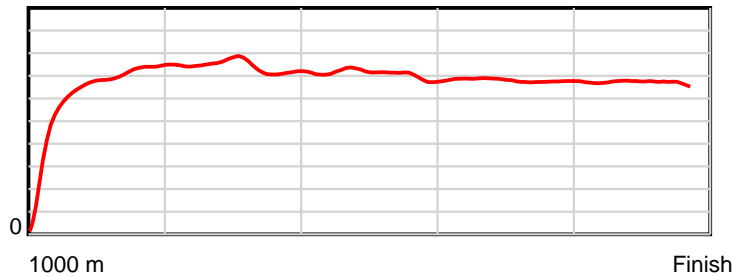
Tasracing Pty Ltd and Thoroughbred Ratings Pty Ltd accepts no responsibility for the completeness or accuracy of any of the information contained herein, and makes no representations about its suitability for any particular purpose. Users should make their own judgements about those matters and/or seek independent advice. You assume all risks associated with use of the data provided on this page.

# Race Results

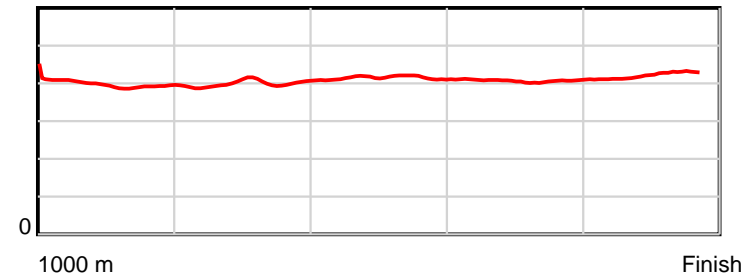
August 10, 2014, Race 8, BM62, Distance 1000m, Spreyton - Offset 0m

Result	TAB no.	Horse (Barrier)	1000 to	800m to	600m to	400m to	200m to	Total or	Margin
7th	14	<b>Gotta Have Vib... (11)</b>	<b>800m</b>	<b>600m</b>	<b>400m</b>	<b>200m</b>	<b>WP</b>	<b>Average</b>	
		Position in running (margin)	-	10(5.8)	10(5.9)	10(6.9)	10(6.5)		3.70
		Sectional time (s)	14.20	10.62	11.69	11.76	12.39		
		Cumulative time (s)	60.66	46.46	35.83	24.15	12.39	1:00.65	
		Speed (m/s)	14.08	18.83	17.11	17.01	16.14	16.48	
		Stride length (m)	5.89	7.50	7.09	6.92	6.79	6.79	
		Stride duration (s)	0.416	0.398	0.414	0.407	0.421	0.412	
		Stride efficiency (%)	54.22	87.88	78.63	74.77	71.97	72.12	
		Stride count	33.95	26.67	28.20	28.91	29.47	147.20	

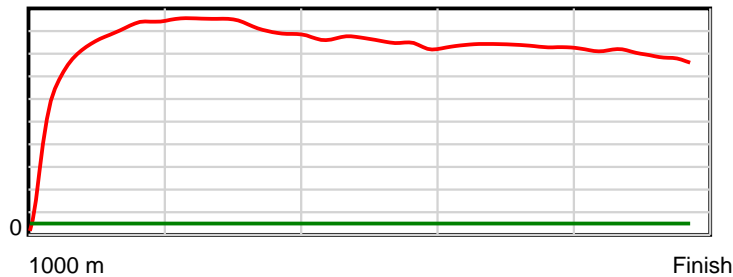
10 m Stride length



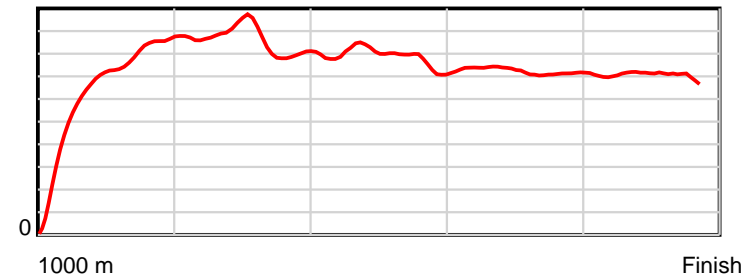
0.6 s Stride duration



20 m/sec Speed



100 % Stride efficiency



Note: Horizontal distance axis grid lines are 200m furlongs.

**Disclaimer.**

Tasracing Pty Ltd and Thoroughbred Ratings Pty Ltd accepts no responsibility for the completeness or accuracy of any of the information contained herein, and makes no representations about its suitability for any particular purpose. Users should make their own judgements about those matters and/or seek independent advice. You assume all risks associated with use of the data provided on this page.

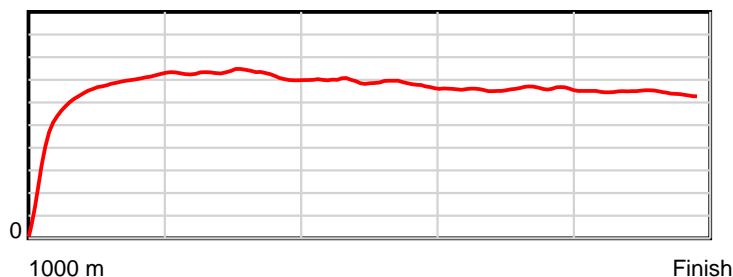


# Race Results

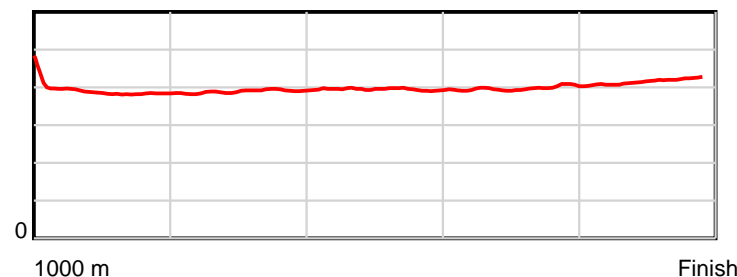
August 10, 2014, Race 8, BM62, Distance 1000m, Spreyton - Offset 0m

Result	TAB no.	Horse (Barrier)	1000 to	800m to	600m to	400m to	200m to	Total or	Margin
8th	13	<b>Magestic Impul... (6)</b>	<b>800m</b>	<b>600m</b>	<b>400m</b>	<b>200m</b>	<b>WP</b>	<b>Average</b>	
		Position in running (margin)	-	8(2.3)	7(3.3)	8(4.1)	7(4.0)		3.90
		Sectional time (s)	13.63	10.79	11.65	11.80	12.83		
		Cumulative time (s)	60.70	47.07	36.28	24.63	12.83	1:00.70	
		Speed (m/s)	14.67	18.54	17.17	16.95	15.59	16.47	
		Stride length (m)	5.84	7.20	6.75	6.73	6.50	6.57	
		Stride duration (s)	0.397	0.389	0.394	0.397	0.417	0.399	
		Stride efficiency (%)	53.24	81.12	71.25	70.87	66.05	67.55	
		Stride count	34.26	27.76	29.62	29.70	30.76	152.10	

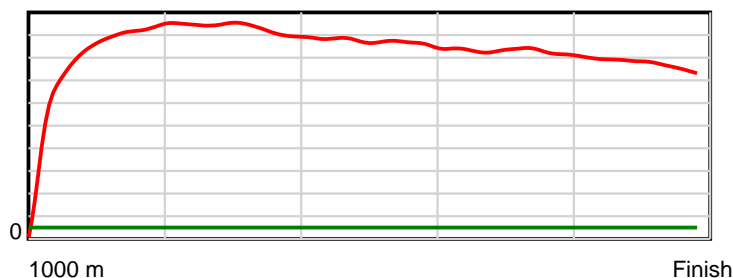
10 m Stride length



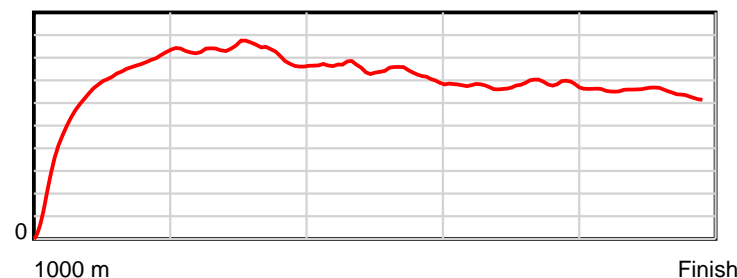
0.6 s Stride duration



20 m/sec Speed



100 % Stride efficiency



Note: Horizontal distance axis grid lines are 200m furlongs.

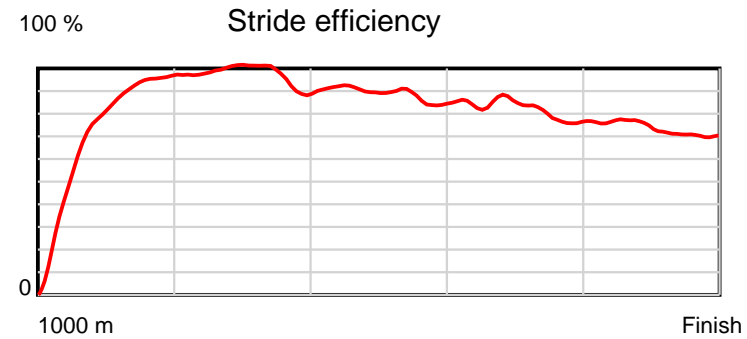
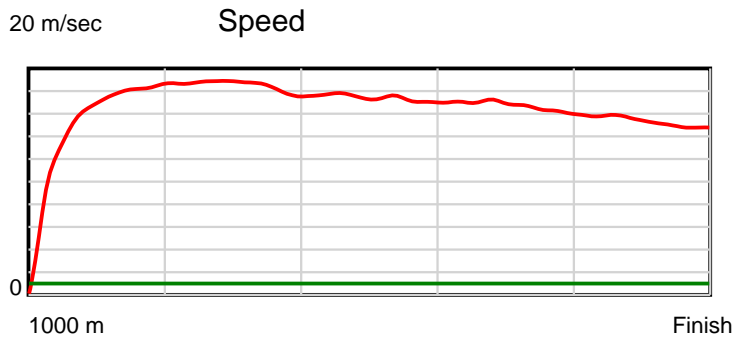
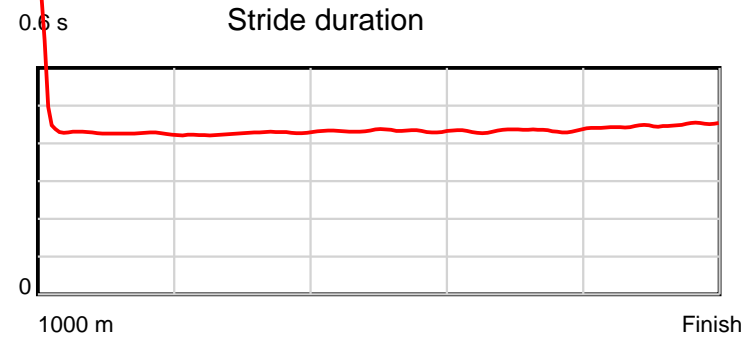
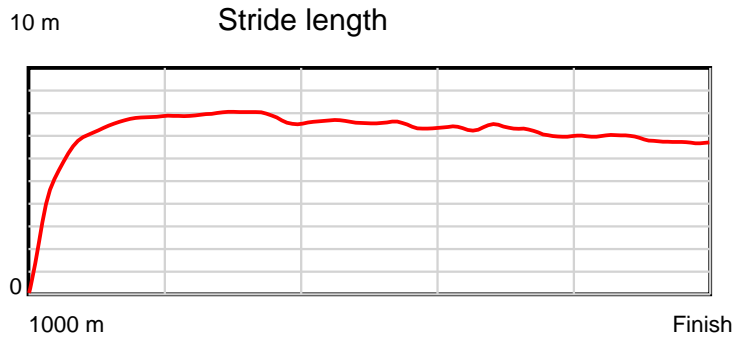
## Disclaimer.

Tasracing Pty Ltd and Thoroughbred Ratings Pty Ltd accepts no responsibility for the completeness or accuracy of any of the information contained herein, and makes no representations about its suitability for any particular purpose. Users should make their own judgements about those matters and/or seek independent advice. You assume all risks associated with use of the data provided on this page.

# Race Results

August 10, 2014, Race 8, BM62, Distance 1000m, Spreyton - Offset 0m

Result	TAB no.	Horse (Barrier)	1000 to	800m to	600m to	400m to	200m to	Total or	Margin
9th	8	<b>Gee Gees Snowh... (13)</b>	<b>800m</b>	<b>600m</b>	<b>400m</b>	<b>200m</b>	<b>WP</b>	<b>Average</b>	
		Position in running (margin)	-	4(1.3)	8(3.8)	6(3.2)	8(4.5)		4.10
		Sectional time (s)	13.33	11.04	11.41	12.04	12.93		
		Cumulative time (s)	60.74	47.41	36.37	24.97	12.93	1:00.74	
		Speed (m/s)	15.01	18.12	17.53	16.61	15.47	16.46	
		Stride length (m)	6.32	7.74	7.59	7.21	6.93	7.12	
		Stride duration (s)	0.422	0.427	0.433	0.434	0.448	0.433	
		Stride efficiency (%)	62.36	93.66	90.05	81.25	75.14	79.25	
		Stride count	31.66	25.83	26.35	27.74	28.84	140.42	



Note: Horizontal distance axis grid lines are 200m furlongs.

**Disclaimer.**

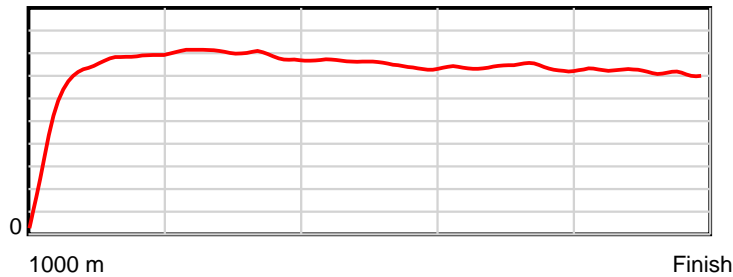
Tasracing Pty Ltd and Thoroughbred Ratings Pty Ltd accepts no responsibility for the completeness or accuracy of any of the information contained herein, and makes no representations about its suitability for any particular purpose. Users should make their own judgements about those matters and/or seek independent advice. You assume all risks associated with use of the data provided on this page.

# Race Results

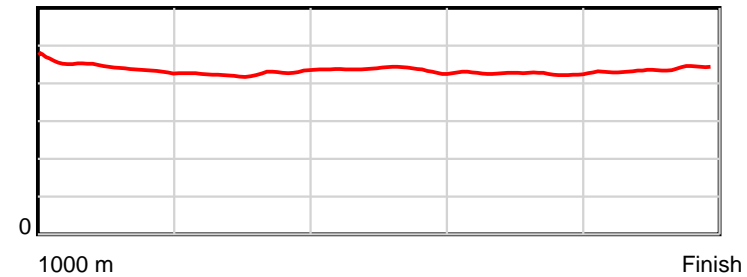
August 10, 2014, Race 8, BM62, Distance 1000m, Spreyton - Offset 0m

Result	TAB no.	Horse (Barrier)	1000 to	800m to	600m to	400m to	200m to	Total or	Margin
10th	7	Darchill (9)	800m	600m	400m	200m	WP	Average	
		Position in running (margin)	-	12(7.1)	11(7.5)	12(10.9)	12(9.6)		4.70
		Sectional time (s)	14.46	10.68	12.08	11.61	12.02		
		Cumulative time (s)	60.85	46.39	35.72	23.63	12.02	1:00.85	
		Speed (m/s)	13.83	18.73	16.56	17.23	16.64	16.43	
		Stride length (m)	6.24	7.97	7.22	7.35	7.27	7.17	
		Stride duration (s)	0.445	0.425	0.436	0.426	0.437	0.436	
		Stride efficiency (%)	60.92	99.28	81.52	84.32	82.54	80.23	
		Stride count	32.03	25.09	27.69	27.23	27.52	139.56	

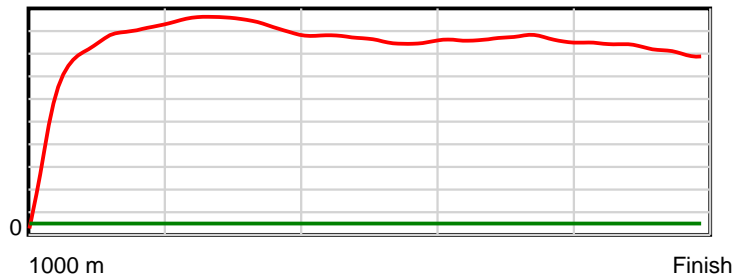
10 m Stride length



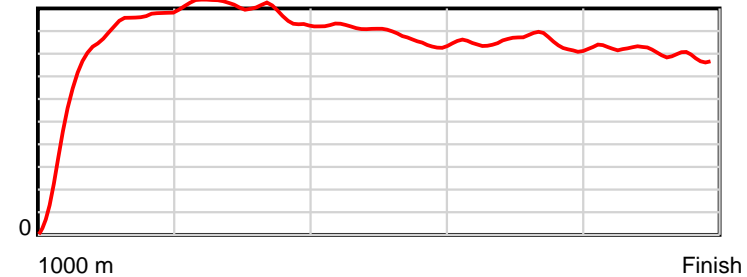
0.6 s Stride duration



20 m/sec Speed



100 % Stride efficiency



Note: Horizontal distance axis grid lines are 200m furlongs.

## Disclaimer.

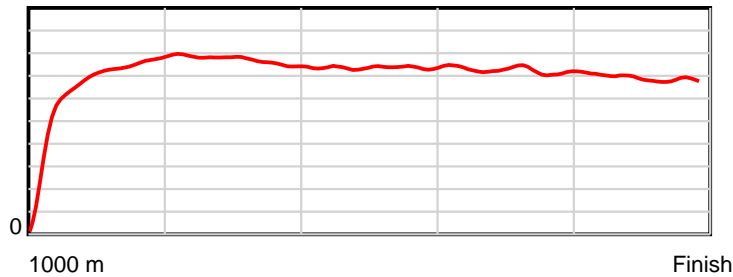
Tasracing Pty Ltd and Thoroughbred Ratings Pty Ltd accepts no responsibility for the completeness or accuracy of any of the information contained herein, and makes no representations about its suitability for any particular purpose. Users should make their own judgements about those matters and/or seek independent advice. You assume all risks associated with use of the data provided on this page.

# Race Results

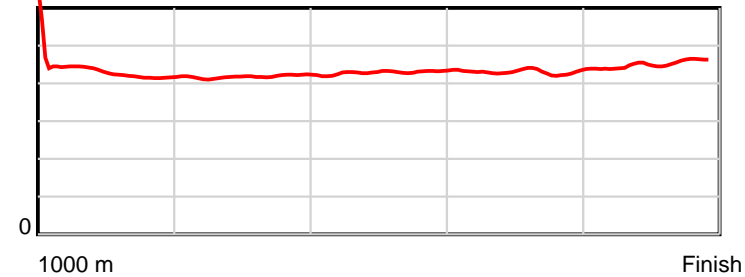
August 10, 2014, Race 8, BM62, Distance 1000m, Spreyton - Offset 0m

Result	TAB no.	Horse (Barrier)	1000 to	800m to	600m to	400m to	200m to	Total or	Margin
11th	12	<b>Esca (4)</b>	<b>800m</b>	<b>600m</b>	<b>400m</b>	<b>200m</b>	<b>WP</b>	<b>Average</b>	
		Position in running (margin)	-	9(3.8)	9(4.6)	9(5.5)	9(5.4)		5.70
		Sectional time (s)	13.82	10.74	11.68	11.79	13.00		
		Cumulative time (s)	61.03	47.21	36.47	24.79	13.00	1:01.03	
		Speed (m/s)	14.47	18.62	17.12	16.96	15.38	16.38	
		Stride length (m)	6.27	7.79	7.34	7.29	6.94	7.09	
		Stride duration (s)	0.431	0.418	0.428	0.430	0.451	0.433	
		Stride efficiency (%)	61.52	94.84	84.12	82.95	75.30	78.53	
		Stride count	31.87	25.67	27.26	27.45	28.81	141.06	

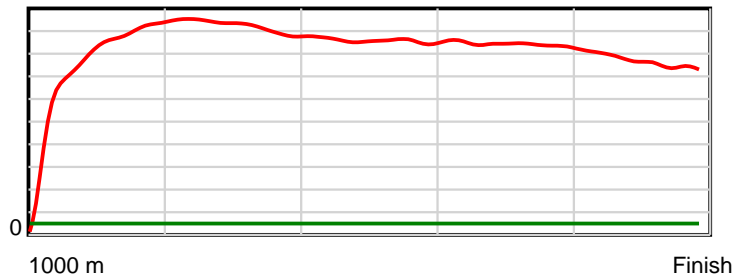
10 m Stride length



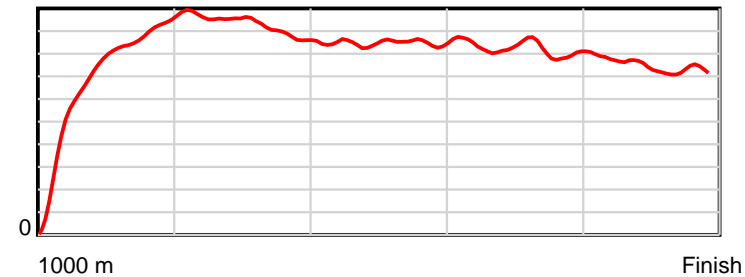
0.6 s Stride duration



20 m/sec Speed



100 % Stride efficiency



Note: Horizontal distance axis grid lines are 200m furlongs.

**Disclaimer.**

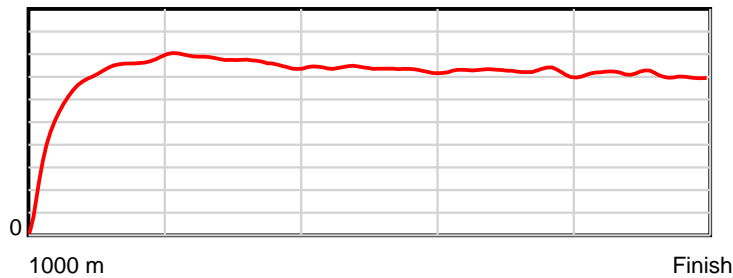
Tasracing Pty Ltd and Thoroughbred Ratings Pty Ltd accepts no responsibility for the completeness or accuracy of any of the information contained herein, and makes no representations about its suitability for any particular purpose. Users should make their own judgements about those matters and/or seek independent advice. You assume all risks associated with use of the data provided on this page.

# Race Results

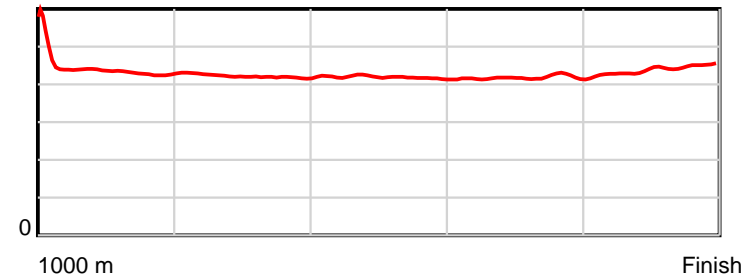
August 10, 2014, Race 8, BM62, Distance 1000m, Spreyton - Offset 0m

Result	TAB no.	Horse (Barrier)	1000 to	800m to	600m to	400m to	200m to	Total or	Margin
12th	9	Kirkson (8)	800m	600m	400m	200m	WP	Average	
		Position in running (margin)	-	11(6.1)	13(8.7)	13(11.2)	11(8.7)		7.00
		Sectional time (s)	14.47	11.04	11.93	11.41	12.44		
		Cumulative time (s)	61.28	46.81	35.77	23.84	12.44	1:01.28	
		Speed (m/s)	13.82	18.12	16.76	17.53	16.08	16.32	
		Stride length (m)	6.42	7.62	7.01	7.29	7.11	7.07	
		Stride duration (s)	0.452	0.421	0.418	0.416	0.442	0.433	
		Stride efficiency (%)	64.43	90.71	76.75	83.08	78.95	78.03	
		Stride count	31.15	26.25	28.54	27.43	28.14	141.51	

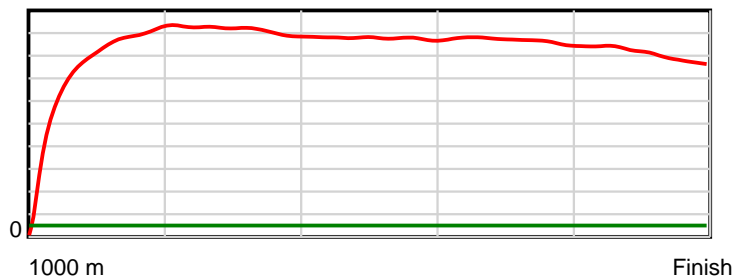
10 m Stride length



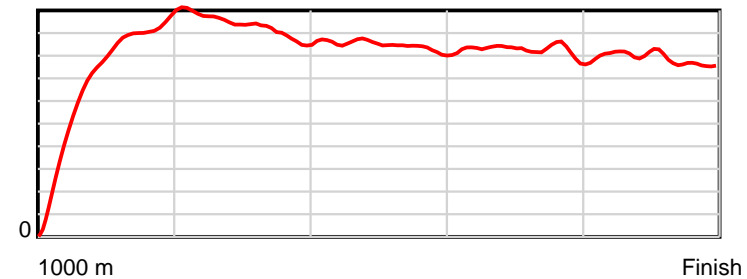
0.6 s Stride duration



20 m/sec Speed



100 % Stride efficiency



Note: Horizontal distance axis grid lines are 200m furlongs.

### Disclaimer.

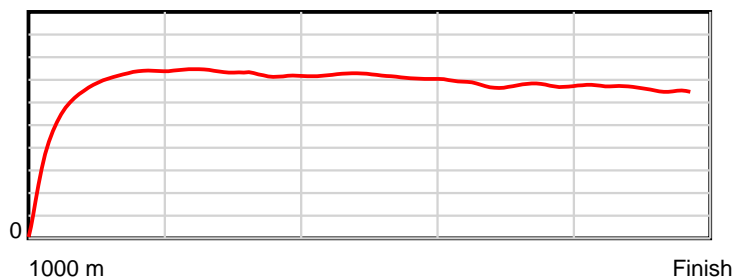
Tasracing Pty Ltd and Thoroughbred Ratings Pty Ltd accepts no responsibility for the completeness or accuracy of any of the information contained herein, and makes no representations about its suitability for any particular purpose. Users should make their own judgements about those matters and/or seek independent advice. You assume all risks associated with use of the data provided on this page.

# Race Results

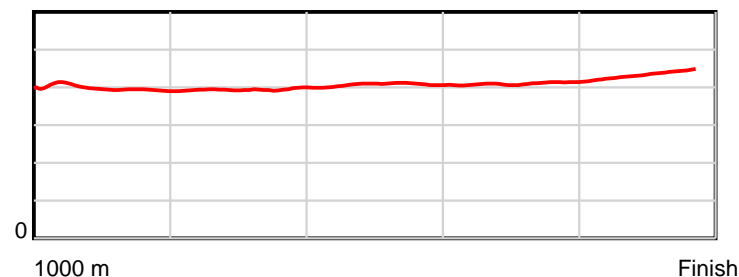
August 10, 2014, Race 8, BM62, Distance 1000m, Spreyton - Offset 0m

Result	TAB no.	Horse (Barrier)	1000 to	800m to	600m to	400m to	200m to	Total or	Margin
13th	4	<b>Bianforgetful (10)</b>	<b>800m</b>	<b>600m</b>	<b>400m</b>	<b>200m</b>	<b>WP</b>	<b>Average</b>	
		Position in running (margin)	-	13(8.2)	12(8.1)	11(8.0)	13(9.9)		11.30
		Sectional time (s)	14.80	10.59	11.51	12.13	13.07		
		Cumulative time (s)	62.10	47.30	36.71	25.20	13.07	1:02.10	
		Speed (m/s)	13.52	18.89	17.38	16.49	15.30	16.10	
		Stride length (m)	5.52	7.43	7.07	6.75	6.65	6.62	
		Stride duration (s)	0.398	0.393	0.407	0.409	0.435	0.411	
		Stride efficiency (%)	47.67	86.26	78.04	71.19	69.13	68.42	
		Stride count	36.21	26.92	28.30	29.63	30.07	151.13	

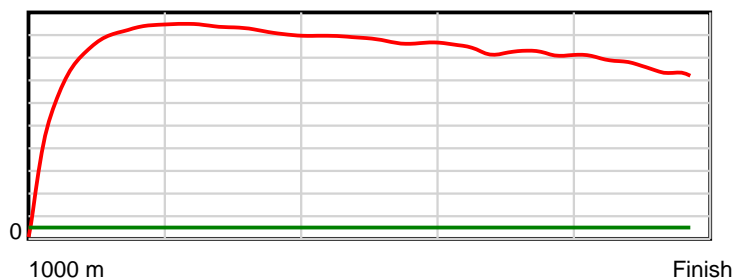
10 m Stride length



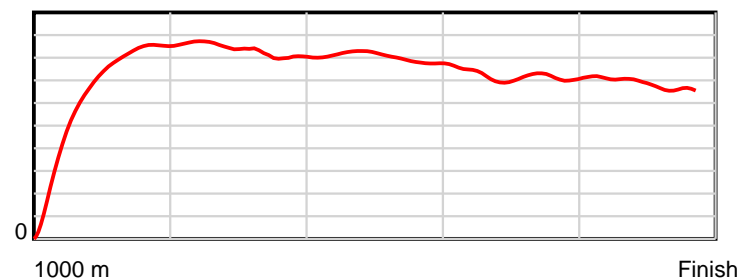
0.6 s Stride duration



20 m/sec Speed



100 % Stride efficiency



Note: Horizontal distance axis grid lines are 200m furlongs.

### Disclaimer.

Tasracing Pty Ltd and Thoroughbred Ratings Pty Ltd accepts no responsibility for the completeness or accuracy of any of the information contained herein, and makes no representations about its suitability for any particular purpose. Users should make their own judgements about those matters and/or seek independent advice. You assume all risks associated with use of the data provided on this page.