



Race Results

Devonport Racing Club, Devonport Synthetic, August 17, 2014

Compilation date: August 18, 2014, 11:39:23 AM (EST)

Copyright © 2014 Tasracing Pty Ltd. All rights reserved.

Trademarks.

StrideMASTER is a registered trademark of Thoroughbred Ratings Pty Ltd.

Disclaimer.

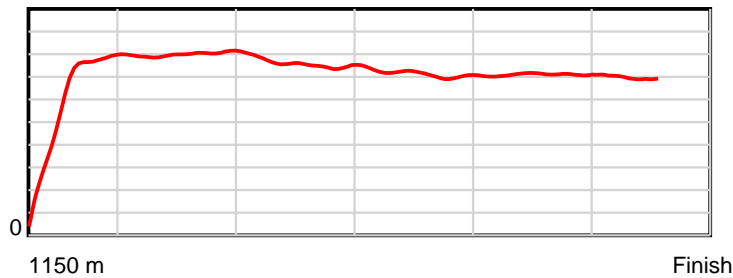
Tasracing Pty Ltd and Thoroughbred Ratings Pty Ltd accepts no responsibility for the completeness or accuracy of any of the information contained herein, and makes no representations about its suitability for any particular purpose. Users should make their own judgements about those matters and/or seek independent advice. You assume all risks associated with use of the data provided on this page.

Race Results

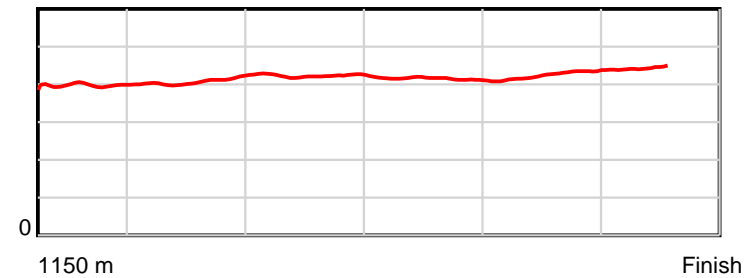
August 17, 2014, Race 6, BM72, Distance 1150m, Spreyton - Offset 0m

Result	TAB no.	Horse (Barrier)	1150 to	1000m to	800m to	600m to	400m to	200m to	Total or	Margin
1st	10	Geegees Double... (13)	1000m	800m	600m	400m	200m	WP	Average	
		Position in running (margin)	-	13(11.2)	3(1.9)	1(0.0)	1(0.0)	1(0.0)		0.00
		Sectional time (s)	12.40	8.65	10.50	11.97	11.78	12.45		
		Cumulative time (s)	67.74	55.34	46.70	36.20	24.24	12.45	1:07.73	
		Speed (m/s)	12.10	23.12	19.05	16.71	16.98	16.06	16.98	
		Stride length (m)	4.83	9.27	8.00	7.02	7.05	7.07	7.07	
		Stride duration (s)	0.400	0.401	0.420	0.420	0.416	0.440	0.416	
		Stride efficiency (%)	36.50	134.28	100.10	77.06	77.72	78.20	78.05	
		Stride count	31.04	21.58	24.99	28.48	28.36	28.27	162.72	

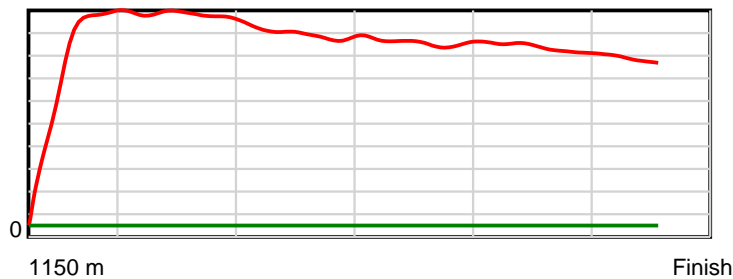
10 m Stride length



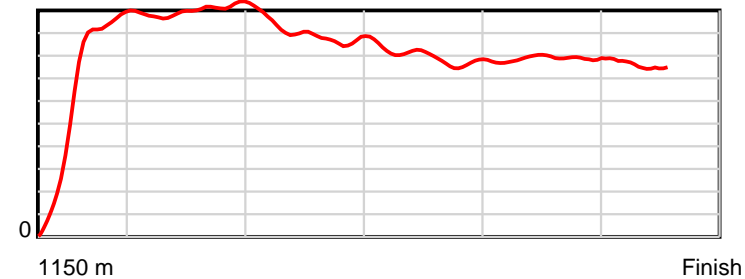
0.6 s Stride duration



20 m/sec Speed



100 % Stride efficiency



Note: Horizontal distance axis grid lines are 200m furlongs.

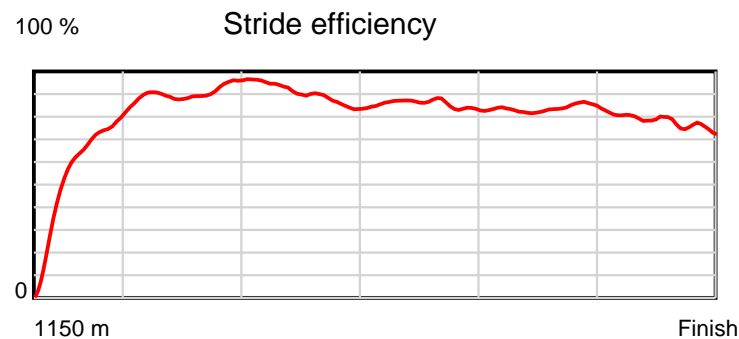
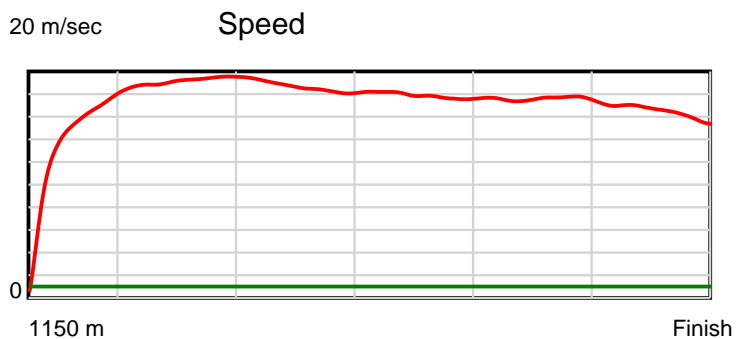
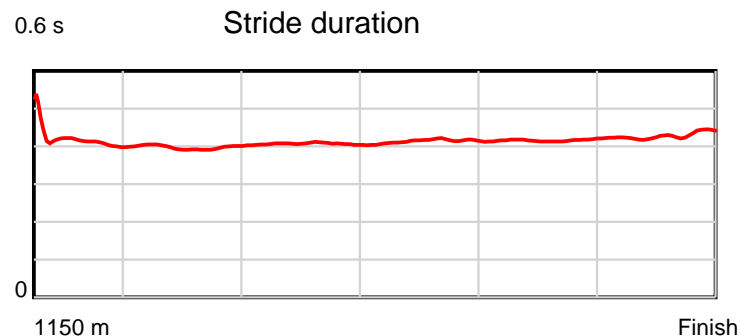
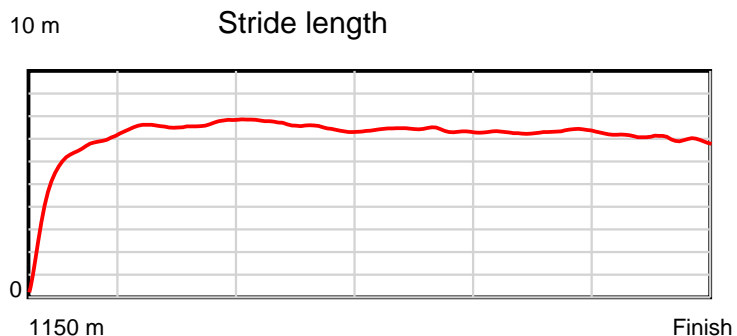
Disclaimer.

Tasracing Pty Ltd and Thoroughbred Ratings Pty Ltd accepts no responsibility for the completeness or accuracy of any of the information contained herein, and makes no representations about its suitability for any particular purpose. Users should make their own judgements about those matters and/or seek independent advice. You assume all risks associated with use of the data provided on this page.

Race Results

August 17, 2014, Race 6, BM72, Distance 1150m, Spreyton - Offset 0m

Result	TAB no.	Horse (Barrier)	1150 to	1000m to	800m to	600m to	400m to	200m to	Total or	Margin
2nd	14	Royal Beluga (7)	1000m	800m	600m	400m	200m	WP	Average	
		Position in running (margin)	-	4(3.6)	8(5.0)	8(6.1)	6(3.7)	4(2.4)		4.00
		Sectional time (s)	11.40	10.44	10.99	11.57	11.58	12.48		
		Cumulative time (s)	68.45	57.05	46.62	35.62	24.06	12.48	1:08.45	
		Speed (m/s)	13.15	19.16	18.20	17.29	17.27	16.03	16.80	
		Stride length (m)	5.60	7.62	7.40	7.16	7.20	6.85	6.97	
		Stride duration (s)	0.419	0.398	0.407	0.414	0.417	0.428	0.415	
		Stride efficiency (%)	49.01	90.77	85.56	80.01	80.95	73.42	75.93	
		Stride count	26.79	26.24	27.03	27.95	27.79	29.18	164.98	



Note: Horizontal distance axis grid lines are 200m furlongs.

Disclaimer.

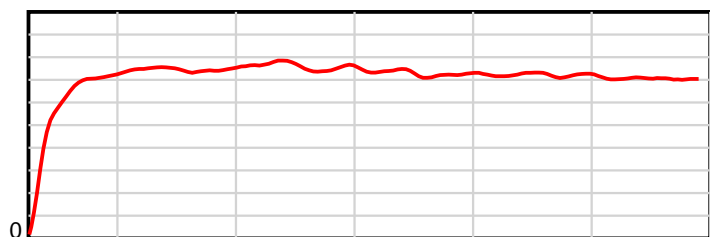
Tasracing Pty Ltd and Thoroughbred Ratings Pty Ltd accepts no responsibility for the completeness or accuracy of any of the information contained herein, and makes no representations about its suitability for any particular purpose. Users should make their own judgements about those matters and/or seek independent advice. You assume all risks associated with use of the data provided on this page.

Race Results

August 17, 2014, Race 6, BM72, Distance 1150m, Spreyton - Offset 0m

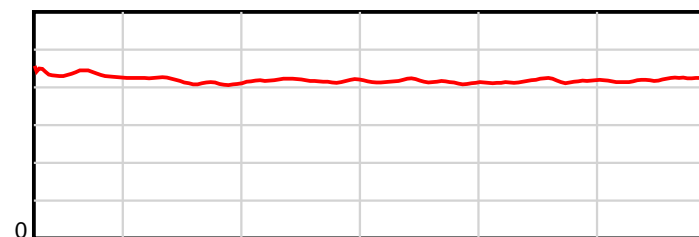
Result	TAB no.	Horse (Barrier)	1150 to	1000m to	800m to	600m to	400m to	200m to	Total or	Margin
3rd	5	Gotta Have Fai... (3)	1000m	800m	600m	400m	200m	WP	Average	
		Position in running (margin)	-	10(7.4)	13(11.8)	12(12.3)	13(11.2)	13(10.0)		4.40
		Sectional time (s)	11.54	10.92	10.90	11.78	11.59	11.80		
		Cumulative time (s)	68.53	56.99	46.07	35.17	23.39	11.80	1:08.53	
		Speed (m/s)	13.00	18.32	18.35	16.98	17.26	16.95	16.78	
		Stride length (m)	5.51	7.62	7.67	7.04	7.18	7.12	7.02	
		Stride duration (s)	0.430	0.416	0.418	0.415	0.416	0.420	0.418	
		Stride efficiency (%)	47.38	90.82	91.88	77.52	80.53	79.31	76.95	
		Stride count	27.24	26.23	26.08	28.40	27.86	28.07	163.88	

10 m Stride length



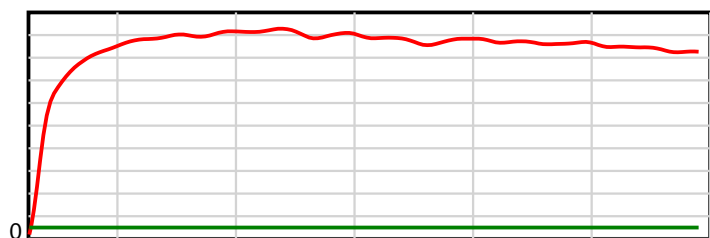
1150 m Finish

0.6 s Stride duration



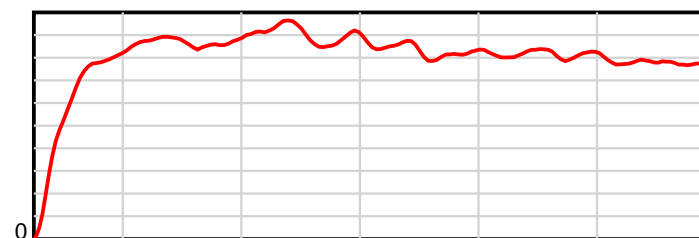
1150 m Finish

20 m/sec Speed



1150 m Finish

100 % Stride efficiency



1150 m Finish

Note: Horizontal distance axis grid lines are 200m furlongs.

Disclaimer.

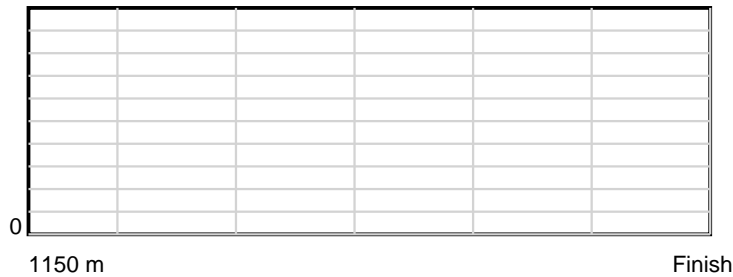
Tasracing Pty Ltd and Thoroughbred Ratings Pty Ltd accepts no responsibility for the completeness or accuracy of any of the information contained herein, and makes no representations about its suitability for any particular purpose. Users should make their own judgements about those matters and/or seek independent advice. You assume all risks associated with use of the data provided on this page.

Race Results


August 17, 2014, Race 6, BM72, Distance 1150m, Spreyton - Offset 0m

Result	TAB no.	Horse (Barrier)	1150 to	1000m to	800m to	600m to	400m to	200m to	Total or	Margin
4th	7	Fashion Label (5)								
		Position in running (margin)								
		Sectional time (s)								
		Cumulative time (s)								
		Speed (m/s)								
		Stride length (m)								
		Stride duration (s)								
		Stride efficiency (%)								
		Stride count								

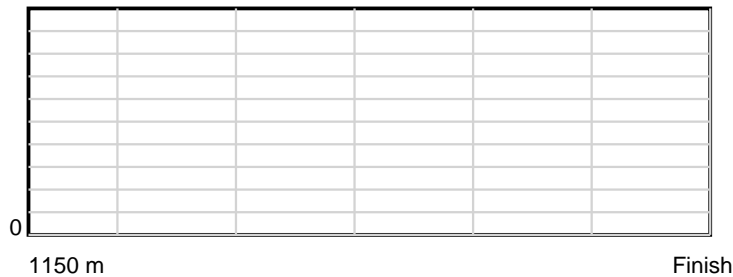
10 m Stride length



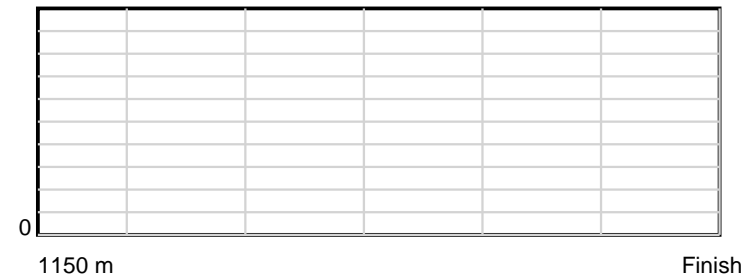
0.6 s Stride duration



20 m/sec Speed



100 % Stride efficiency



Note: Horizontal distance axis grid lines are 200m furlongs.

Disclaimer.

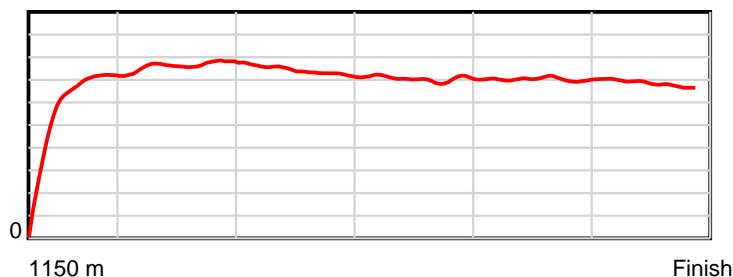
Tasracing Pty Ltd and Thoroughbred Ratings Pty Ltd accepts no responsibility for the completeness or accuracy of any of the information contained herein, and makes no representations about its suitability for any particular purpose. Users should make their own judgements about those matters and/or seek independent advice. You assume all risks associated with use of the data provided on this page.

Race Results

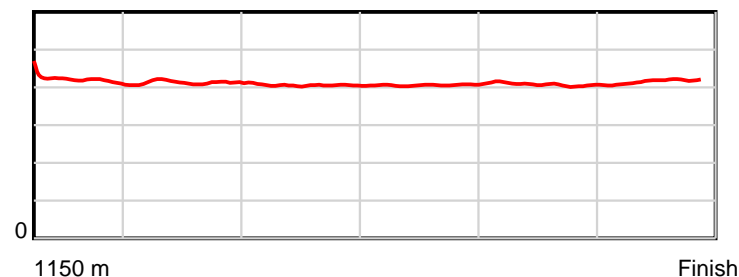
August 17, 2014, Race 6, BM72, Distance 1150m, Spreyton - Offset 0m

Result	TAB no.	Horse (Barrier)	1150 to	1000m to	800m to	600m to	400m to	200m to	Total or	Margin
5th	11	Tuesdaynitedel... (8)	1000m	800m	600m	400m	200m	WP	Average	
		Position in running (margin)	-	9(6.2)	9(8.5)	9(9.9)	12(9.8)	12(8.0)		4.60
		Sectional time (s)	11.39	10.57	11.05	11.94	11.48	12.12		
		Cumulative time (s)	68.56	57.17	46.60	35.55	23.61	12.12	1:08.56	
		Speed (m/s)	13.17	18.92	18.10	16.75	17.42	16.50	16.77	
		Stride length (m)	5.58	7.79	7.34	6.79	7.11	6.86	6.90	
		Stride duration (s)	0.429	0.411	0.406	0.406	0.408	0.416	0.412	
		Stride efficiency (%)	48.64	94.75	84.28	72.06	78.90	73.45	74.48	
		Stride count	26.89	25.69	27.23	29.45	28.15	29.17	166.58	

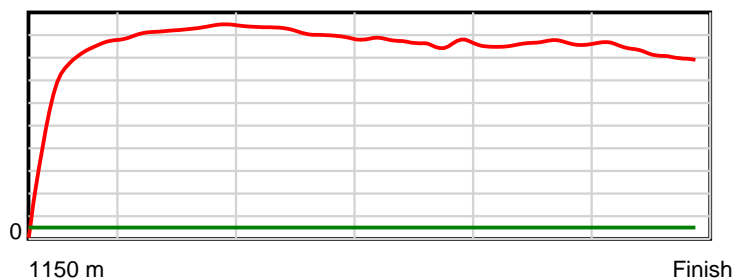
10 m Stride length



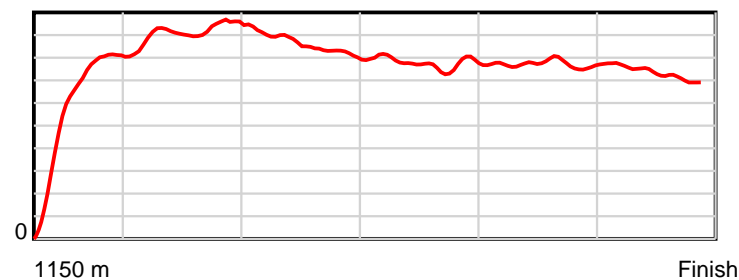
0.6 s Stride duration



20 m/sec Speed



100 % Stride efficiency



Note: Horizontal distance axis grid lines are 200m furlongs.

Disclaimer.

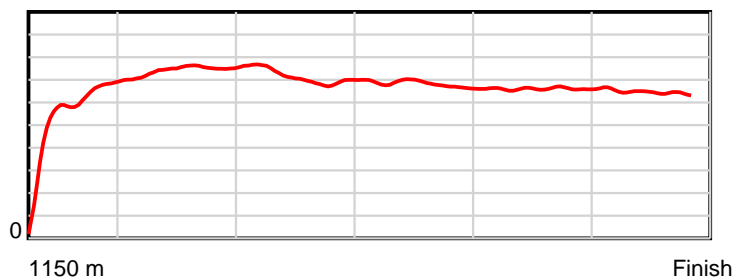
Tasracing Pty Ltd and Thoroughbred Ratings Pty Ltd accepts no responsibility for the completeness or accuracy of any of the information contained herein, and makes no representations about its suitability for any particular purpose. Users should make their own judgements about those matters and/or seek independent advice. You assume all risks associated with use of the data provided on this page.

Race Results

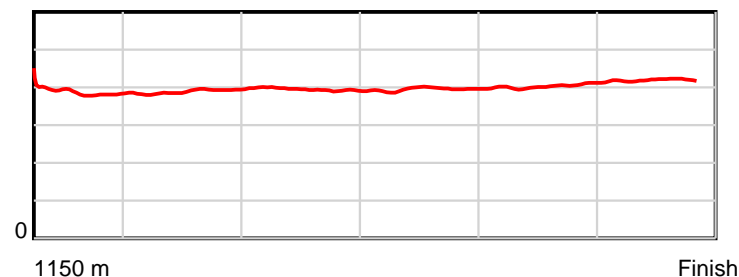
August 17, 2014, Race 6, BM72, Distance 1150m, Spreyton - Offset 0m

Result	TAB no.	Horse (Barrier)	1150 to	1000m to	800m to	600m to	400m to	200m to	Total or	Margin
6th	6	Our Casanova (11)	1000m	800m	600m	400m	200m	WP	Average	
		Position in running (margin)	-	8(5.1)	7(4.7)	7(5.0)	8(5.0)	8(6.1)		5.00
		Sectional time (s)	11.05	10.13	10.86	11.96	11.98	12.65		
		Cumulative time (s)	68.64	57.59	47.46	36.59	24.63	12.65	1:08.64	
		Speed (m/s)	13.58	19.74	18.42	16.72	16.69	15.81	16.76	
		Stride length (m)	5.22	7.66	7.27	6.59	6.71	6.60	6.65	
		Stride duration (s)	0.399	0.388	0.395	0.394	0.402	0.418	0.397	
		Stride efficiency (%)	42.55	91.58	82.60	67.91	70.34	68.06	69.18	
		Stride count	28.75	26.12	27.51	30.34	29.81	30.31	172.84	

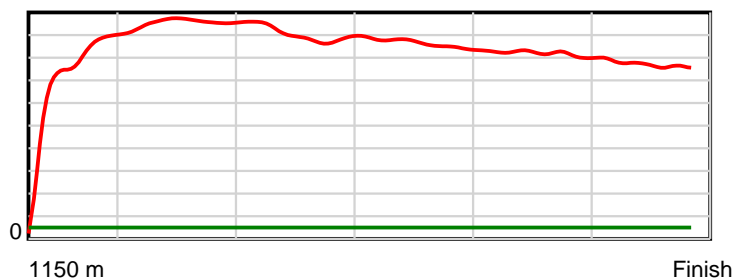
10 m Stride length



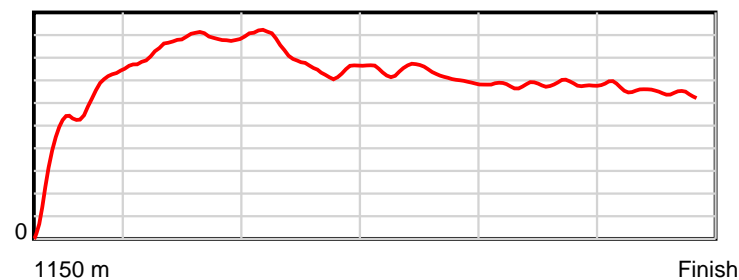
0.6 s Stride duration



20 m/sec Speed



100 % Stride efficiency



Note: Horizontal distance axis grid lines are 200m furlongs.

Disclaimer.

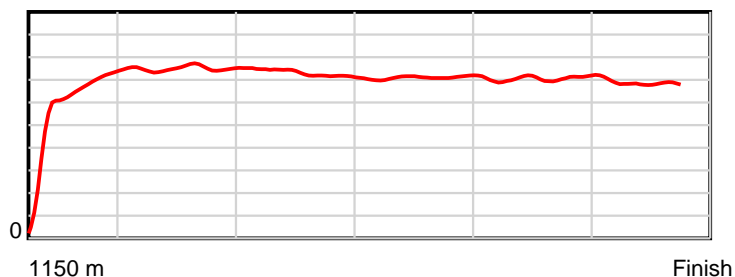
Tasracing Pty Ltd and Thoroughbred Ratings Pty Ltd accepts no responsibility for the completeness or accuracy of any of the information contained herein, and makes no representations about its suitability for any particular purpose. Users should make their own judgements about those matters and/or seek independent advice. You assume all risks associated with use of the data provided on this page.

Race Results

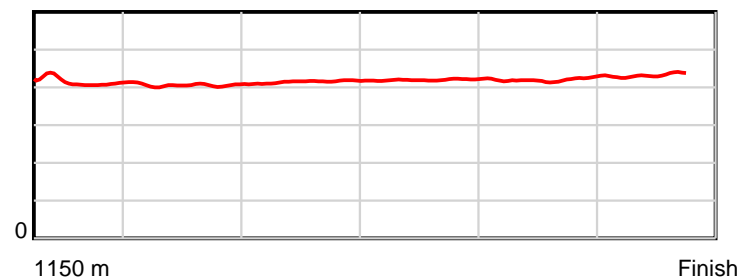
August 17, 2014, Race 6, BM72, Distance 1150m, Spreyton - Offset 0m

Result	TAB no.	Horse (Barrier)	1150 to	1000m to	800m to	600m to	400m to	200m to	Total or	Margin
7th	2	Alarmist (10)	1000m	800m	600m	400m	200m	WP	Average	
		Position in running (margin)	-	12(10.2)	11(10.3)	10(10.7)	10(8.8)	11(7.6)		5.60
		Sectional time (s)	12.07	10.20	10.88	11.65	11.59	12.35		
		Cumulative time (s)	68.74	56.67	46.47	35.58	23.94	12.35	1:08.73	
		Speed (m/s)	12.42	19.61	18.38	17.17	17.26	16.19	16.73	
		Stride length (m)	5.47	7.96	7.60	7.20	7.23	6.99	7.06	
		Stride duration (s)	0.444	0.406	0.413	0.419	0.419	0.431	0.422	
		Stride efficiency (%)	46.79	98.97	90.20	80.93	81.72	76.29	77.85	
		Stride count	27.41	25.13	26.32	27.79	27.66	28.62	162.93	

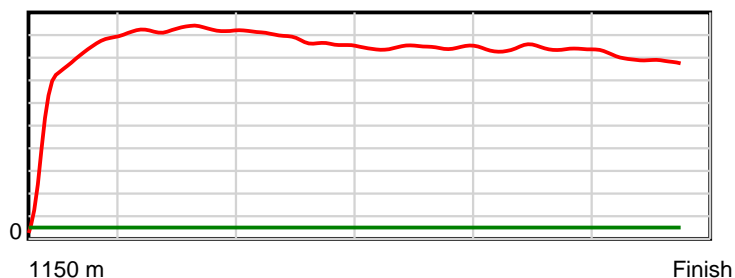
10 m Stride length



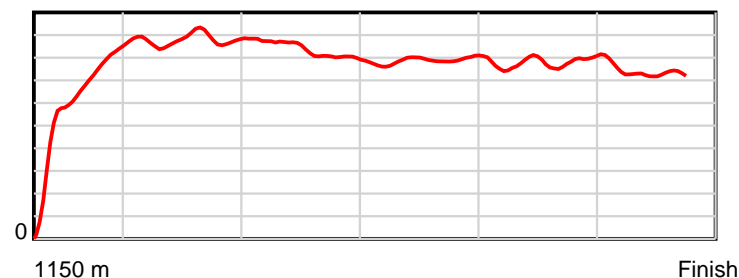
0.6 s Stride duration



20 m/sec Speed



100 % Stride efficiency



Note: Horizontal distance axis grid lines are 200m furlongs.

Disclaimer.

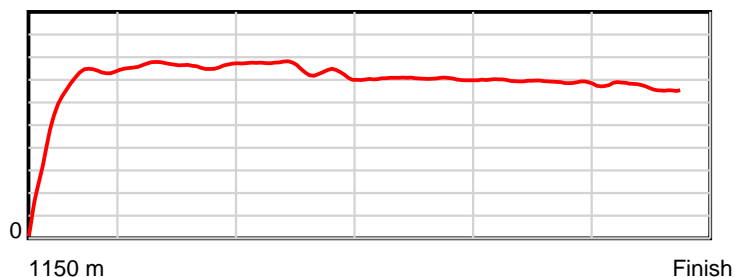
Tasracing Pty Ltd and Thoroughbred Ratings Pty Ltd accepts no responsibility for the completeness or accuracy of any of the information contained herein, and makes no representations about its suitability for any particular purpose. Users should make their own judgements about those matters and/or seek independent advice. You assume all risks associated with use of the data provided on this page.

Race Results

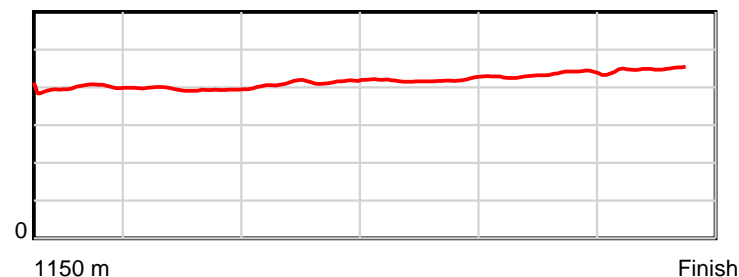
August 17, 2014, Race 6, BM72, Distance 1150m, Spreyton - Offset 0m

Result	TAB no.	Horse (Barrier)	1150 to	1000m to	800m to	600m to	400m to	200m to	Total or	Margin
8th	12	Concrete Johnn... (1)	1000m	800m	600m	400m	200m	WP	Average	
		Position in running (margin)	-	7(4.9)	4(2.9)	3(2.4)	2(0.3)	5(2.5)		6.60
		Sectional time (s)	11.28	9.87	10.73	11.61	12.15	13.29		
		Cumulative time (s)	68.93	57.65	47.78	37.06	25.44	13.29	1:08.93	
		Speed (m/s)	13.30	20.26	18.64	17.23	16.46	15.05	16.68	
		Stride length (m)	5.07	8.02	7.61	7.18	7.10	6.72	6.90	
		Stride duration (s)	0.390	0.396	0.408	0.417	0.431	0.447	0.414	
		Stride efficiency (%)	40.24	100.46	90.48	80.47	78.77	70.59	74.48	
		Stride count	29.56	24.94	26.28	27.87	28.17	29.76	166.58	

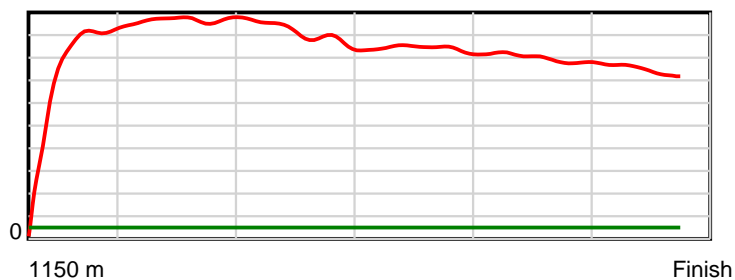
10 m Stride length



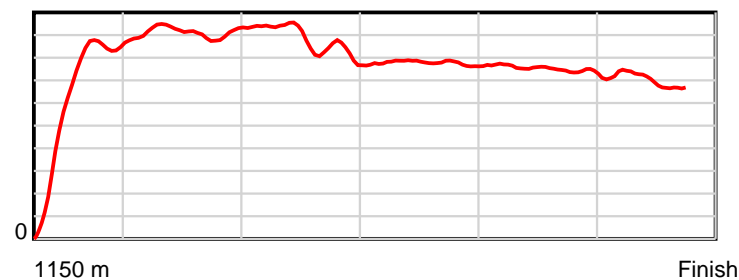
0.6 s Stride duration



20 m/sec Speed



100 % Stride efficiency



Note: Horizontal distance axis grid lines are 200m furlongs.

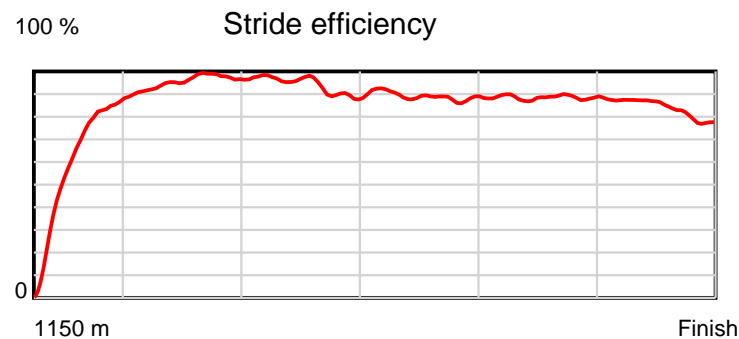
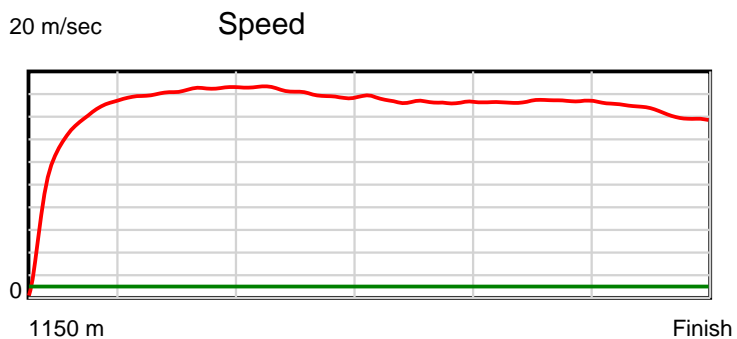
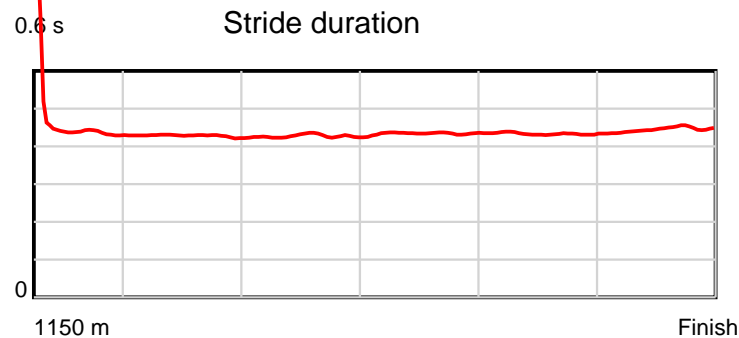
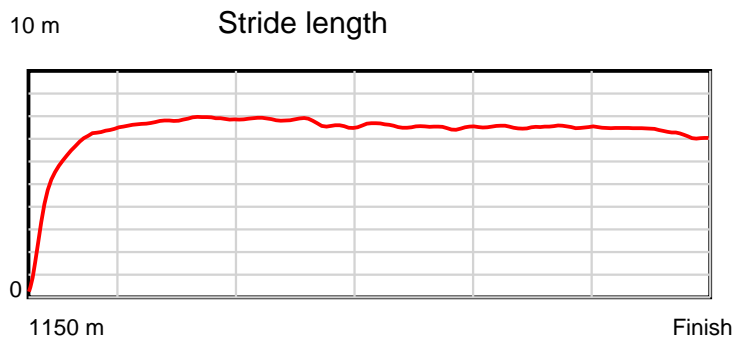
Disclaimer.

Tasracing Pty Ltd and Thoroughbred Ratings Pty Ltd accepts no responsibility for the completeness or accuracy of any of the information contained herein, and makes no representations about its suitability for any particular purpose. Users should make their own judgements about those matters and/or seek independent advice. You assume all risks associated with use of the data provided on this page.

Race Results

August 17, 2014, Race 6, BM72, Distance 1150m, Spreyton - Offset 0m

Result	TAB no.	Horse (Barrier)	1150 to	1000m to	800m to	600m to	400m to	200m to	Total or	Margin
9th	13	My Angels (2)	1000m	800m	600m	400m	200m	WP	Average	
		Position in running (margin)	-	6(4.3)	10(9.1)	11(11.8)	11(9.0)	10(6.8)		6.70
		Sectional time (s)	11.29	11.00	11.27	11.50	11.41	12.48		
		Cumulative time (s)	68.95	57.66	46.65	35.39	23.89	12.48	1:08.95	
		Speed (m/s)	13.29	18.18	17.75	17.39	17.53	16.03	16.68	
		Stride length (m)	6.08	7.77	7.58	7.56	7.59	7.13	7.30	
		Stride duration (s)	0.442	0.428	0.427	0.434	0.433	0.445	0.437	
		Stride efficiency (%)	57.78	94.42	89.81	89.24	90.08	79.53	83.18	
		Stride count	24.67	25.73	26.38	26.47	26.34	28.03	157.62	



Note: Horizontal distance axis grid lines are 200m furlongs.

Disclaimer.

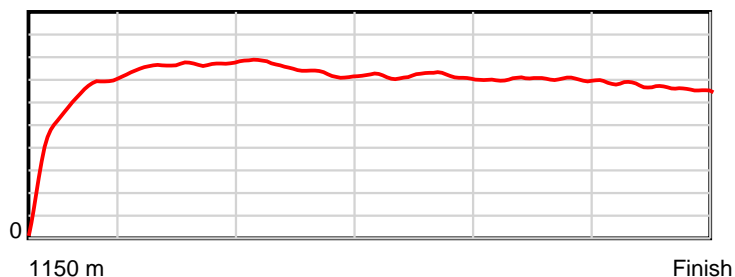
Tasracing Pty Ltd and Thoroughbred Ratings Pty Ltd accepts no responsibility for the completeness or accuracy of any of the information contained herein, and makes no representations about its suitability for any particular purpose. Users should make their own judgements about those matters and/or seek independent advice. You assume all risks associated with use of the data provided on this page.

Race Results

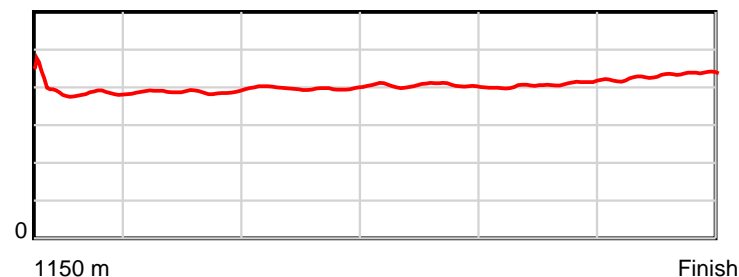
August 17, 2014, Race 6, BM72, Distance 1150m, Spreyton - Offset 0m

Result	TAB no.	Horse (Barrier)	1150 to	1000m to	800m to	600m to	400m to	200m to	Total or	Margin
10th	1	Quest Master (9)	1000m	800m	600m	400m	200m	WP	Average	
		Position in running (margin)	-	3(3.5)	6(3.9)	6(4.2)	3(1.8)	2(1.5)		7.10
		Sectional time (s)	11.32	10.26	10.86	11.56	11.74	13.28		
		Cumulative time (s)	69.02	57.70	47.44	36.58	25.02	13.28	1:09.01	
		Speed (m/s)	13.25	19.49	18.42	17.30	17.04	15.06	16.66	
		Stride length (m)	5.28	7.58	7.32	7.00	6.95	6.49	6.75	
		Stride duration (s)	0.389	0.389	0.398	0.405	0.408	0.431	0.405	
		Stride efficiency (%)	43.49	89.82	83.77	76.59	75.54	65.77	71.27	
		Stride count	28.43	26.38	27.32	28.57	28.76	30.83	170.29	

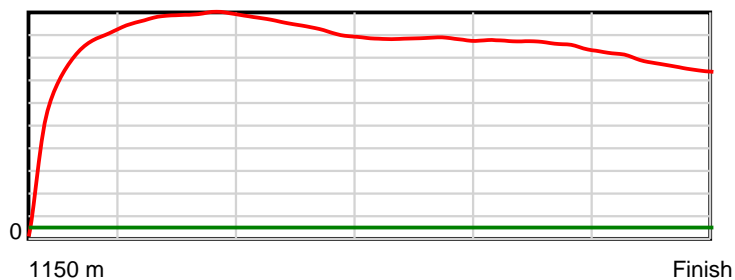
10 m Stride length



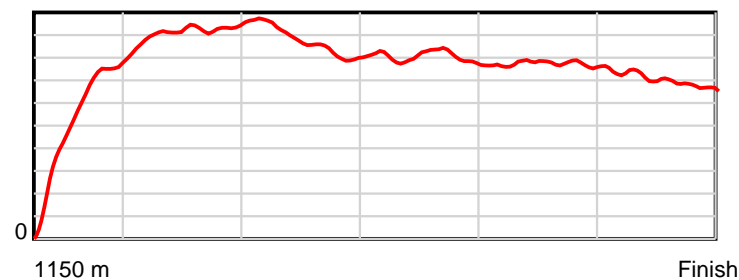
0.6 s Stride duration



20 m/sec Speed



100 % Stride efficiency



Note: Horizontal distance axis grid lines are 200m furlongs.

Disclaimer.

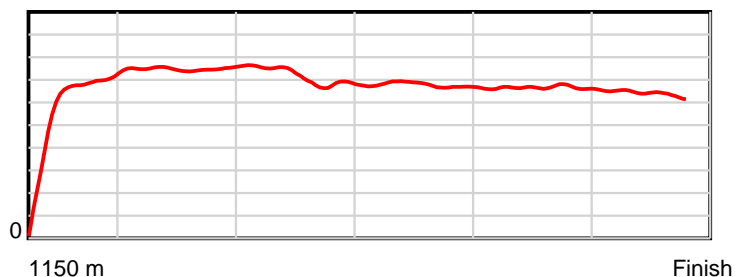
Tasracing Pty Ltd and Thoroughbred Ratings Pty Ltd accepts no responsibility for the completeness or accuracy of any of the information contained herein, and makes no representations about its suitability for any particular purpose. Users should make their own judgements about those matters and/or seek independent advice. You assume all risks associated with use of the data provided on this page.

Race Results

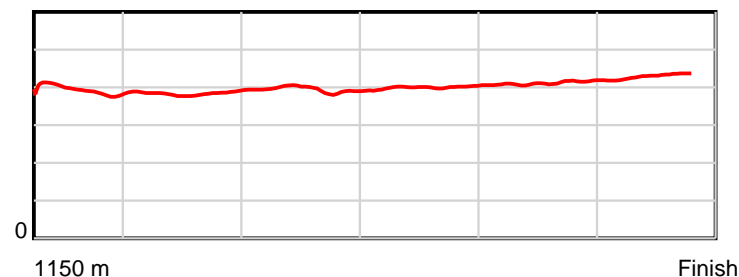
August 17, 2014, Race 6, BM72, Distance 1150m, Spreyton - Offset 0m

Result	TAB no.	Horse (Barrier)	1150 to	1000m to	800m to	600m to	400m to	200m to	Total or	Margin
11th	8	Gee Gees Style (6)	1000m	800m	600m	400m	200m	WP	Average	
		Position in running (margin)	-	5(4.0)	2(1.9)	2(1.8)	5(3.0)	6(5.4)		7.80
		Sectional time (s)	10.93	9.85	10.79	12.17	12.18	13.23		
		Cumulative time (s)	69.15	58.22	48.37	37.58	25.41	13.23	1:09.15	
		Speed (m/s)	13.73	20.30	18.54	16.43	16.42	15.12	16.63	
		Stride length (m)	5.43	7.77	7.31	6.52	6.72	6.47	6.68	
		Stride duration (s)	0.404	0.383	0.394	0.397	0.409	0.428	0.402	
		Stride efficiency (%)	45.99	94.28	83.50	66.36	70.55	65.39	69.74	
		Stride count	27.65	25.75	27.36	30.69	29.77	30.92	172.14	

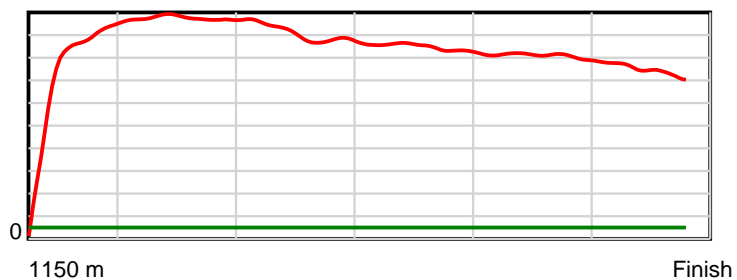
10 m Stride length



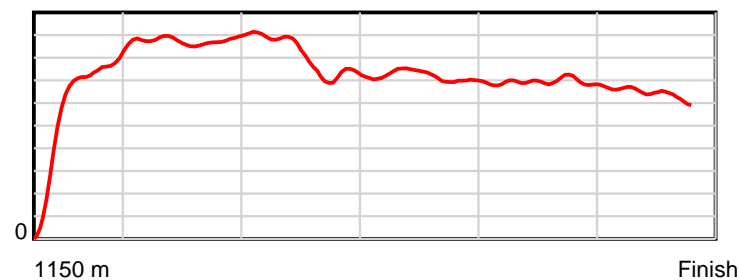
0.6 s Stride duration



20 m/sec Speed



100 % Stride efficiency



Note: Horizontal distance axis grid lines are 200m furlongs.

Disclaimer.

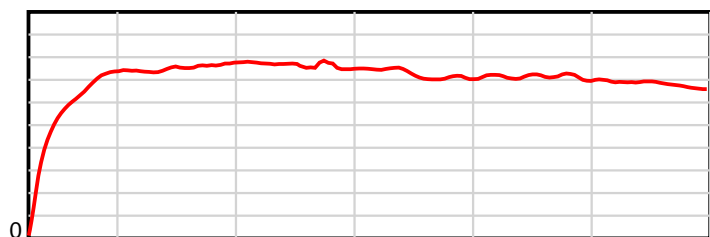
Tasracing Pty Ltd and Thoroughbred Ratings Pty Ltd accepts no responsibility for the completeness or accuracy of any of the information contained herein, and makes no representations about its suitability for any particular purpose. Users should make their own judgements about those matters and/or seek independent advice. You assume all risks associated with use of the data provided on this page.

Race Results

August 17, 2014, Race 6, BM72, Distance 1150m, Spreyton - Offset 0m

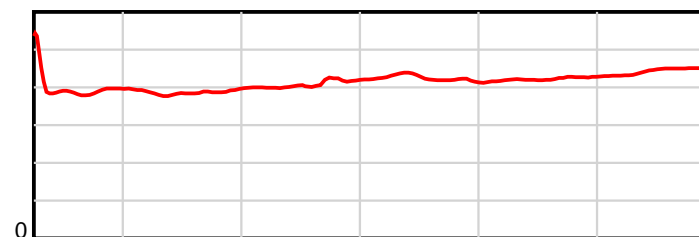
Result	TAB no.	Horse (Barrier)	1150 to	1000m to	800m to	600m to	400m to	200m to	Total or	Margin
12th	9	Danish Rock (4)	1000m	800m	600m	400m	200m	WP	Average	
		Position in running (margin)	-	2(1.3)	5(3.0)	5(3.6)	4(2.2)	3(1.9)		8.00
		Sectional time (s)	10.95	10.49	10.91	11.73	11.73	13.37		
		Cumulative time (s)	69.18	58.23	47.74	36.83	25.10	13.37	1:09.18	
		Speed (m/s)	13.69	19.07	18.33	17.05	17.05	14.96	16.62	
		Stride length (m)	5.53	7.38	7.32	7.22	7.20	6.66	6.88	
		Stride duration (s)	0.402	0.387	0.400	0.423	0.422	0.445	0.414	
		Stride efficiency (%)	47.70	85.06	83.82	81.46	81.06	69.25	74.03	
		Stride count	27.15	27.11	27.31	27.70	27.77	30.04	167.08	

10 m Stride length



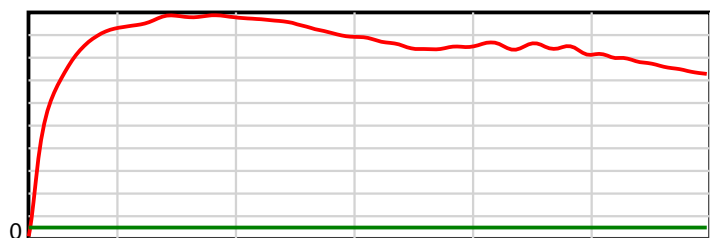
1150 m Finish

0.6 s Stride duration



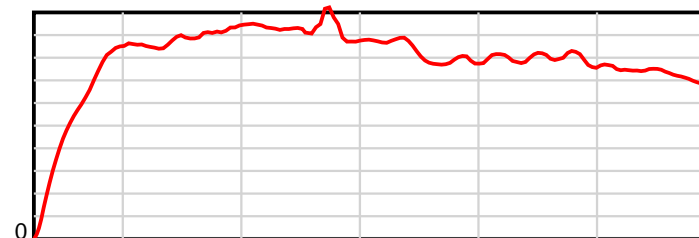
1150 m Finish

20 m/sec Speed



1150 m Finish

100 % Stride efficiency



1150 m Finish

Note: Horizontal distance axis grid lines are 200m furlongs.

Disclaimer.

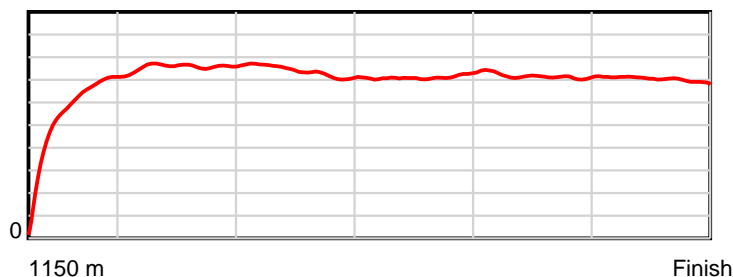
Tasracing Pty Ltd and Thoroughbred Ratings Pty Ltd accepts no responsibility for the completeness or accuracy of any of the information contained herein, and makes no representations about its suitability for any particular purpose. Users should make their own judgements about those matters and/or seek independent advice. You assume all risks associated with use of the data provided on this page.

Race Results

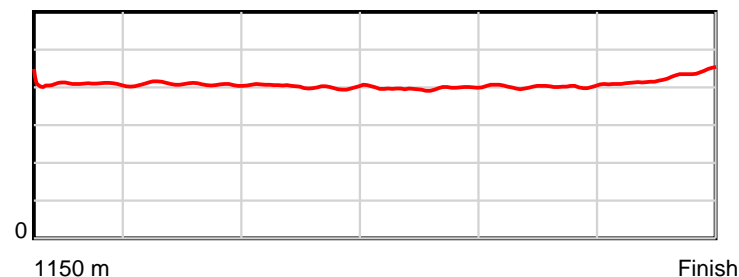
August 17, 2014, Race 6, BM72, Distance 1150m, Spreyton - Offset 0m

Result	TAB no.	Horse (Barrier)	1150 to	1000m to	800m to	600m to	400m to	200m to	Total or	Margin
13th	3	Aslanyon (14)	1000m	800m	600m	400m	200m	WP	Average	
		Position in running (margin)	-	11(7.6)	12(11.4)	13(13.5)	9(8.4)	7(6.0)		8.60
		Sectional time (s)	12.27	10.83	11.17	11.11	11.39	12.52		
		Cumulative time (s)	69.29	57.02	46.19	35.02	23.91	12.52	1:09.29	
		Speed (m/s)	12.22	18.47	17.91	18.00	17.56	15.97	16.60	
		Stride length (m)	5.06	7.55	7.19	7.15	7.04	6.87	6.79	
		Stride duration (s)	0.408	0.409	0.402	0.397	0.401	0.430	0.409	
		Stride efficiency (%)	39.98	88.97	80.87	79.97	77.48	73.66	71.97	
		Stride count	29.66	26.51	27.80	27.96	28.40	29.13	169.46	

10 m Stride length



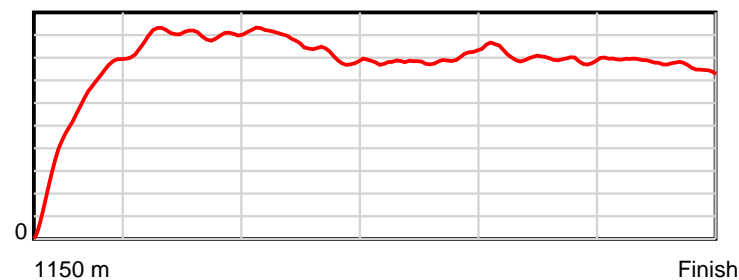
0.6 s Stride duration



20 m/sec Speed



100 % Stride efficiency



Note: Horizontal distance axis grid lines are 200m furlongs.

Disclaimer.

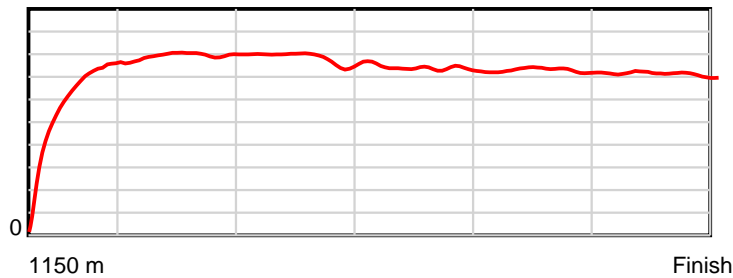
Tasracing Pty Ltd and Thoroughbred Ratings Pty Ltd accepts no responsibility for the completeness or accuracy of any of the information contained herein, and makes no representations about its suitability for any particular purpose. Users should make their own judgements about those matters and/or seek independent advice. You assume all risks associated with use of the data provided on this page.

Race Results

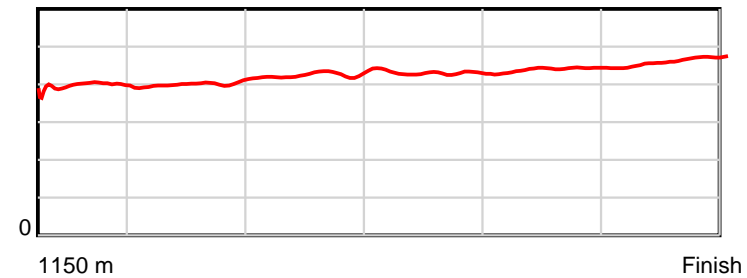
August 17, 2014, Race 6, BM72, Distance 1150m, Spreyton - Offset 0m

Result	TAB no.	Horse (Barrier)	1150 to	1000m to	800m to	600m to	400m to	200m to	Total or	Margin
14th	4	Classic Outlaw (12)	1000m	800m	600m	400m	200m	WP	Average	
		Position in running (margin)	-	1(0.0)	1(0.0)	4(3.0)	7(4.9)	9(6.5)		10.70
		Sectional time (s)	10.48	10.19	11.31	12.29	12.05	13.36		
		Cumulative time (s)	69.69	59.21	49.01	37.70	25.41	13.36	1:09.68	
		Speed (m/s)	14.32	19.63	17.68	16.27	16.60	14.97	16.50	
		Stride length (m)	5.55	7.88	7.54	6.99	7.33	6.93	7.03	
		Stride duration (s)	0.389	0.402	0.426	0.430	0.441	0.463	0.426	
		Stride efficiency (%)	48.12	97.09	88.75	76.37	83.85	75.14	77.13	
		Stride count	27.03	25.37	26.54	28.61	27.30	28.84	163.69	

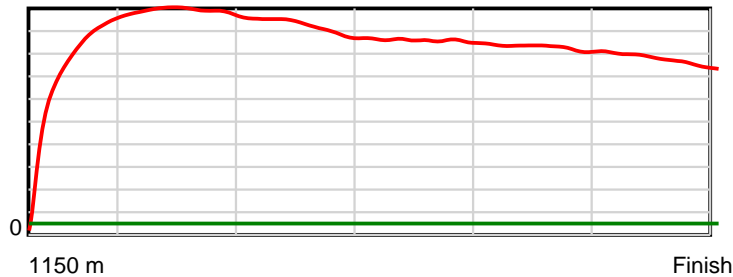
10 m Stride length



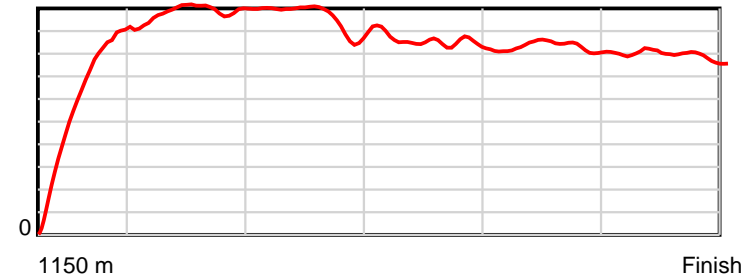
0.6 s Stride duration



20 m/sec Speed



100 % Stride efficiency



Note: Horizontal distance axis grid lines are 200m furlongs.

Disclaimer.

Tasracing Pty Ltd and Thoroughbred Ratings Pty Ltd accepts no responsibility for the completeness or accuracy of any of the information contained herein, and makes no representations about its suitability for any particular purpose. Users should make their own judgements about those matters and/or seek independent advice. You assume all risks associated with use of the data provided on this page.