



## Race Results

Devonport Racing Club, Devonport Synthetic, August 17, 2014

Compilation date: August 18, 2014, 11:40:53 AM (EST)

Copyright © 2014 Tasracing Pty Ltd. All rights reserved.

### Trademarks.

StrideMASTER is a registered trademark of Thoroughbred Ratings Pty Ltd.

### Disclaimer.

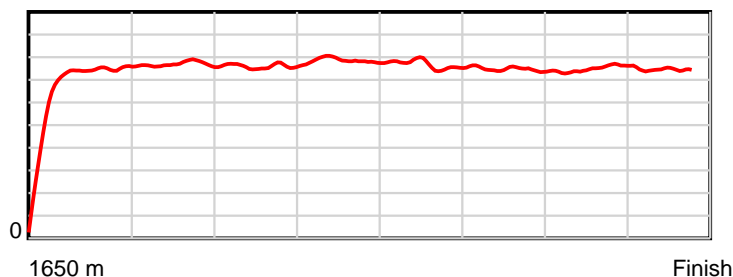
Tasracing Pty Ltd and Thoroughbred Ratings Pty Ltd accepts no responsibility for the completeness or accuracy of any of the information contained herein, and makes no representations about its suitability for any particular purpose. Users should make their own judgements about those matters and/or seek independent advice. You assume all risks associated with use of the data provided on this page.

# Race Results

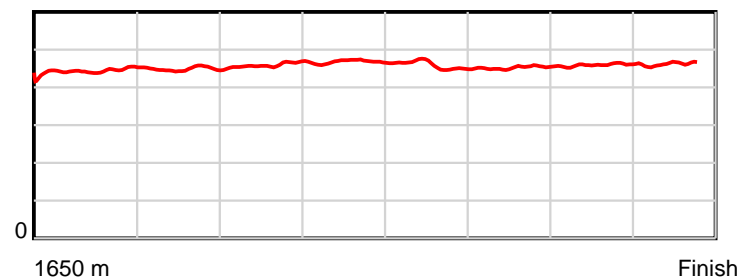
August 17, 2014, Race 7, OPN HCP, Distance 1650m, Spreyton - Offset 0m

Result	TAB no.	Horse (Barrier)	1650 to	1600m to	1400m to	1200m to	1000m to	800m to	600m to	400m to	200m to	Total or	Margin
1st	6	<b>Big Time (2)</b>	<b>1600m</b>	<b>1400m</b>	<b>1200m</b>	<b>1000m</b>	<b>800m</b>	<b>600m</b>	<b>400m</b>	<b>200m</b>	<b>WP</b>	<b>Average</b>	
		Position in running (margin)	-	10(7.9)	3(2.1)	3(2.3)	4(5.2)	4(3.0)	5(5.0)	6(7.8)	3(2.4)		0.00
		Sectional time (s)	6.94	10.99	11.03	12.03	11.58	12.22	12.81	11.98	12.24		
		Cumulative time (s)	101.82	94.88	83.88	72.85	60.82	49.24	37.02	24.21	12.24	1:41.81	
		Speed (m/s)	7.20	18.20	18.13	16.63	17.27	16.37	15.61	16.69	16.34	16.21	
		Stride length (m)	3.11	8.07	8.14	7.57	8.08	7.55	7.05	7.64	7.52	7.36	
		Stride duration (s)	0.432	0.444	0.449	0.455	0.468	0.462	0.451	0.458	0.460	0.454	
		Stride efficiency (%)	15.08	101.74	103.58	89.50	101.96	89.14	77.61	91.27	88.43	84.58	
		Stride count	16.10	24.79	24.57	26.43	24.76	26.48	28.38	26.17	26.59	224.27	

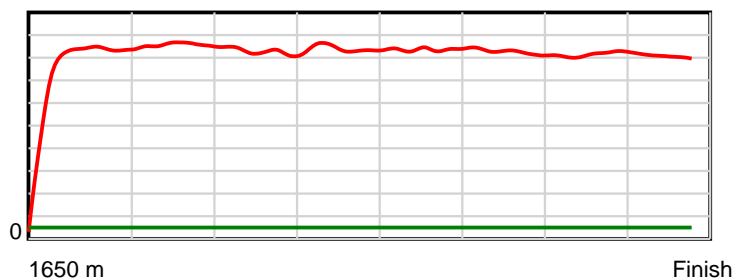
10 m Stride length



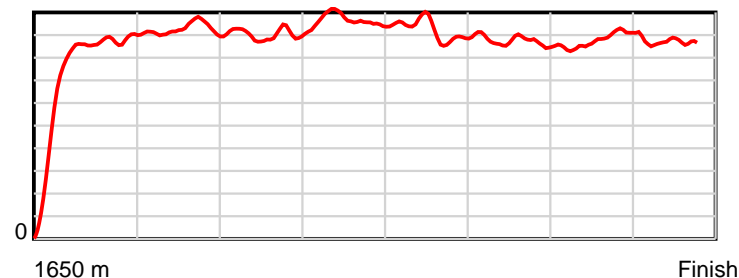
0.6 s Stride duration



20 m/sec Speed



100 % Stride efficiency



Note: Horizontal distance axis grid lines are 200m furlongs.

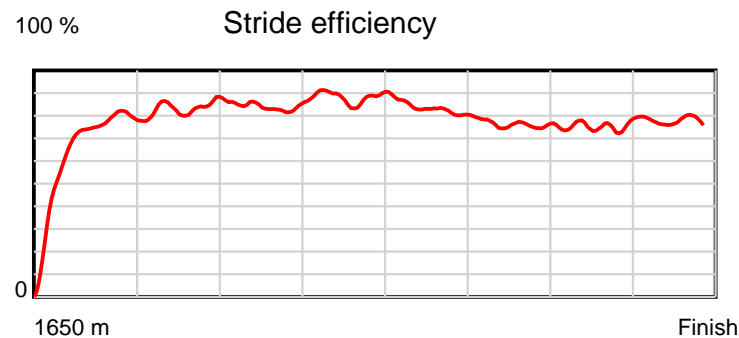
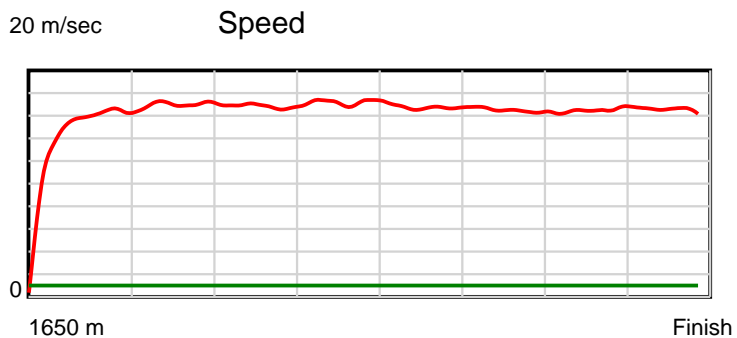
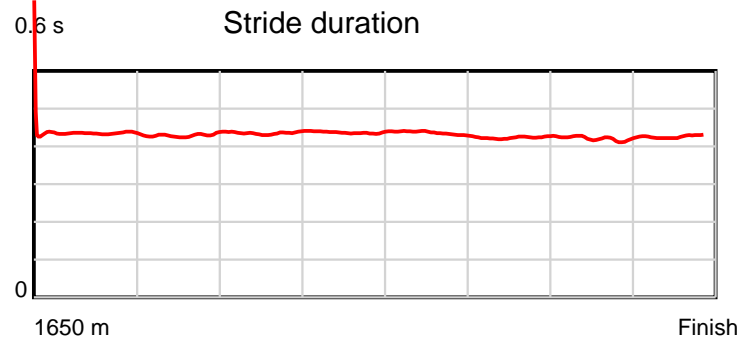
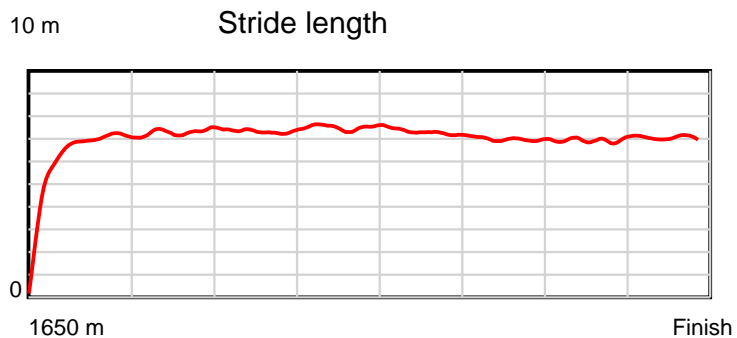
## Disclaimer.

Tasracing Pty Ltd and Thoroughbred Ratings Pty Ltd accepts no responsibility for the completeness or accuracy of any of the information contained herein, and makes no representations about its suitability for any particular purpose. Users should make their own judgements about those matters and/or seek independent advice. You assume all risks associated with use of the data provided on this page.

# Race Results

August 17, 2014, Race 7, OPN HCP, Distance 1650m, Spreyton - Offset 0m

Result	TAB no.	Horse (Barrier)	1650 to	1600m to	1400m to	1200m to	1000m to	800m to	600m to	400m to	200m to	Total or	Margin
2nd	10	Landstar (3)	1600m	1400m	1200m	1000m	800m	600m	400m	200m	WP	Average	
		Position in running (margin)	-	5(5.6)	9(5.8)	9(6.7)	9(8.1)	7(5.2)	9(6.6)	12(10.1)	10(4.7)		0.20
		Sectional time (s)	6.60	11.99	11.16	11.77	11.46	12.13	12.91	11.98	11.85		
		Cumulative time (s)	101.86	95.26	83.27	72.11	60.34	48.88	36.75	23.83	11.85	1:41.86	
		Speed (m/s)	7.58	16.68	17.92	16.99	17.45	16.49	15.49	16.69	16.88	16.20	
		Stride length (m)	3.61	7.25	7.67	7.39	7.62	7.21	6.56	7.03	7.19	7.01	
		Stride duration (s)	0.478	0.435	0.428	0.435	0.437	0.437	0.424	0.421	0.426	0.433	
		Stride efficiency (%)	20.40	82.24	91.98	85.39	90.67	81.14	67.22	77.17	80.81	76.83	
		Stride count	13.84	27.57	26.07	27.06	26.26	27.76	30.49	28.46	27.81	235.32	



Note: Horizontal distance axis grid lines are 200m furlongs.

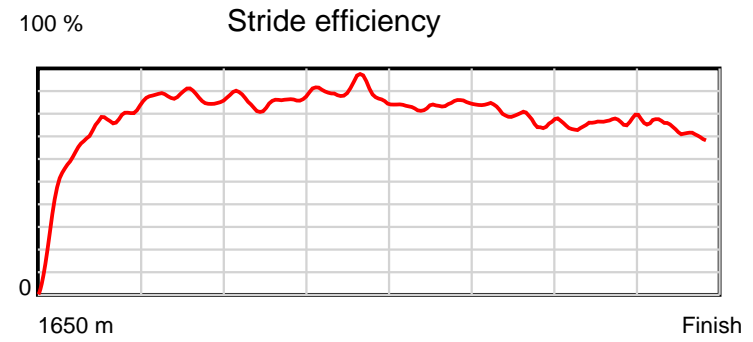
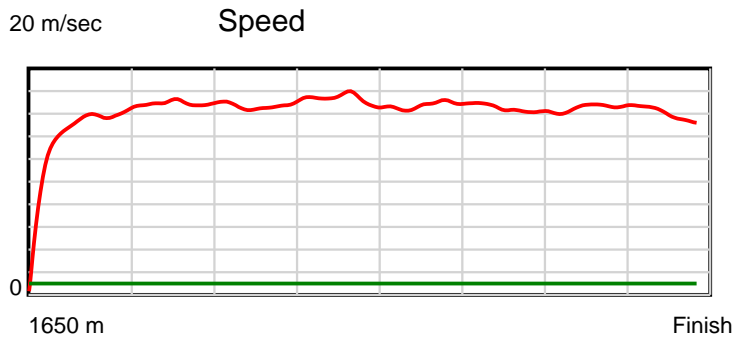
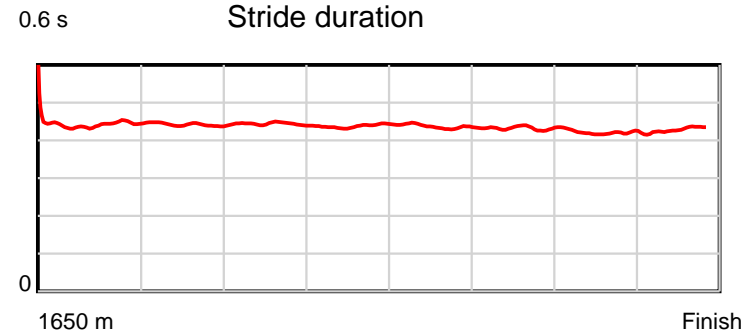
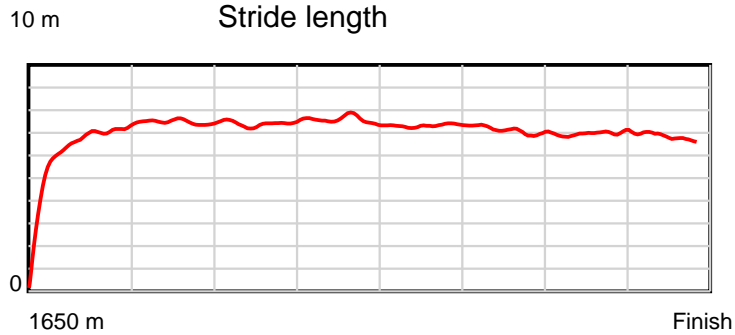
**Disclaimer.**

Tasracing Pty Ltd and Thoroughbred Ratings Pty Ltd accepts no responsibility for the completeness or accuracy of any of the information contained herein, and makes no representations about its suitability for any particular purpose. Users should make their own judgements about those matters and/or seek independent advice. You assume all risks associated with use of the data provided on this page.

# Race Results

August 17, 2014, Race 7, OPN HCP, Distance 1650m, Spreyton - Offset 0m

Result	TAB no.	Horse (Barrier)	1650 to	1600m to	1400m to	1200m to	1000m to	800m to	600m to	400m to	200m to	Total or	Margin
3rd	8	Musique Player (4)	1600m	1400m	1200m	1000m	800m	600m	400m	200m	WP	Average	
		Position in running (margin)	-	6(6.0)	11(7.2)	11(8.4)	12(10.9)	12(6.7)	11(7.6)	9(9.5)	4(3.7)		0.40
		Sectional time (s)	6.36	12.16	11.19	11.97	11.25	12.04	12.66	11.90	12.36		
		Cumulative time (s)	101.89	95.53	83.36	72.18	60.20	48.95	36.91	24.26	12.36	1:41.89	
		Speed (m/s)	7.86	16.45	17.87	16.71	17.78	16.61	15.80	16.81	16.18	16.19	
		Stride length (m)	3.31	7.23	7.92	7.41	7.77	7.28	6.82	7.09	6.92	7.03	
		Stride duration (s)	0.437	0.440	0.443	0.444	0.437	0.438	0.432	0.422	0.427	0.434	
		Stride efficiency (%)	17.07	81.74	97.92	85.85	94.34	82.75	72.78	78.66	74.77	77.26	
		Stride count	15.13	27.65	25.27	26.98	25.74	27.48	29.31	28.19	28.91	234.66	



Note: Horizontal distance axis grid lines are 200m furlongs.

**Disclaimer.**

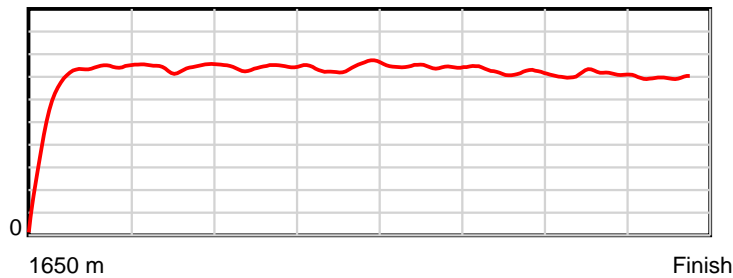
Tasracing Pty Ltd and Thoroughbred Ratings Pty Ltd accepts no responsibility for the completeness or accuracy of any of the information contained herein, and makes no representations about its suitability for any particular purpose. Users should make their own judgements about those matters and/or seek independent advice. You assume all risks associated with use of the data provided on this page.

# Race Results

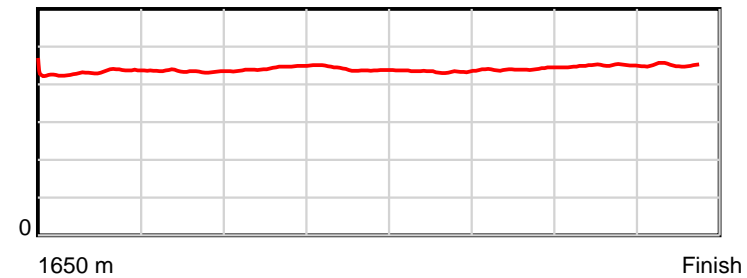
August 17, 2014, Race 7, OPN HCP, Distance 1650m, Spreyton - Offset 0m

Result	TAB no.	Horse (Barrier)	1650 to	1600m to	1400m to	1200m to	1000m to	800m to	600m to	400m to	200m to	Total or	Margin
4th	7	Makes Cents (1)	1600m	1400m	1200m	1000m	800m	600m	400m	200m	WP	Average	
		Position in running (margin)	-	11(9.4)	5(2.6)	1(0.0)	1(0.0)	1(0.0)	1(0.0)	2(4.0)	2(1.3)		0.70
		Sectional time (s)	6.96	10.83	10.56	11.55	11.94	11.90	13.00	12.43	12.77		
		Cumulative time (s)	101.95	94.99	84.16	73.60	62.05	50.10	38.21	25.21	12.77	1:41.95	
		Speed (m/s)	7.18	18.47	18.94	17.32	16.75	16.81	15.38	16.09	15.66	16.18	
		Stride length (m)	3.04	7.99	8.24	7.60	7.43	7.32	6.73	7.23	7.06	7.11	
		Stride duration (s)	0.439	0.432	0.435	0.439	0.444	0.435	0.437	0.449	0.451	0.439	
		Stride efficiency (%)	14.45	99.71	106.13	90.35	86.32	83.71	70.73	81.58	77.97	79.03	
		Stride count	16.45	25.04	24.27	26.30	26.91	27.33	29.73	27.68	28.31	232.02	

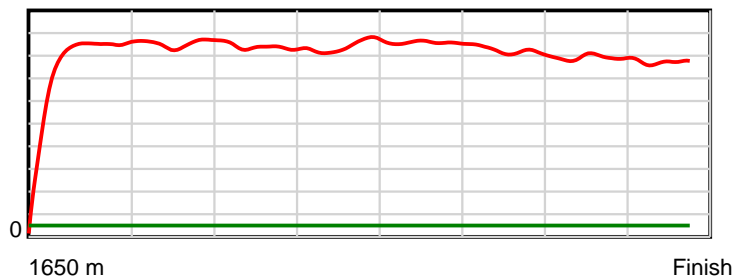
10 m Stride length



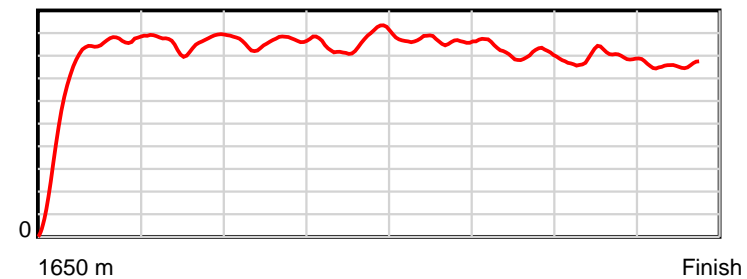
0.6 s Stride duration



20 m/sec Speed



100 % Stride efficiency



Note: Horizontal distance axis grid lines are 200m furlongs.

## Disclaimer.

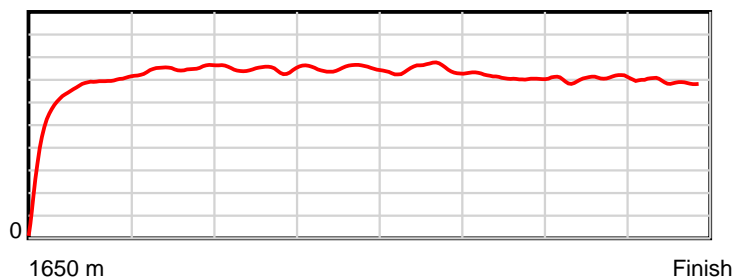
Tasracing Pty Ltd and Thoroughbred Ratings Pty Ltd accepts no responsibility for the completeness or accuracy of any of the information contained herein, and makes no representations about its suitability for any particular purpose. Users should make their own judgements about those matters and/or seek independent advice. You assume all risks associated with use of the data provided on this page.

# Race Results

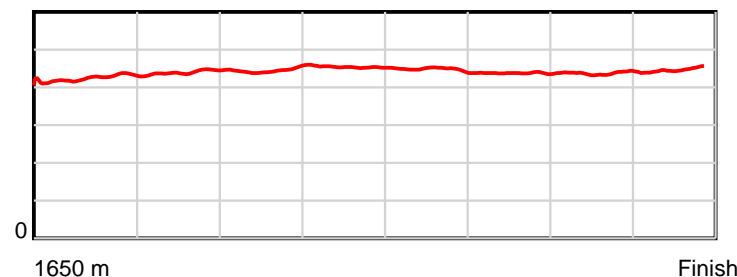
August 17, 2014, Race 7, OPN HCP, Distance 1650m, Spreyton - Offset 0m

Result	TAB no.	Horse (Barrier)	1650 to 1600m	1600m to 1400m	1400m to 1200m	1200m to 1000m	1000m to 800m	800m to 600m	600m to 400m	400m to 200m	200m to WP	Total or Average	Margin
5th	9	<b>Blacko (6)</b>											
		Position in running (margin)	-	3(3.2)	8(4.3)	7(5.4)	7(6.0)	8(5.3)	10(6.6)	8(9.5)	11(4.8)		1.80
		Sectional time (s)	5.57	12.14	11.17	11.66	11.83	12.11	12.81	12.10	12.75		
		Cumulative time (s)	102.15	96.58	84.44	73.27	61.60	49.78	37.66	24.85	12.75	1:42.15	
		Speed (m/s)	8.97	16.47	17.91	17.15	16.91	16.52	15.61	16.53	15.69	16.15	
		Stride length (m)	3.39	7.03	7.86	7.61	7.69	7.43	6.83	7.23	7.00	7.07	
		Stride duration (s)	0.411	0.426	0.439	0.444	0.455	0.450	0.437	0.437	0.446	0.438	
		Stride efficiency (%)	18.00	77.14	96.45	90.47	92.36	86.17	72.80	81.73	76.51	78.08	
		Stride count	14.73	28.47	25.46	26.28	26.02	26.93	29.30	27.66	28.58	233.43	

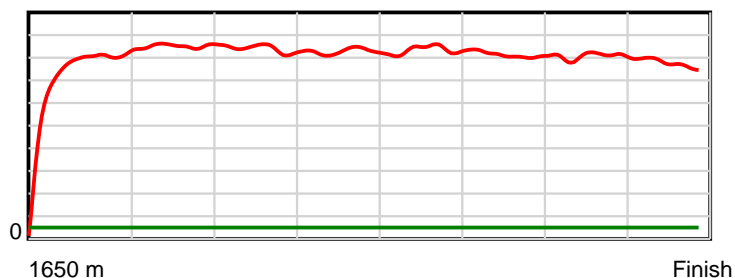
10 m Stride length



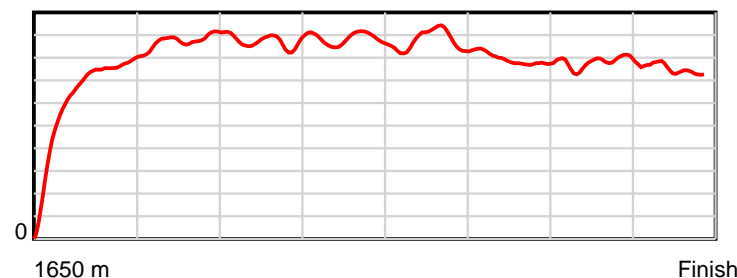
0.6 s Stride duration



20 m/sec Speed



100 % Stride efficiency



Note: Horizontal distance axis grid lines are 200m furlongs.

## Disclaimer.

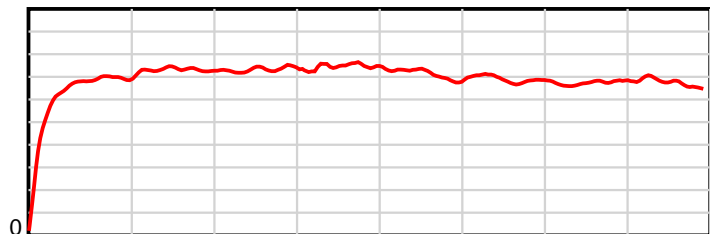
Tasracing Pty Ltd and Thoroughbred Ratings Pty Ltd accepts no responsibility for the completeness or accuracy of any of the information contained herein, and makes no representations about its suitability for any particular purpose. Users should make their own judgements about those matters and/or seek independent advice. You assume all risks associated with use of the data provided on this page.

# Race Results

August 17, 2014, Race 7, OPN HCP, Distance 1650m, Spreyton - Offset 0m

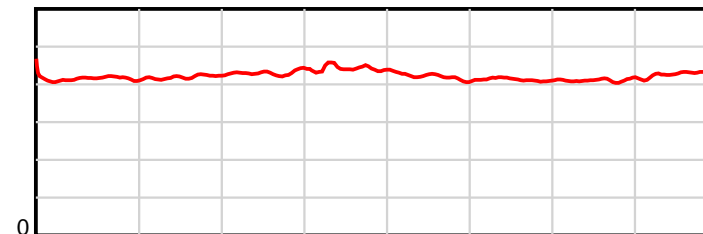
Result	TAB no.	Horse (Barrier)	1650 to	1600m to	1400m to	1200m to	1000m to	800m to	600m to	400m to	200m to	Total or	Margin
6th	1	Spy Wears Prad... (8)	1600m	1400m	1200m	1000m	800m	600m	400m	200m	WP	Average	
		Position in running (margin)	-	7(6.0)	7(4.3)	6(4.8)	6(5.7)	6(3.6)	6(5.4)	5(7.7)	6(3.7)		2.30
		Sectional time (s)	6.50	11.67	11.08	11.71	11.59	12.19	12.72	12.21	12.57		
		Cumulative time (s)	102.25	95.75	84.08	73.00	61.29	49.69	37.51	24.79	12.57	1:42.25	
		Speed (m/s)	7.70	17.14	18.05	17.08	17.26	16.41	15.72	16.38	15.91	16.14	
		Stride length (m)	3.36	7.12	7.57	7.32	7.43	6.94	6.47	6.74	6.80	6.81	
		Stride duration (s)	0.432	0.416	0.419	0.429	0.431	0.423	0.411	0.411	0.428	0.422	
		Stride efficiency (%)	17.69	79.28	89.51	83.71	86.34	75.36	65.40	70.90	72.31	72.39	
		Stride count	14.86	28.08	26.43	27.33	26.91	28.80	30.92	29.69	29.40	242.42	

10 m Stride length



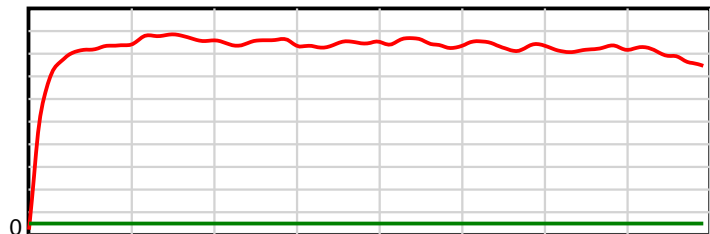
1650 m Finish

0.6 s Stride duration



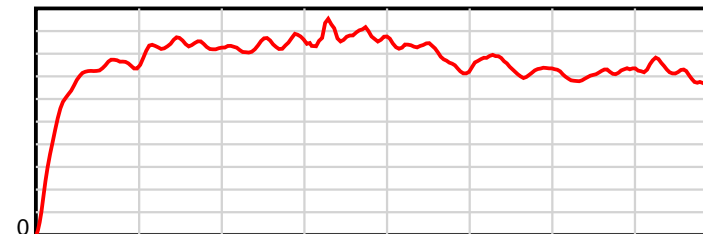
1650 m Finish

20 m/sec Speed



1650 m Finish

100 % Stride efficiency



1650 m Finish

Note: Horizontal distance axis grid lines are 200m furlongs.

## Disclaimer.

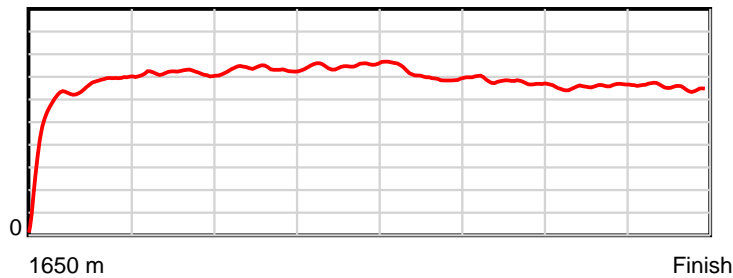
Tasracing Pty Ltd and Thoroughbred Ratings Pty Ltd accepts no responsibility for the completeness or accuracy of any of the information contained herein, and makes no representations about its suitability for any particular purpose. Users should make their own judgements about those matters and/or seek independent advice. You assume all risks associated with use of the data provided on this page.

# Race Results

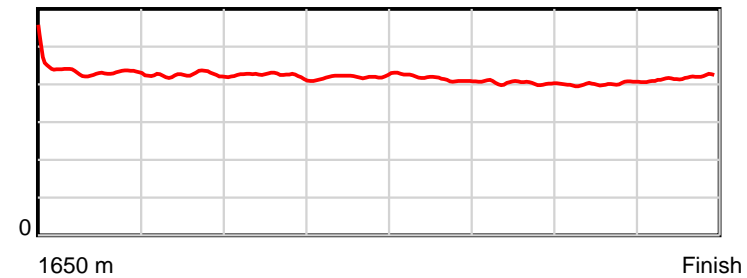
August 17, 2014, Race 7, OPN HCP, Distance 1650m, Spreyton - Offset 0m

Result	TAB no.	Horse (Barrier)	1650 to	1600m to	1400m to	1200m to	1000m to	800m to	600m to	400m to	200m to	Total or	Margin
7th	3	Am I There Yet (10)	1600m	1400m	1200m	1000m	800m	600m	400m	200m	WP	Average	
		Position in running (margin)	-	8(6.4)	12(8.6)	12(10.3)	11(10.5)	10(5.6)	7(5.9)	4(7.5)	5(3.7)		2.40
		Sectional time (s)	6.60	12.33	11.27	11.60	11.12	11.95	12.59	12.24	12.56		
		Cumulative time (s)	102.27	95.67	83.33	72.07	60.47	49.35	37.40	24.81	12.56	1:42.27	
		Speed (m/s)	7.58	16.22	17.75	17.24	17.99	16.74	15.89	16.34	15.92	16.13	
		Stride length (m)	3.62	7.01	7.52	7.33	7.50	6.99	6.41	6.55	6.63	6.78	
		Stride duration (s)	0.471	0.432	0.423	0.425	0.417	0.418	0.403	0.401	0.416	0.420	
		Stride efficiency (%)	20.53	76.69	88.28	83.96	87.84	76.42	64.16	67.06	68.64	71.79	
		Stride count	13.79	28.55	26.61	27.28	26.68	28.60	31.21	30.53	30.18	243.43	

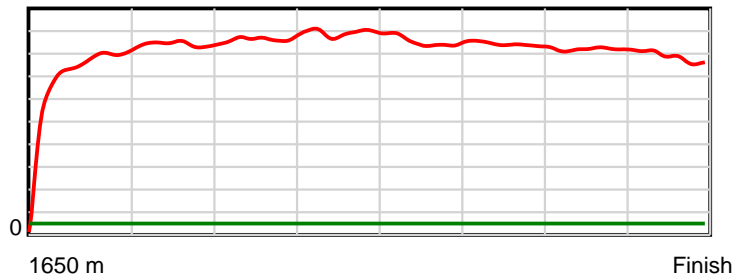
10 m Stride length



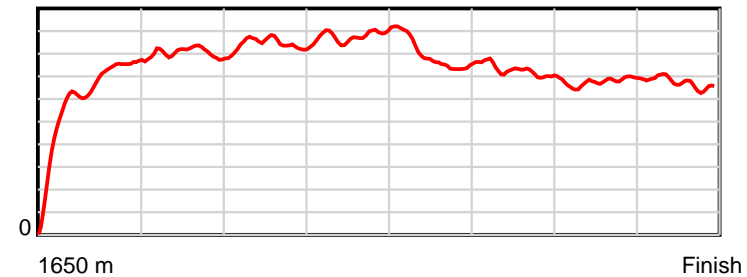
0.6 s Stride duration



20 m/sec Speed



100 % Stride efficiency



Note: Horizontal distance axis grid lines are 200m furlongs.

## Disclaimer.

Tasracing Pty Ltd and Thoroughbred Ratings Pty Ltd accepts no responsibility for the completeness or accuracy of any of the information contained herein, and makes no representations about its suitability for any particular purpose. Users should make their own judgements about those matters and/or seek independent advice. You assume all risks associated with use of the data provided on this page.

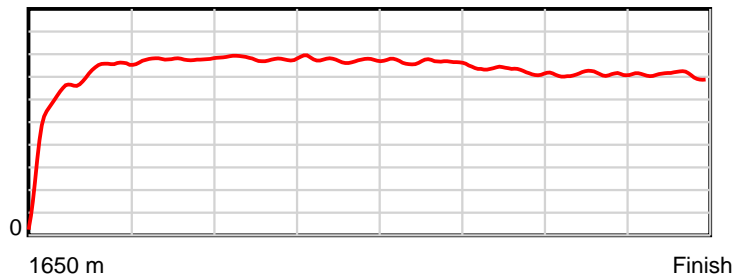


# Race Results

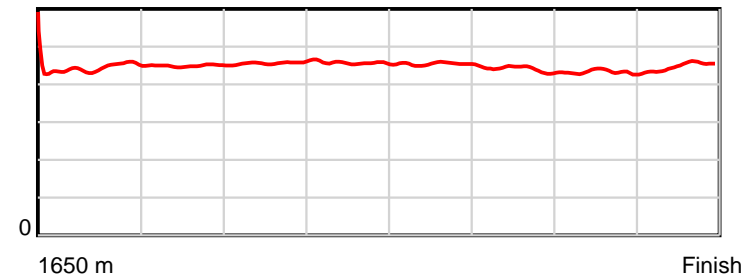
August 17, 2014, Race 7, OPN HCP, Distance 1650m, Spreyton - Offset 0m

Result	TAB no.	Horse (Barrier)	1650 to	1600m to	1400m to	1200m to	1000m to	800m to	600m to	400m to	200m to	Total or	Margin
8th	14	Prom King (5)	1600m	1400m	1200m	1000m	800m	600m	400m	200m	WP	Average	
		Position in running (margin)	-	2(2.4)	6(3.7)	8(6.7)	8(8.1)	9(5.4)	8(6.2)	10(9.6)	9(4.7)		3.10
		Sectional time (s)	5.87	12.18	11.50	11.78	11.49	12.03	12.90	12.07	12.59		
		Cumulative time (s)	102.40	96.53	84.36	72.86	61.08	49.58	37.55	24.65	12.59	1:42.40	
		Speed (m/s)	8.52	16.42	17.39	16.98	17.41	16.63	15.50	16.57	15.89	16.11	
		Stride length (m)	4.01	7.30	7.82	7.72	7.98	7.54	6.84	7.16	7.13	7.23	
		Stride duration (s)	0.473	0.445	0.450	0.455	0.458	0.454	0.441	0.432	0.449	0.449	
		Stride efficiency (%)	25.10	83.32	95.57	93.21	99.42	88.90	73.18	80.03	79.44	81.72	
		Stride count	12.48	27.39	25.57	25.90	25.07	26.52	29.23	27.95	28.05	228.16	

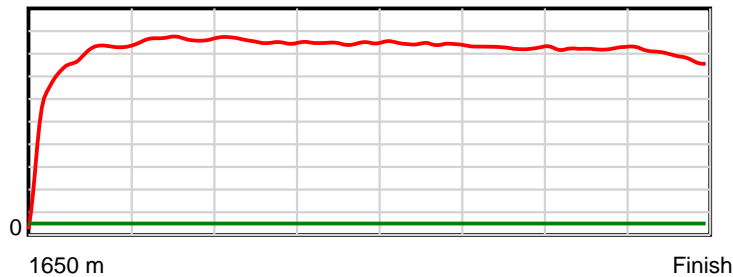
10 m Stride length



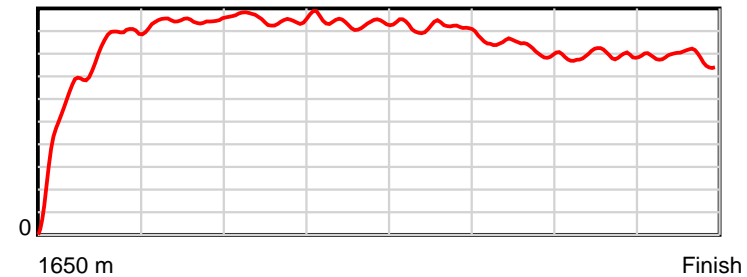
0.6 s Stride duration



20 m/sec Speed



100 % Stride efficiency



Note: Horizontal distance axis grid lines are 200m furlongs.

**Disclaimer.**

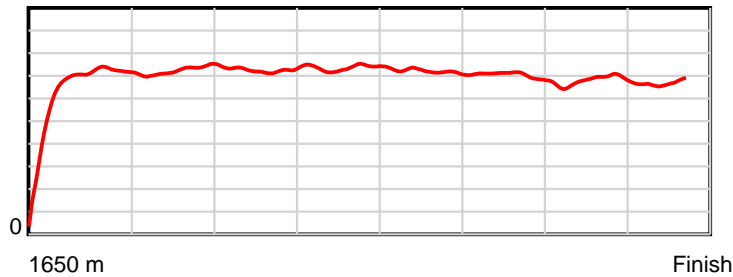
Tasracing Pty Ltd and Thoroughbred Ratings Pty Ltd accepts no responsibility for the completeness or accuracy of any of the information contained herein, and makes no representations about its suitability for any particular purpose. Users should make their own judgements about those matters and/or seek independent advice. You assume all risks associated with use of the data provided on this page.

# Race Results

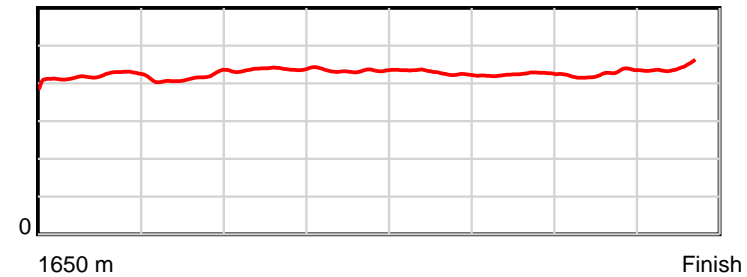
August 17, 2014, Race 7, OPN HCP, Distance 1650m, Spreyton - Offset 0m

Result	TAB no.	Horse (Barrier)	1650 to	1600m to	1400m to	1200m to	1000m to	800m to	600m to	400m to	200m to	Total or	Margin
9th	11	<b>Hell Strong (11)</b>	<b>1600m</b>	<b>1400m</b>	<b>1200m</b>	<b>1000m</b>	<b>800m</b>	<b>600m</b>	<b>400m</b>	<b>200m</b>	<b>WP</b>	<b>Average</b>	
		Position in running (margin)	-	12(15.0)	4(2.4)	2(1.8)	2(3.9)	3(2.0)	3(3.3)	3(6.2)	8(4.6)		3.20
		Sectional time (s)	7.78	9.85	10.90	11.89	11.63	12.12	12.81	12.61	12.82		
		Cumulative time (s)	102.42	94.64	84.79	73.89	62.00	50.37	38.25	25.44	12.82	1:42.42	
		Speed (m/s)	6.43	20.30	18.35	16.82	17.20	16.50	15.61	15.86	15.60	16.11	
		Stride length (m)	2.59	8.51	7.59	7.31	7.47	7.14	6.61	6.71	6.88	6.86	
		Stride duration (s)	0.415	0.419	0.414	0.435	0.435	0.433	0.423	0.423	0.441	0.426	
		Stride efficiency (%)	10.49	113.12	90.09	83.45	87.30	79.65	68.20	70.35	74.03	73.60	
		Stride count	19.30	23.51	26.34	27.37	26.76	28.01	30.27	29.81	29.06	240.43	

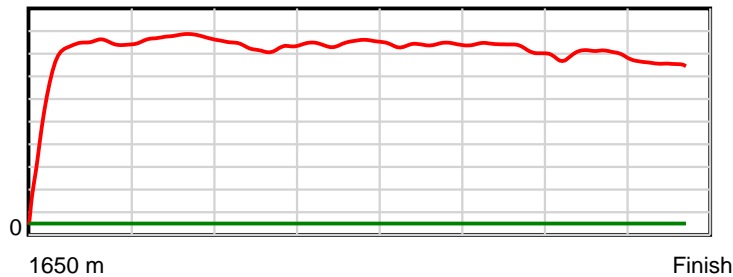
10 m Stride length



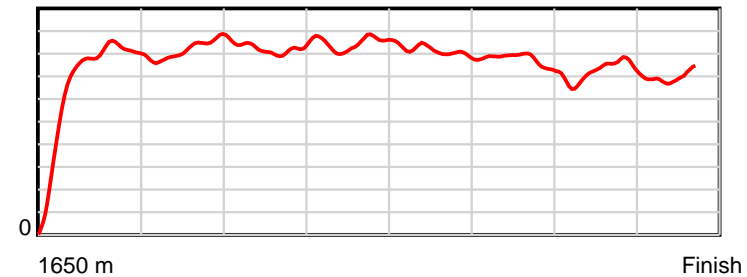
0.6 s Stride duration



20 m/sec Speed



100 % Stride efficiency



Note: Horizontal distance axis grid lines are 200m furlongs.

## Disclaimer.

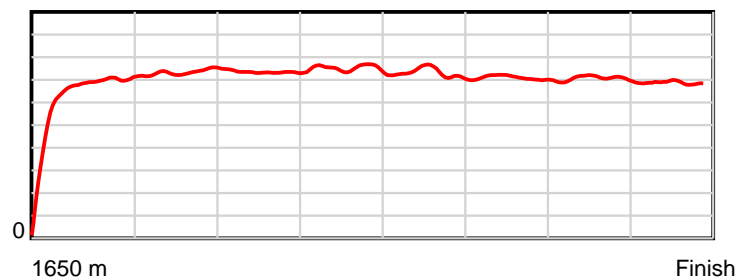
Tasracing Pty Ltd and Thoroughbred Ratings Pty Ltd accepts no responsibility for the completeness or accuracy of any of the information contained herein, and makes no representations about its suitability for any particular purpose. Users should make their own judgements about those matters and/or seek independent advice. You assume all risks associated with use of the data provided on this page.

# Race Results

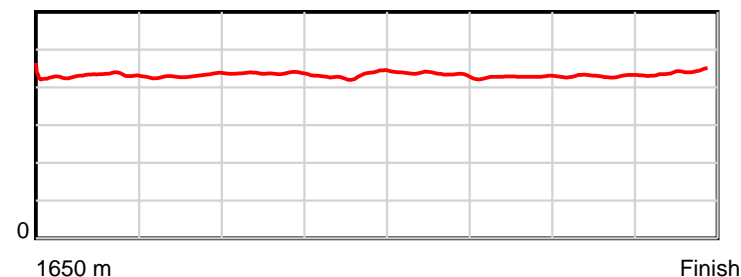
August 17, 2014, Race 7, OPN HCP, Distance 1650m, Spreyton - Offset 0m

Result	TAB no.	Horse (Barrier)	1650 to	1600m to	1400m to	1200m to	1000m to	800m to	600m to	400m to	200m to	Total or	Margin
10th	5	Unoaked (9)	1600m	1400m	1200m	1000m	800m	600m	400m	200m	WP	Average	
		Position in running (margin)	-	9(7.0)	10(6.6)	10(7.9)	10(9.9)	11(6.2)	12(8.2)	11(9.7)	12(5.0)		3.30
		Sectional time (s)	6.66	11.90	11.20	11.90	11.32	12.23	12.58	12.10	12.54		
		Cumulative time (s)	102.43	95.77	83.87	72.67	60.77	49.44	37.22	24.63	12.54	1:42.43	
		Speed (m/s)	7.50	16.81	17.86	16.81	17.67	16.35	15.90	16.53	15.95	16.11	
		Stride length (m)	3.14	7.26	7.66	7.35	7.62	7.16	6.79	7.10	7.01	6.96	
		Stride duration (s)	0.427	0.432	0.429	0.438	0.431	0.438	0.427	0.429	0.440	0.432	
		Stride efficiency (%)	15.36	82.47	91.73	84.49	90.71	80.21	72.06	78.77	76.83	75.68	
		Stride count	15.95	27.53	26.10	27.20	26.25	27.92	29.45	28.17	28.52	237.09	

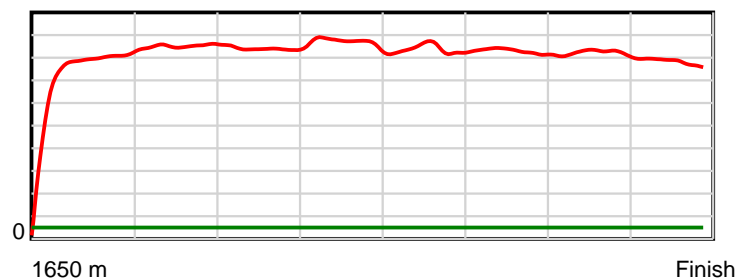
10 m Stride length



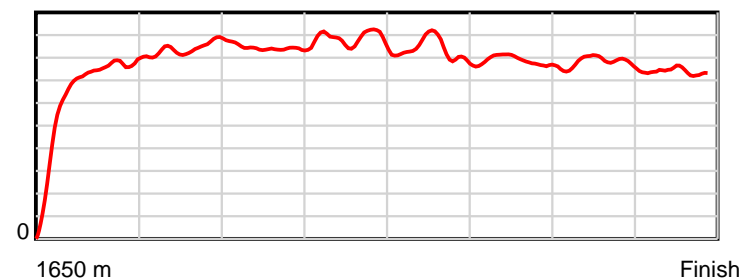
0.6 s Stride duration



20 m/sec Speed



100 % Stride efficiency



Note: Horizontal distance axis grid lines are 200m furlongs.

## Disclaimer.

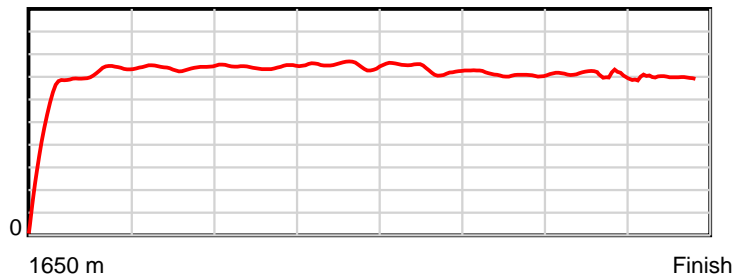
Tasracing Pty Ltd and Thoroughbred Ratings Pty Ltd accepts no responsibility for the completeness or accuracy of any of the information contained herein, and makes no representations about its suitability for any particular purpose. Users should make their own judgements about those matters and/or seek independent advice. You assume all risks associated with use of the data provided on this page.

# Race Results

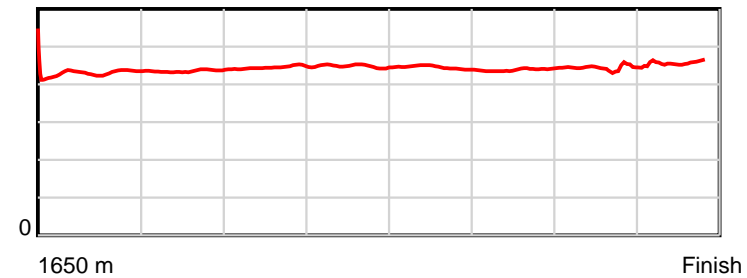
August 17, 2014, Race 7, OPN HCP, Distance 1650m, Spreyton - Offset 0m

Result	TAB no.	Horse (Barrier)	1650 to	1600m to	1400m to	1200m to	1000m to	800m to	600m to	400m to	200m to	Total or	Margin
11th	4	Royal Miswaki (7)	1600m	1400m	1200m	1000m	800m	600m	400m	200m	WP	Average	
		Position in running (margin)	-	4(4.4)	2(2.0)	5(3.3)	3(4.1)	5(3.0)	4(4.4)	7(8.0)	7(4.5)		5.60
		Sectional time (s)	6.26	11.56	11.20	11.69	11.78	12.13	12.93	12.29	13.03		
		Cumulative time (s)	102.87	96.61	85.04	73.84	62.15	50.38	38.25	25.32	13.03	1:42.87	
		Speed (m/s)	7.99	17.30	17.86	17.11	16.98	16.49	15.47	16.27	15.35	16.04	
		Stride length (m)	3.43	7.48	7.76	7.59	7.62	7.35	6.78	7.05	6.86	7.05	
		Stride duration (s)	0.435	0.432	0.435	0.443	0.449	0.446	0.438	0.433	0.447	0.440	
		Stride efficiency (%)	18.41	87.32	94.14	90.02	90.83	84.42	71.76	77.75	73.47	77.75	
		Stride count	14.57	26.76	25.77	26.35	26.23	27.21	29.51	28.35	29.17	233.92	

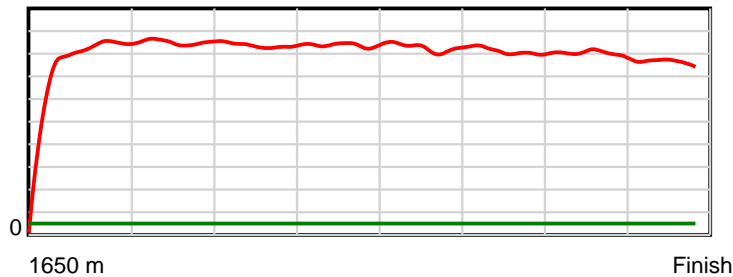
10 m Stride length



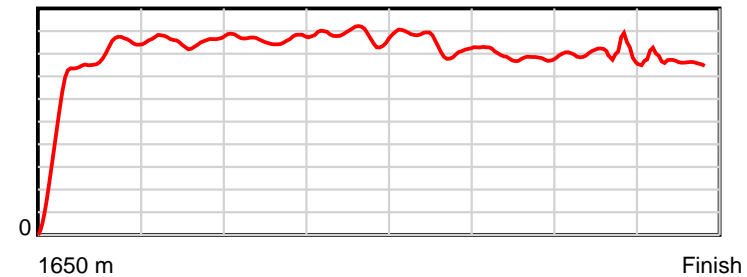
0.6 s Stride duration



20 m/sec Speed



100 % Stride efficiency



Note: Horizontal distance axis grid lines are 200m furlongs.

## Disclaimer.

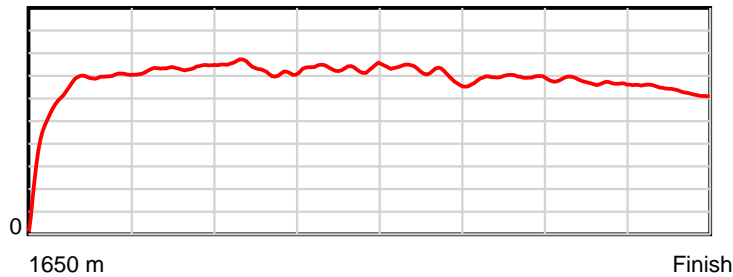
Tasracing Pty Ltd and Thoroughbred Ratings Pty Ltd accepts no responsibility for the completeness or accuracy of any of the information contained herein, and makes no representations about its suitability for any particular purpose. Users should make their own judgements about those matters and/or seek independent advice. You assume all risks associated with use of the data provided on this page.

# Race Results

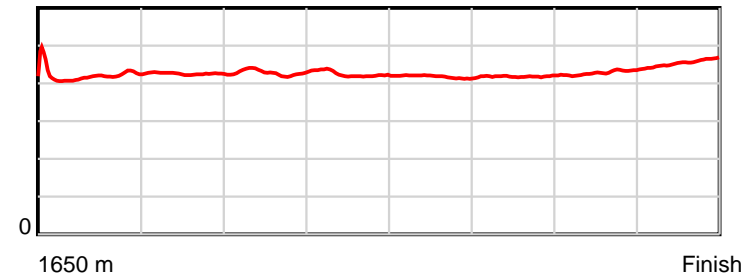
August 17, 2014, Race 7, OPN HCP, Distance 1650m, Spreyton - Offset 0m

Result	TAB no.	Horse (Barrier)	1650 to	1600m to	1400m to	1200m to	1000m to	800m to	600m to	400m to	200m to	Total or	Margin
12th	12	<b>Overproof (12)</b>	<b>1600m</b>	<b>1400m</b>	<b>1200m</b>	<b>1000m</b>	<b>800m</b>	<b>600m</b>	<b>400m</b>	<b>200m</b>	<b>WP</b>	<b>Average</b>	
		Position in running (margin)	-	1(0.0)	1(0.0)	4(3.1)	5(5.3)	2(0.6)	2(0.7)	1(0.0)	1(0.0)		11.70
		Sectional time (s)	5.94	11.96	11.51	11.92	11.16	11.92	12.21	12.88	14.53		
		Cumulative time (s)	104.03	98.09	86.14	74.62	62.70	51.54	39.62	27.41	14.53	1:44.03	
		Speed (m/s)	8.41	16.72	17.38	16.78	17.92	16.78	16.38	15.53	13.76	15.86	
		Stride length (m)	3.88	7.02	7.39	7.19	7.57	7.00	6.85	6.65	6.29	6.81	
		Stride duration (s)	0.428	0.419	0.425	0.428	0.423	0.417	0.418	0.428	0.457	0.429	
		Stride efficiency (%)	23.51	76.92	85.34	80.74	89.63	76.54	73.23	69.13	61.77	72.42	
		Stride count	12.89	28.51	27.06	27.82	26.41	28.58	29.22	30.07	31.81	242.37	

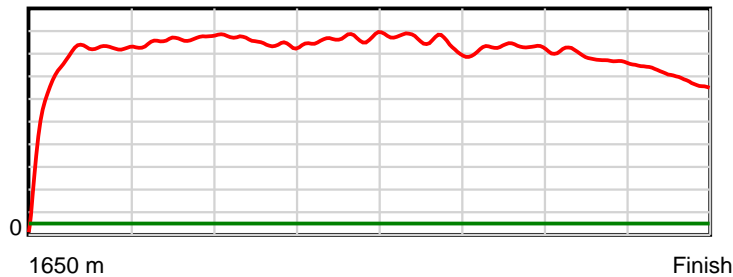
10 m Stride length



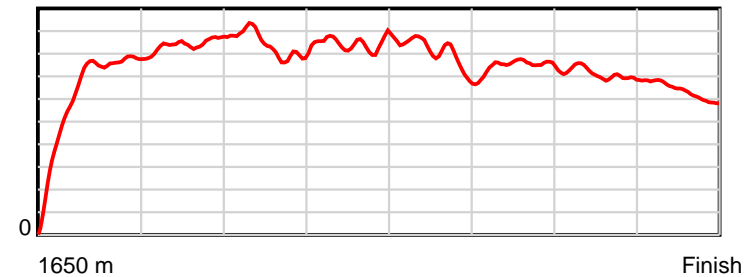
0.6 s Stride duration



20 m/sec Speed



100 % Stride efficiency



Note: Horizontal distance axis grid lines are 200m furlongs.

**Disclaimer.**

Tasracing Pty Ltd and Thoroughbred Ratings Pty Ltd accepts no responsibility for the completeness or accuracy of any of the information contained herein, and makes no representations about its suitability for any particular purpose. Users should make their own judgements about those matters and/or seek independent advice. You assume all risks associated with use of the data provided on this page.