



Race Results

Devonport Racing Club, Devonport Synthetic, August 23, 2014

Compilation date: August 26, 2014, 3:44:46 PM (EST)

Copyright © 2014 Tasracing Pty Ltd. All rights reserved.

Trademarks.

StrideMASTER is a registered trademark of Thoroughbred Ratings Pty Ltd.

Disclaimer.

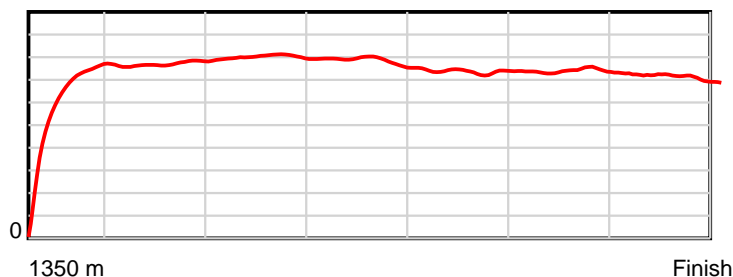
Tasracing Pty Ltd and Thoroughbred Ratings Pty Ltd accepts no responsibility for the completeness or accuracy of any of the information contained herein, and makes no representations about its suitability for any particular purpose. Users should make their own judgements about those matters and/or seek independent advice. You assume all risks associated with use of the data provided on this page.

Race Results

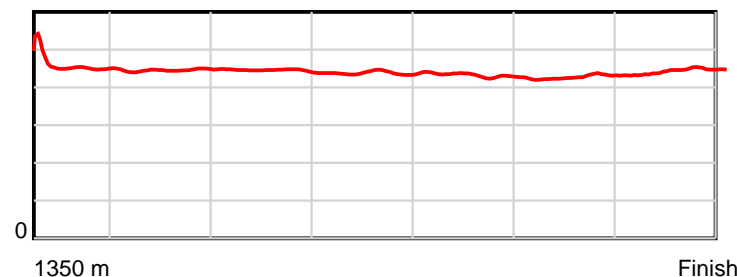
August 23, 2014, Race 3, 3UP MDN-SW, Distance 1350m, Spreyton - Offset 0m

Result	TAB no.	Horse (Barrier)	1350 to	1200m to	1000m to	800m to	600m to	400m to	200m to	Total or	Margin
1st	9	So Much Fun (7)	1200m	1000m	800m	600m	400m	200m	WP	Average	
		Position in running (margin)	-	8(3.2)	8(3.7)	7(4.5)	6(3.2)	6(2.7)	1(0.0)		0.10
		Sectional time (s)	11.69	11.76	11.21	11.60	12.34	11.92	12.80		
		Cumulative time (s)	83.31	71.62	59.87	48.66	37.06	24.72	12.80	1:23.31	
		Speed (m/s)	12.83	17.01	17.84	17.24	16.21	16.78	15.62	16.20	
		Stride length (m)	6.17	7.58	7.94	7.56	6.99	7.18	6.92	7.19	
		Stride duration (s)	0.458	0.445	0.445	0.438	0.431	0.428	0.443	0.444	
		Stride efficiency (%)	59.43	89.73	98.44	89.20	76.25	80.58	74.89	80.79	
		Stride count	24.32	26.39	25.20	26.47	28.63	27.85	28.89	187.75	

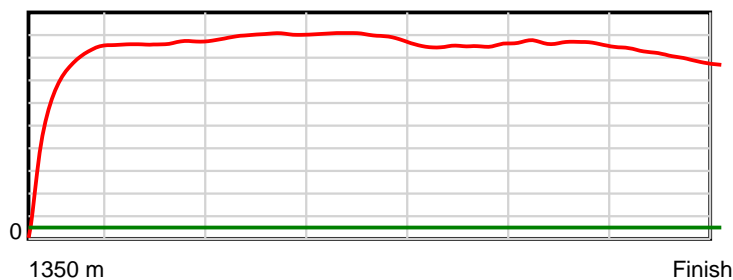
10 m Stride length



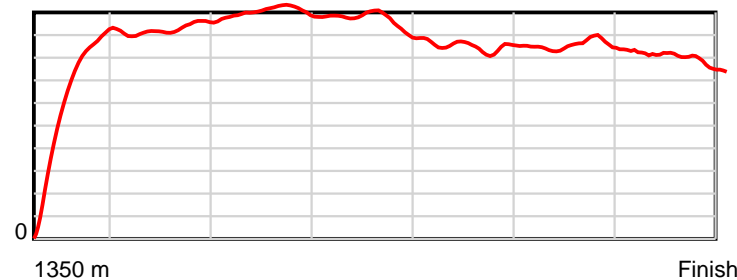
0.6 s Stride duration



20 m/sec Speed



100 % Stride efficiency



Note: Horizontal distance axis grid lines are 200m furlongs.

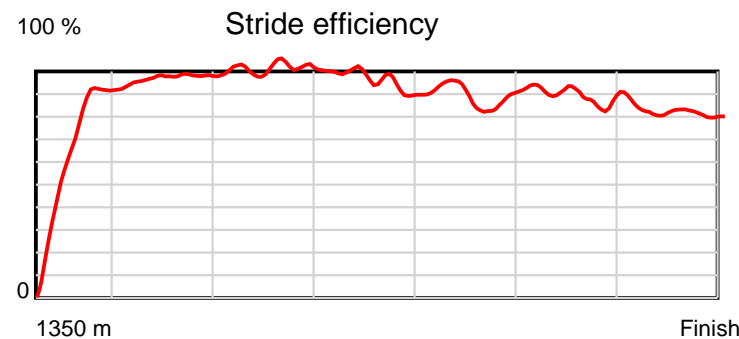
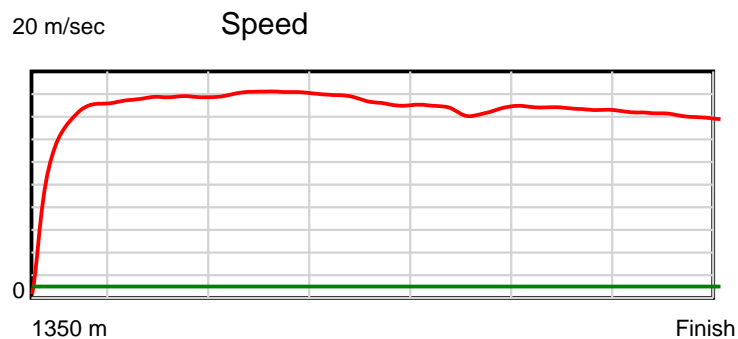
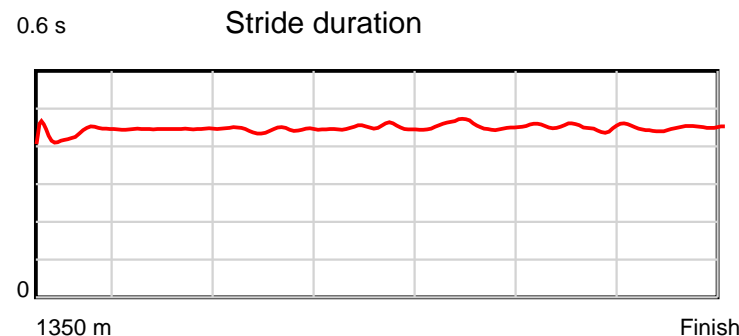
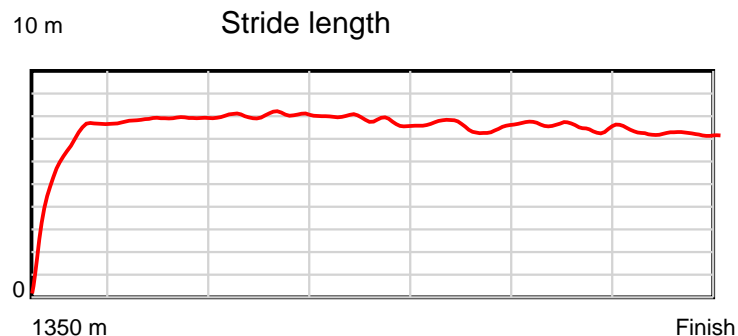
Disclaimer.

Tasracing Pty Ltd and Thoroughbred Ratings Pty Ltd accepts no responsibility for the completeness or accuracy of any of the information contained herein, and makes no representations about its suitability for any particular purpose. Users should make their own judgements about those matters and/or seek independent advice. You assume all risks associated with use of the data provided on this page.

Race Results

August 23, 2014, Race 3, 3UP MDN-SW, Distance 1350m, Spreyton - Offset 0m

Result	TAB no.	Horse (Barrier)	1350 to	1200m to	1000m to	800m to	600m to	400m to	200m to	Total or	Margin
2nd	10	Geegees Classi... (9)	1200m	1000m	800m	600m	400m	200m	WP	Average	
		Position in running (margin)	-	5(1.1)	3(0.5)	5(1.3)	5(1.8)	4(1.6)	4(0.8)		0.00
		Sectional time (s)	11.36	11.58	11.21	11.90	12.37	12.23	12.65		
		Cumulative time (s)	83.31	71.95	60.37	49.16	37.26	24.89	12.65	1:23.31	
		Speed (m/s)	13.20	17.27	17.84	16.81	16.17	16.35	15.81	16.20	
		Stride length (m)	6.04	7.70	7.91	7.55	7.37	7.37	7.08	7.29	
		Stride duration (s)	0.437	0.446	0.444	0.449	0.456	0.451	0.448	0.450	
		Stride efficiency (%)	57.00	92.58	97.83	89.13	84.78	84.83	78.25	83.10	
		Stride count	24.84	25.98	25.28	26.48	27.15	27.14	28.26	185.13	



Note: Horizontal distance axis grid lines are 200m furlongs.

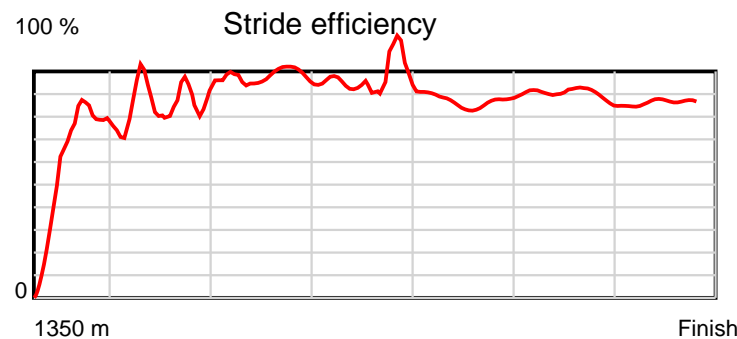
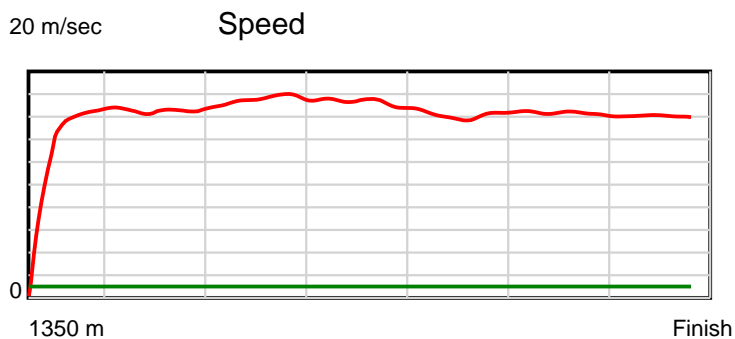
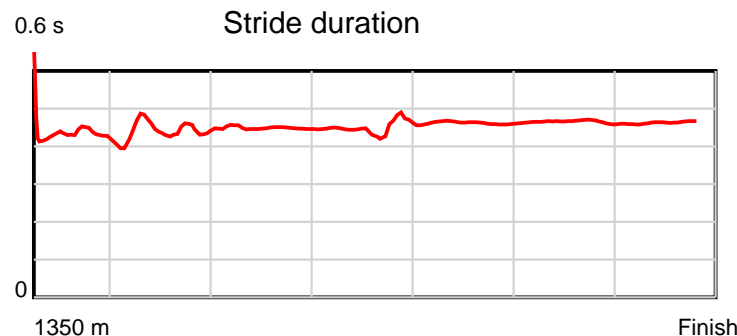
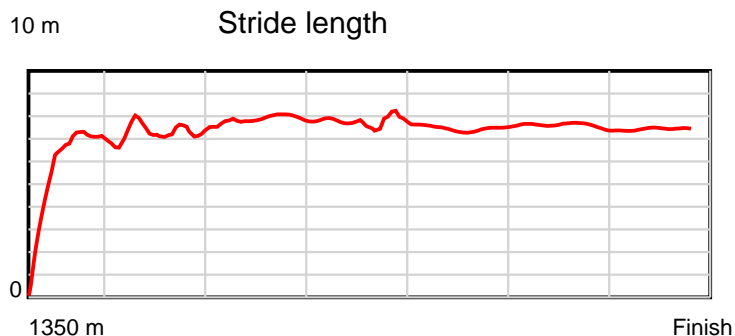
Disclaimer.

Tasracing Pty Ltd and Thoroughbred Ratings Pty Ltd accepts no responsibility for the completeness or accuracy of any of the information contained herein, and makes no representations about its suitability for any particular purpose. Users should make their own judgements about those matters and/or seek independent advice. You assume all risks associated with use of the data provided on this page.

Race Results

August 23, 2014, Race 3, 3UP MDN-SW, Distance 1350m, Spreyton - Offset 0m

Result	TAB no.	Horse (Barrier)	1350 to	1200m to	1000m to	800m to	600m to	400m to	200m to	Total or	Margin
3rd	1	Accounted Four (1)	1200m	1000m	800m	600m	400m	200m	WP	Average	
		Position in running (margin)	-	10(4.7)	9(5.4)	9(6.2)	9(4.8)	9(6.3)	9(3.9)		0.80
		Sectional time (s)	11.92	11.80	11.21	11.57	12.67	11.97	12.32		
		Cumulative time (s)	83.46	71.54	59.74	48.53	36.96	24.29	12.32	1:23.45	
		Speed (m/s)	12.59	16.95	17.84	17.29	15.79	16.71	16.23	16.18	
		Stride length (m)	5.70	7.00	7.72	7.36	7.28	7.78	7.51	7.19	
		Stride duration (s)	0.447	0.413	0.433	0.426	0.461	0.465	0.463	0.445	
		Stride efficiency (%)	50.81	76.60	93.17	84.73	82.87	94.54	88.17	80.80	
		Stride count	26.31	28.57	25.90	27.16	27.46	25.71	26.63	187.74	



Note: Horizontal distance axis grid lines are 200m furlongs.

Disclaimer.

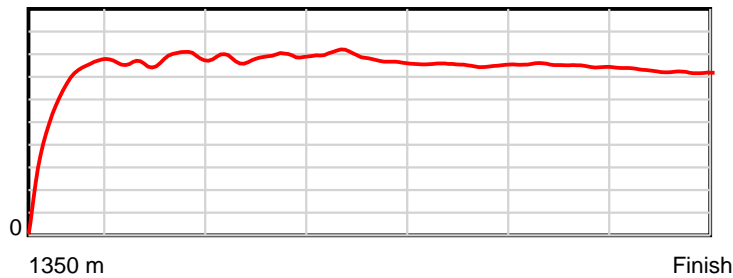
Tasracing Pty Ltd and Thoroughbred Ratings Pty Ltd accepts no responsibility for the completeness or accuracy of any of the information contained herein, and makes no representations about its suitability for any particular purpose. Users should make their own judgements about those matters and/or seek independent advice. You assume all risks associated with use of the data provided on this page.

Race Results

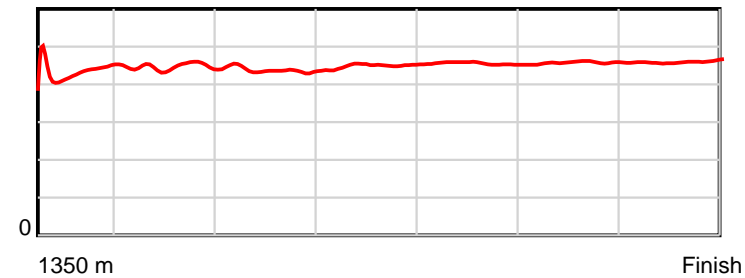
August 23, 2014, Race 3, 3UP MDN-SW, Distance 1350m, Spreyton - Offset 0m

Result	TAB no.	Horse (Barrier)	1350 to	1200m to	1000m to	800m to	600m to	400m to	200m to	Total or	Margin
4th	4	Positive Strat... (6)	1200m	1000m	800m	600m	400m	200m	WP	Average	
		Position in running (margin)	-	2(0.0)	2(0.1)	3(0.7)	3(0.6)	1(0.0)	3(0.1)		1.00
		Sectional time (s)	11.16	11.69	11.18	11.80	12.32	12.40	12.96		
		Cumulative time (s)	83.50	72.34	60.65	49.47	37.67	25.36	12.96	1:23.50	
		Speed (m/s)	13.45	17.11	17.89	16.95	16.23	16.13	15.43	16.17	
		Stride length (m)	6.02	7.62	7.84	7.61	7.40	7.38	7.10	7.29	
		Stride duration (s)	0.444	0.446	0.438	0.449	0.456	0.457	0.460	0.451	
		Stride efficiency (%)	56.58	90.76	96.06	90.39	85.53	85.10	78.88	82.98	
		Stride count	24.93	26.24	25.51	26.30	27.03	27.10	28.15	185.26	

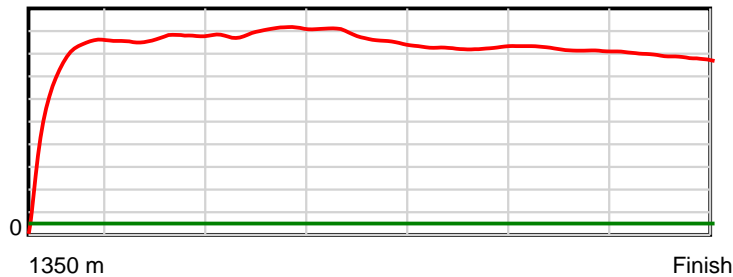
10 m Stride length



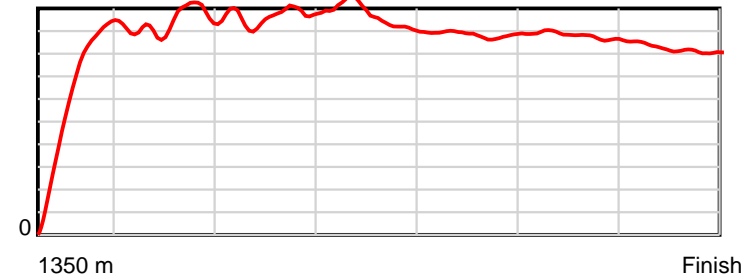
0.6 s Stride duration



20 m/sec Speed



100 % Stride efficiency



Note: Horizontal distance axis grid lines are 200m furlongs.

Disclaimer.

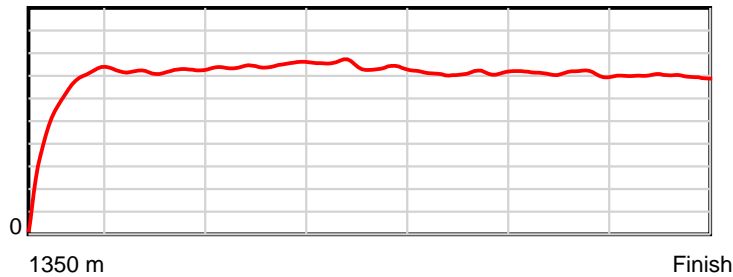
Tasracing Pty Ltd and Thoroughbred Ratings Pty Ltd accepts no responsibility for the completeness or accuracy of any of the information contained herein, and makes no representations about its suitability for any particular purpose. Users should make their own judgements about those matters and/or seek independent advice. You assume all risks associated with use of the data provided on this page.

Race Results

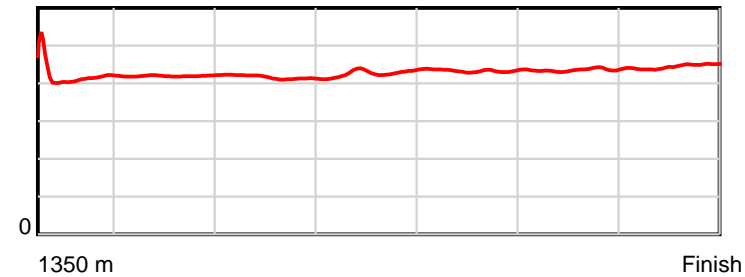
August 23, 2014, Race 3, 3UP MDN-SW, Distance 1350m, Spreyton - Offset 0m

Result	TAB no.	Horse (Barrier)	1350 to	1200m to	1000m to	800m to	600m to	400m to	200m to	Total or	Margin
5th	3	Jelly Nash (4)	1200m	1000m	800m	600m	400m	200m	WP	Average	
		Position in running (margin)	-	3(0.4)	1(0.0)	4(0.9)	2(0.1)	3(0.8)	5(0.9)		2.80
		Sectional time (s)	11.43	11.61	11.23	11.69	12.53	12.39	12.96		
		Cumulative time (s)	83.83	72.40	60.79	49.56	37.88	25.35	12.96	1:23.83	
		Speed (m/s)	13.12	17.23	17.81	17.11	15.96	16.14	15.43	16.10	
		Stride length (m)	5.75	7.23	7.41	7.32	6.92	7.04	6.88	6.94	
		Stride duration (s)	0.419	0.420	0.416	0.428	0.434	0.436	0.446	0.431	
		Stride efficiency (%)	51.65	81.69	85.78	83.81	74.83	77.39	73.89	75.32	
		Stride count	26.09	27.66	26.99	27.31	28.90	28.42	29.08	194.45	

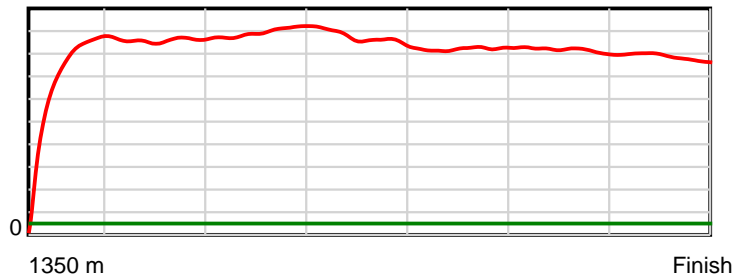
10 m Stride length



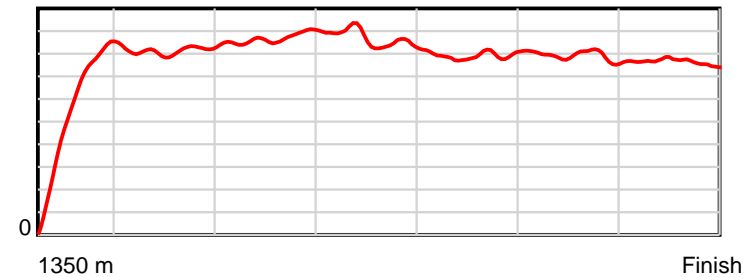
0.6 s Stride duration



20 m/sec Speed



100 % Stride efficiency



Note: Horizontal distance axis grid lines are 200m furlongs.

Disclaimer.

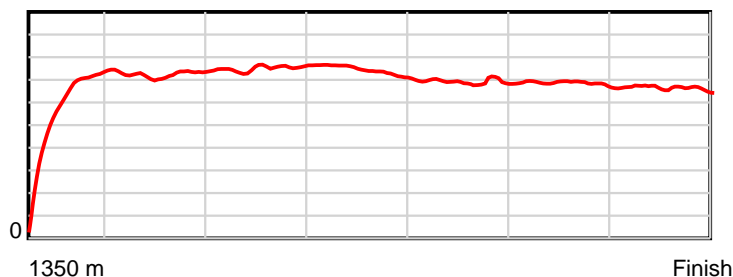
Tasracing Pty Ltd and Thoroughbred Ratings Pty Ltd accepts no responsibility for the completeness or accuracy of any of the information contained herein, and makes no representations about its suitability for any particular purpose. Users should make their own judgements about those matters and/or seek independent advice. You assume all risks associated with use of the data provided on this page.

Race Results

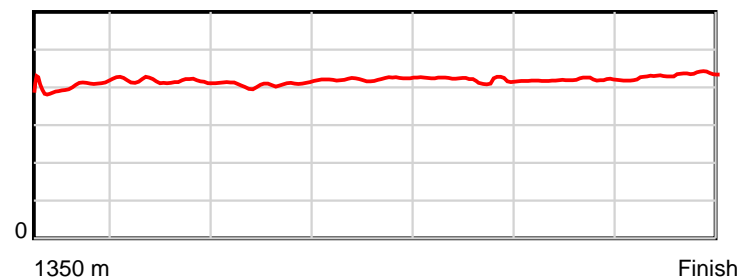
August 23, 2014, Race 3, 3UP MDN-SW, Distance 1350m, Spreyton - Offset 0m

Result	TAB no.	Horse (Barrier)	1350 to	1200m to	1000m to	800m to	600m to	400m to	200m to	Total or	Margin
6th	5	Sapphire Storm (8)	1200m	1000m	800m	600m	400m	200m	WP	Average	
		Position in running (margin)	-	1(0.0)	5(0.7)	2(0.0)	4(0.8)	5(1.6)	7(1.4)		3.30
		Sectional time (s)	11.15	11.79	10.97	11.94	12.55	12.33	13.19		
		Cumulative time (s)	83.93	72.78	60.99	50.01	38.07	25.52	13.19	1:23.93	
		Speed (m/s)	13.46	16.96	18.23	16.75	15.94	16.22	15.16	16.09	
		Stride length (m)	5.43	7.05	7.44	7.06	6.60	6.81	6.56	6.70	
		Stride duration (s)	0.401	0.416	0.408	0.422	0.414	0.420	0.433	0.417	
		Stride efficiency (%)	46.04	77.68	86.51	77.87	68.14	72.42	67.26	70.23	
		Stride count	27.64	28.37	26.88	28.33	30.29	29.38	30.48	201.37	

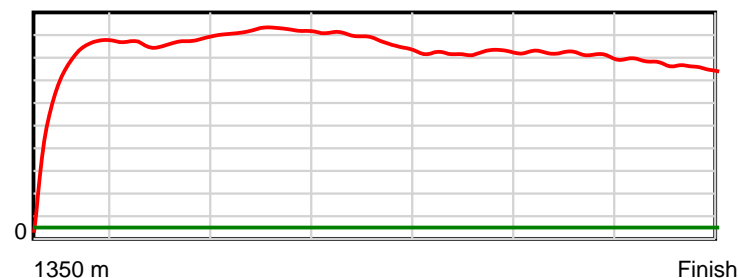
10 m Stride length



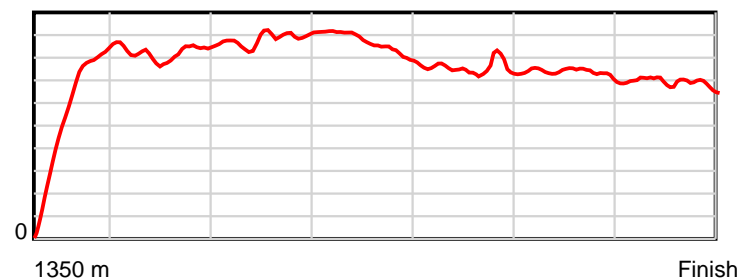
0.6 s Stride duration



20 m/sec Speed



100 % Stride efficiency



Note: Horizontal distance axis grid lines are 200m furlongs.

Disclaimer.

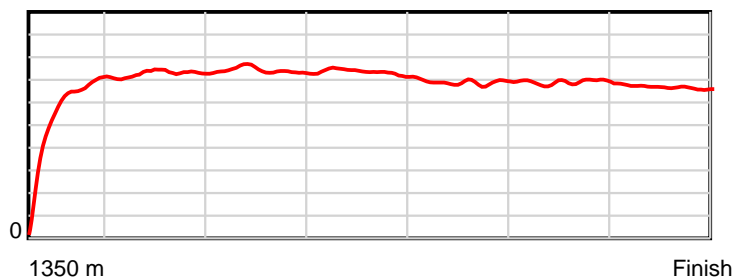
Tasracing Pty Ltd and Thoroughbred Ratings Pty Ltd accepts no responsibility for the completeness or accuracy of any of the information contained herein, and makes no representations about its suitability for any particular purpose. Users should make their own judgements about those matters and/or seek independent advice. You assume all risks associated with use of the data provided on this page.

Race Results

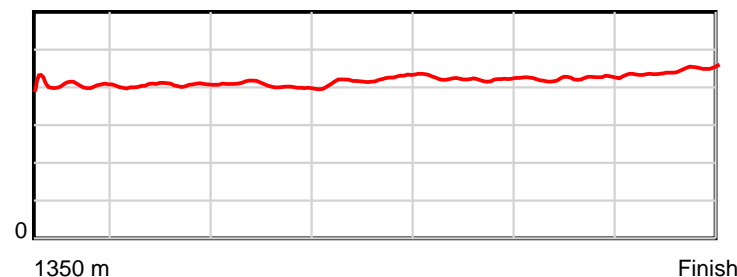
August 23, 2014, Race 3, 3UP MDN-SW, Distance 1350m, Spreyton - Offset 0m

Result	TAB no.	Horse (Barrier)	1350 to	1200m to	1000m to	800m to	600m to	400m to	200m to	Total or	Margin
7th	7	Eternal Dream (10)	1200m	1000m	800m	600m	400m	200m	WP	Average	
		Position in running (margin)	-	6(1.7)	4(0.6)	1(0.0)	1(0.0)	2(0.4)	2(0.0)		5.20
		Sectional time (s)	11.64	11.50	10.97	11.82	12.48	12.31	13.57		
		Cumulative time (s)	84.28	72.64	61.15	50.17	38.36	25.88	13.57	1:24.28	
		Speed (m/s)	12.88	17.39	18.23	16.92	16.03	16.25	14.74	16.02	
		Stride length (m)	5.39	7.02	7.35	7.16	6.77	6.88	6.56	6.73	
		Stride duration (s)	0.405	0.404	0.403	0.423	0.422	0.424	0.445	0.420	
		Stride efficiency (%)	45.47	77.08	84.31	80.03	71.57	74.00	67.21	70.79	
		Stride count	27.81	28.48	27.23	27.95	29.55	29.06	30.50	200.58	

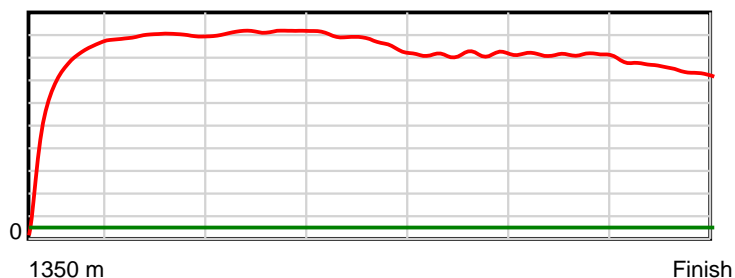
10 m Stride length



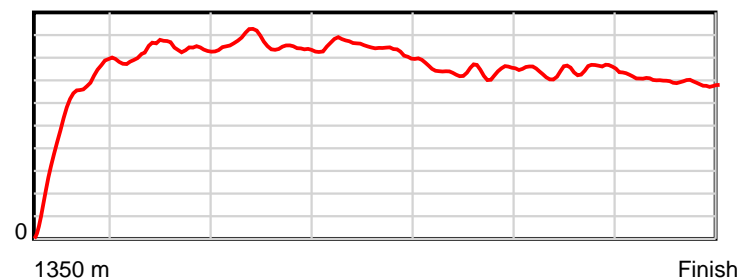
0.6 s Stride duration



20 m/sec Speed



100 % Stride efficiency



Note: Horizontal distance axis grid lines are 200m furlongs.

Disclaimer.

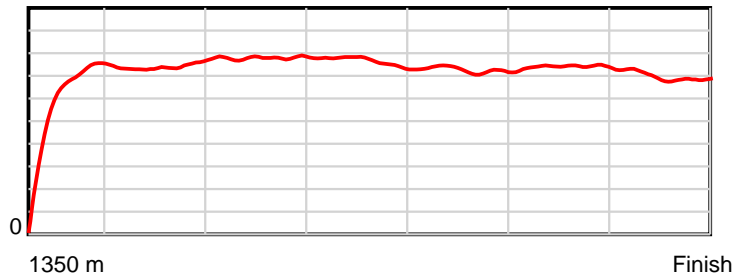
Tasracing Pty Ltd and Thoroughbred Ratings Pty Ltd accepts no responsibility for the completeness or accuracy of any of the information contained herein, and makes no representations about its suitability for any particular purpose. Users should make their own judgements about those matters and/or seek independent advice. You assume all risks associated with use of the data provided on this page.

Race Results

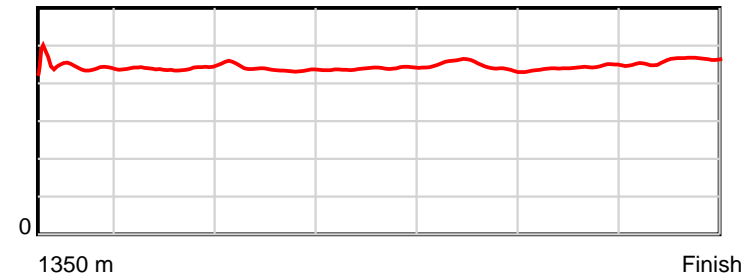
August 23, 2014, Race 3, 3UP MDN-SW, Distance 1350m, Spreyton - Offset 0m

Result	TAB no.	Horse (Barrier)	1350 to	1200m to	1000m to	800m to	600m to	400m to	200m to	Total or	Margin
8th	8	Little Sheeka (3)	1200m	1000m	800m	600m	400m	200m	WP	Average	
		Position in running (margin)	-	4(0.9)	6(2.5)	6(3.6)	7(3.4)	7(3.0)	6(1.3)		6.20
		Sectional time (s)	11.35	11.94	11.27	11.77	12.35	12.10	13.68		
		Cumulative time (s)	84.47	73.12	61.18	49.90	38.13	25.78	13.68	1:24.47	
		Speed (m/s)	13.21	16.75	17.75	16.99	16.19	16.53	14.62	15.98	
		Stride length (m)	5.84	7.36	7.79	7.46	7.23	7.32	6.74	7.11	
		Stride duration (s)	0.439	0.439	0.439	0.439	0.446	0.443	0.461	0.445	
		Stride efficiency (%)	53.38	84.67	94.84	86.94	81.68	83.75	70.90	78.91	
		Stride count	25.66	27.17	25.67	26.81	27.66	27.32	29.69	189.98	

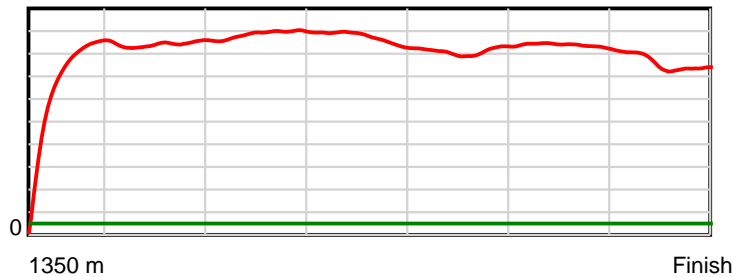
10 m Stride length



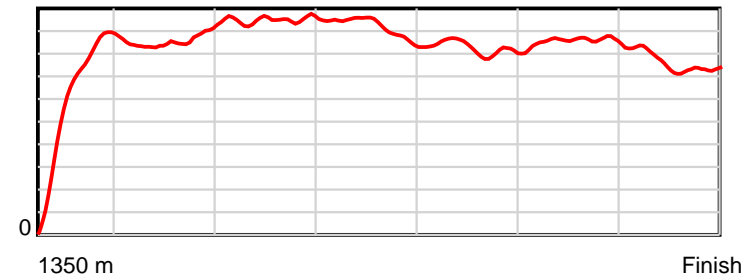
0.6 s Stride duration



20 m/sec Speed



100 % Stride efficiency



Note: Horizontal distance axis grid lines are 200m furlongs.

Disclaimer.

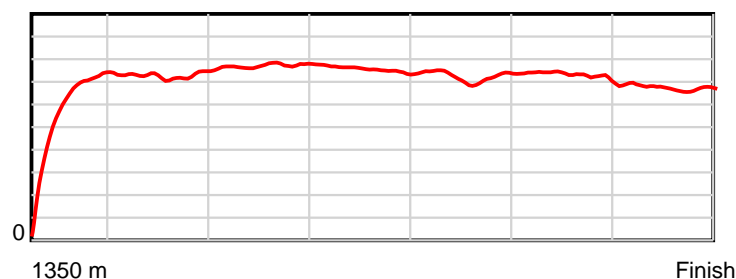
Tasracing Pty Ltd and Thoroughbred Ratings Pty Ltd accepts no responsibility for the completeness or accuracy of any of the information contained herein, and makes no representations about its suitability for any particular purpose. Users should make their own judgements about those matters and/or seek independent advice. You assume all risks associated with use of the data provided on this page.

Race Results

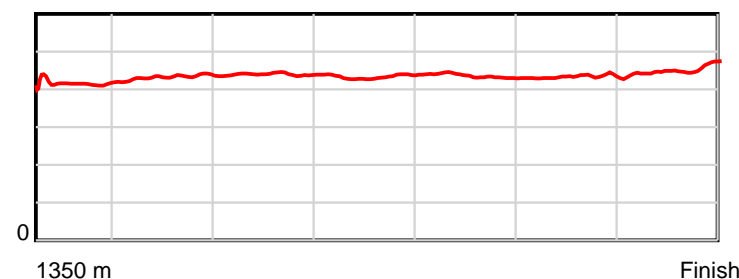
August 23, 2014, Race 3, 3UP MDN-SW, Distance 1350m, Spreyton - Offset 0m

Result	TAB no.	Horse (Barrier)	1350 to	1200m to	1000m to	800m to	600m to	400m to	200m to	Total or	Margin
9th	6	Buzz Catcher (2)	1200m	1000m	800m	600m	400m	200m	WP	Average	
		Position in running (margin)	-	7(2.8)	7(3.2)	8(4.9)	8(4.2)	8(4.1)	8(3.0)		8.70
		Sectional time (s)	11.94	11.75	11.37	11.70	12.39	12.19	13.61		
		Cumulative time (s)	84.95	73.01	61.26	49.89	38.19	25.80	13.61	1:24.95	
		Speed (m/s)	12.56	17.02	17.59	17.09	16.14	16.41	14.70	15.89	
		Stride length (m)	5.28	7.35	7.71	7.40	7.03	7.09	6.67	6.91	
		Stride duration (s)	0.412	0.432	0.439	0.433	0.435	0.432	0.454	0.435	
		Stride efficiency (%)	43.60	84.37	92.95	85.62	77.19	78.46	69.52	74.72	
		Stride count	28.40	27.22	25.93	27.02	28.46	28.22	29.98	195.23	

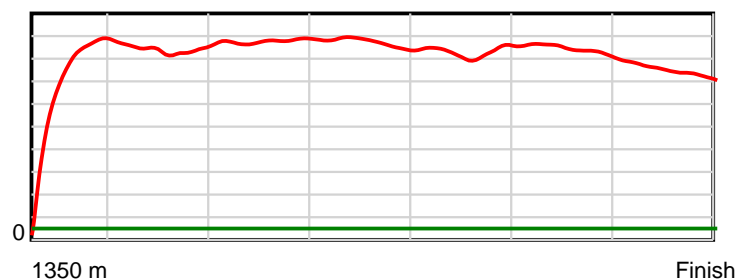
10 m Stride length



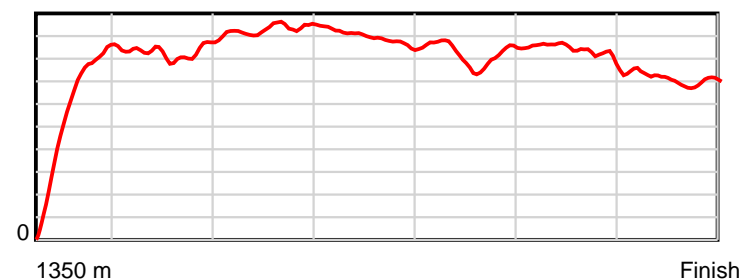
0.6 s Stride duration



20 m/sec Speed



100 % Stride efficiency



Note: Horizontal distance axis grid lines are 200m furlongs.

Disclaimer.

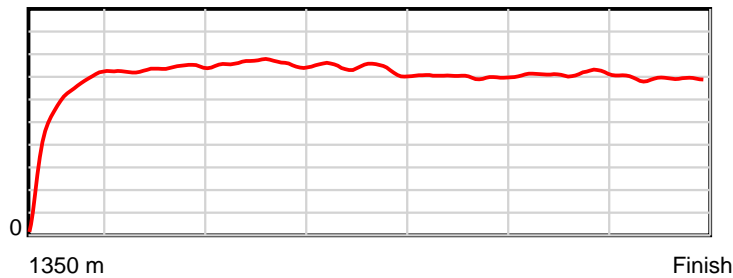
Tasracing Pty Ltd and Thoroughbred Ratings Pty Ltd accepts no responsibility for the completeness or accuracy of any of the information contained herein, and makes no representations about its suitability for any particular purpose. Users should make their own judgements about those matters and/or seek independent advice. You assume all risks associated with use of the data provided on this page.

Race Results

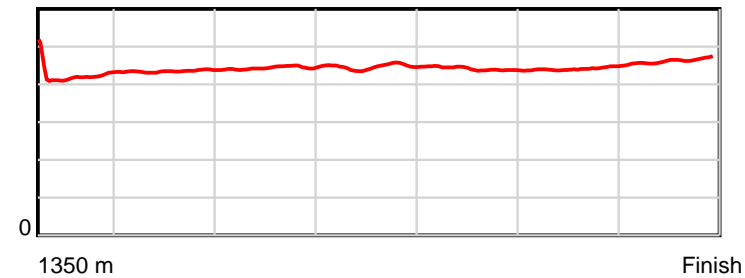
August 23, 2014, Race 3, 3UP MDN-SW, Distance 1350m, Spreyton - Offset 0m

Result	TAB no.	Horse (Barrier)	1350 to	1200m to	1000m to	800m to	600m to	400m to	200m to	Total or	Margin
10th	2	Geegees Big Bu... (5)	1200m	1000m	800m	600m	400m	200m	WP	Average	
		Position in running (margin)	-	9(3.5)	10(5.9)	10(8.3)	10(10.4)	10(12.3)	10(10.5)		13.80
		Sectional time (s)	12.15	12.07	11.49	12.15	12.74	12.07	13.28		
		Cumulative time (s)	85.95	73.80	61.73	50.24	38.09	25.35	13.28	1:25.95	
		Speed (m/s)	12.35	16.57	17.41	16.46	15.70	16.57	15.06	15.71	
		Stride length (m)	5.60	7.20	7.73	7.35	6.92	7.32	6.99	7.01	
		Stride duration (s)	0.431	0.435	0.444	0.447	0.441	0.442	0.464	0.446	
		Stride efficiency (%)	49.03	81.08	93.29	84.42	74.90	83.62	76.28	76.86	
		Stride count	26.78	27.76	25.88	27.21	28.89	27.34	28.63	192.49	

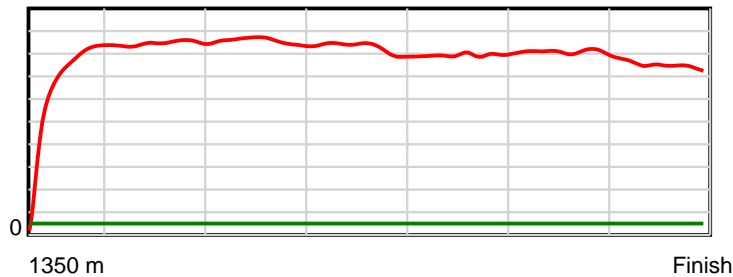
10 m Stride length



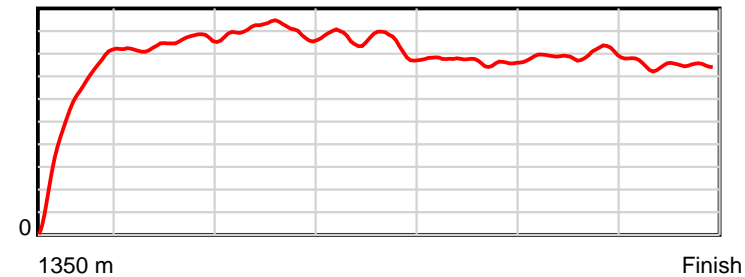
0.6 s Stride duration



20 m/sec Speed



100 % Stride efficiency



Note: Horizontal distance axis grid lines are 200m furlongs.

Disclaimer.

Tasracing Pty Ltd and Thoroughbred Ratings Pty Ltd accepts no responsibility for the completeness or accuracy of any of the information contained herein, and makes no representations about its suitability for any particular purpose. Users should make their own judgements about those matters and/or seek independent advice. You assume all risks associated with use of the data provided on this page.