

Disclaimer: Tasracing Pty Ltd accepts no responsibility for the completeness or accuracy of any of the information contained herein, and makes no representations about its suitability for any particular purpose. Users should make their own judgements about those matters and/or seek independent advice. You assume all risks associated with use of the data provided on this page.
 Copyright Tasracing 2014. Not to be reproduced or distributed without permission.



Greyhound Early Speed Maps

Launceston 15 September 2014

Tasracing's Greyhound Early Speed Maps identify greyhounds who have run their first sectionals the fastest on average over all previous starts providing an indication of future performance. The longer horizontal bars represent faster starters.

BFS@Box - Indicates the greyhound has recorded its fastest first split time from this box, and the number of times it has started in this box number.

BFS - Best First Split.

Av FS - Average First Split

Race 3	Grade: Juvenile	Dist: 278				
Box	Name	BFS@Box	BFS	Av FS	Starts at this track/dist	Early Speed Map
1	SPARCIA					
2	NIGHT FUSION					
3	REALITY CHIEF					
4	SHANLYN BETTY					
5	SWEET VIC		5.19	5.19	1	
6	CLASSIC CHONG					
7	SCRUBBY NICHOLS					
8	OLIVIAS DREAM					



Disclaimer: Tasracing Pty Ltd accepts no responsibility for the completeness or accuracy of any of the information contained herein, and makes no representations about its suitability for any particular purpose. Users should make their own judgements about those matters and/or seek independent advice. You assume all risks associated with use of the data provided on this page.
 Copyright Tasracing 2014. Not to be reproduced or distributed without permission.



Greyhound Early Speed Maps

Launceston 15 September 2014

Tasracing's Greyhound Early Speed Maps identify greyhounds who have run their first sectionals the fastest on average over all previous starts providing an indication of future performance. The longer horizontal bars represent faster starters.

BFS@Box - Indicates the greyhound has recorded its fastest first split time from this box, and the number of times it has started in this box number.

BFS - Best First Split.

Av FS - Average First Split

Race 4	Grade: Grade 5	Dist: 278					
Box	Name	BFS@Box	BFS	Av FS	Starts at this track/dist	Early Speed Map	
1	SCOUSEROO		5.04	5.11	6		
2	PA GLASS						
3	BRITOMARTIS	5.05 (1)	5.02	5.07	4		
4	SUPER LOUD	5. (4)	5	5.11	6		
5	CAHILTY	5.28 (1)	5.06	5.15	9		
6	BLACK DIGNITY	5.07 (4)	5.06	5.17	9		
7	TAKE UP TRACEY	5.22 (1)	5.07	5.18	6		
8	OH JOY	4.93 (1)	4.93	5.03	2		

9	IMY GALORE		5.26	5.26	1	
10	ROSE GOLD		5.06	5.08	2	

Disclaimer: Tasracing Pty Ltd accepts no responsibility for the completeness or accuracy of any of the information contained herein, and makes no representations about its suitability for any particular purpose. Users should make their own judgements about those matters and/or seek independent advice. You assume all risks associated with use of the data provided on this page.
Copyright Tasracing 2014. Not to be reproduced or distributed without permission.



Greyhound Early Speed Maps








Launceston 15 September 2014



Tasracing's Greyhound Early Speed Maps identify greyhounds who have run their first sectionals the fastest on average over all previous starts providing an indication of future performance. The longer horizontal bars represent faster starters.

BFS@Box - Indicates the greyhound has recorded its fastest first split time from this box, and the number of times it has started in this box number.

BFS - Best First Split.

Av FS - Average First Split

Race 5	Grade: Grade 5	Dist: 515				
Box	Name	BFS@Box	BFS	Av FS	Starts at this track/dist	Early Speed Map
1	LITTLE SPIN	5.11 (1)	5.08	5.16	10	
2	IDLE BYE	5.25 (1)	5.25	5.33	7	
3	PEDROS VINEYARD		5.22	5.25	2	
4	HELLYEAH EVAN	5.13 (1)	5.13	5.24	9	
5	THERMAL EXPANSE		5.16	5.29	9	
6	BRONTES BOLT	5.3 (1)	5.3	5.35	5	
7	HOLD ON COUPE	5.24 (1)	5.08	5.19	12	

8	TOMMY PINCH		5.18	5.21	3	
9	BIG JACK JUNIOR		5.18	5.25	3	

Disclaimer: Tasracing Pty Ltd accepts no responsibility for the completeness or accuracy of any of the information contained herein, and makes no representations about its suitability for any particular purpose. Users should make their own judgements about those matters and/or seek independent advice. You assume all risks associated with use of the data provided on this page.
Copyright Tasracing 2014. Not to be reproduced or distributed without permission.



Greyhound Early Speed Maps







Launceston 15 September 2014

Tasracing's Greyhound Early Speed Maps identify greyhounds who have run their first sectionals the fastest on average over all previous starts providing an indication of future performance. The longer horizontal bars represent faster starters.

BFS@Box - Indicates the greyhound has recorded its fastest first split time from this box, and the number of times it has started in this box number.

BFS - Best First Split.

Av FS - Average First Split

Race 6	Grade: Final	Dist: 515					
Box	Name	BFS@Box	BFS	Av FS	Starts at this track/dist	Early Speed Map	
1	PIPSTAR	5.01 (3)	5	5.1	18		
2	IRELANDS FORCE	5.2 (1)	5.13	5.2	8		
3	HANNAH BODEN		5	5.14	5		
4	SURFS UP NOVA		5.17	5.22	3		
5	THAT WAS THEN		5.06	5.14	6		
6	CHAMPAGNE BOUND	5.29 (1)	5.17	5.23	3		

7	WEE FIRE	5.14 (1)	5	5.09	7	
8	HIGH SIERRA	5.1 (2)	5.08	5.19	14	
9	SHES ALL CLASS		4.92	5.05	18	
10	WYNBURN LOCO		5	5.15	9	

Disclaimer: Tasracing Pty Ltd accepts no responsibility for the completeness or accuracy of any of the information contained herein, and makes no representations about its suitability for any particular purpose. Users should make their own judgements about those matters and/or seek independent advice. You assume all risks associated with use of the data provided on this page. Copyright Tasracing 2014. Not to be reproduced or distributed without permission.



Greyhound Early Speed Maps






Launceston 15 September 2014




Tasracing's Greyhound Early Speed Maps identify greyhounds who have run their first sectionals the fastest on average over all previous starts providing an indication of future performance. The longer horizontal bars represent faster starters.

BFS@Box - Indicates the greyhound has recorded its fastest first split time from this box, and the number of times it has started in this box number.

BFS - Best First Split.

Av FS - Average First Split

Race 7	Grade: Invitation	Dist: 515					
Box	Name	BFS@Box	BFS	Av FS	Starts at this track/dist	Early Speed Map	
1	GOOD ODDS DEMON	5.16 (1)	5.16	5.2	3		
2	SHES ALL CLASS	4.92 (5)	4.92	5.05	18		
3	WINKLEA BENT	5.28 (3)	5.14	5.24	19		
4	ROCKVEL		5.05	5.1	7		
5	KALAWAY ERNIE	5.11 (2)	5.11	5.22	15		

6	POINT MADE	5.3 (1)	5.15	5.22	7	
7	BLACK RIP		5.01	5.04	9	
8	PART TIME PETE	5.4 (1)	5.19	5.34	27	

Disclaimer: Tasracing Pty Ltd accepts no responsibility for the completeness or accuracy of any of the information contained herein, and makes no representations about its suitability for any particular purpose. Users should make their own judgements about those matters and/or seek independent advice. You assume all risks associated with use of the data provided on this page.
Copyright Tasracing 2014. Not to be reproduced or distributed without permission.



Greyhound Early Speed Maps





Launceston 15 September 2014

Tasracing's Greyhound Early Speed Maps identify greyhounds who have run their first sectionals the fastest on average over all previous starts providing an indication of future performance. The longer horizontal bars represent faster starters.

BFS@Box - Indicates the greyhound has recorded its fastest first split time from this box, and the number of times it has started in this box number.

BFS - Best First Split.

Av FS - Average First Split

Race 8	Grade: Grade 4	Dist: 515					
Box	Name	BFS@Box	BFS	Av FS	Starts at this track/dist	Early Speed Map	
1	GREAT TAYLORS	5.11 (1)	5.11	5.21	9		
2	GOLDEN SAGE	5.25 (2)	5.14	5.27	16		
3	WINKLEA ROSE	5.18 (1)	5.13	5.24	14		
4	CLASSIC SPENCE	5.16 (2)	5.01	5.2	19		

5	MUMFORDS SON	5.24 (1)	5.18	5.25	13	
6	ALVIN BENZ		5.22	5.28	6	
7	JADIE BEAR		5.17	5.23	2	
8	LITTLE MISS TAKE	5.15 (4)	5.08	5.17	18	
9	CAMDALE LUKE		5.07	5.16	27	

Disclaimer: Tasracing Pty Ltd accepts no responsibility for the completeness or accuracy of any of the information contained herein, and makes no representations about its suitability for any particular purpose. Users should make their own judgements about those matters and/or seek independent advice. You assume all risks associated with use of the data provided on this page.

Copyright Tasracing 2014. Not to be reproduced or distributed without permission.



Greyhound Early Speed Maps




Launceston 15 September 2014







Tasracing's Greyhound Early Speed Maps identify greyhounds who have run their first sectionals the fastest on average over all previous starts providing an indication of future performance. The longer horizontal bars represent faster starters.

BFS@Box - Indicates the greyhound has recorded its fastest first split time from this box, and the number of times it has started in this box number.

BFS - Best First Split.

Av FS - Average First Split

Race 9	Grade: Mixed 4/5	Dist: 515				
Box	Name	BFS@Box	BFS	Av FS	Starts at this track/dist	Early Speed Map
1	WINKLEA CHARLIE	5.36 (1)	5.14	5.25	10	
2	BAG OF SPICE	5.26 (2)	5.2	5.26	15	
3	WINKLEE VENUS	5.12 (5)	5.1	5.21	22	

4	YOU MAKE ME					
5	OHANA		5.27	5.29	3	
6	HELLYEAH OLIVER	5.39 (4)	5.2	5.39	51	
7	GET UP ALVIN	5.25 (1)	5.15	5.21	15	
8	WYNBURN CHARM	5.25 (1)	5.2	5.26	8	
9	CAMDALE LUKE		5.07	5.16	27	
10	BIG JACK JUNIOR		5.18	5.25	3	

Disclaimer: Tasracing Pty Ltd accepts no responsibility for the completeness or accuracy of any of the information contained herein, and makes no representations about its suitability for any particular purpose. Users should make their own judgements about those matters and/or seek independent advice. You assume all risks associated with use of the data provided on this page.
Copyright Tasracing 2014. Not to be reproduced or distributed without permission.



Greyhound Early Speed Maps



Launceston 15 September 2014







Tasracing's Greyhound Early Speed Maps identify greyhounds who have run their first sectionals the fastest on average over all previous starts providing an indication of future performance. The longer horizontal bars represent faster starters.

BFS@Box - Indicates the greyhound has recorded its fastest first split time from this box, and the number of times it has started in this box number.

BFS - Best First Split.

Av FS - Average First Split

Race 10	Grade: Grade 5	Dist: 515				
Box	Name	BFS@Box	BFS	Av FS	Starts at this track/dist	Early Speed Map
1	BLUE SLUGGER	5.42 (1)	5.13	5.25	3	
2	COLONEL CAIN		5.22	5.3	2	

3	WYNBURN CHAOS	5.26 (1)	5.17	5.26	9	
4	SNOW LANE	5.42 (1)	5.35	5.38	3	
5	DEVOCEAN	5.2 (1)	5.19	5.22	4	
6	CHILLIWACK		5.1	5.2	12	
7	DONT PINCH	5.24 (1)	5.24	5.26	2	
8	LASHING POLLY					
9	BIG JACK JUNIOR		5.18	5.25	3	

Disclaimer: Tasracing Pty Ltd accepts no responsibility for the completeness or accuracy of any of the information contained herein, and makes no representations about its suitability for any particular purpose. Users should make their own judgements about those matters and/or seek independent advice. You assume all risks associated with use of the data provided on this page.
 Copyright Tasracing 2014. Not to be reproduced or distributed without permission.
