



Greyhound Early Speed Maps

Devonport 16 September 2014

Tasracing's Greyhound Early Speed Maps identify greyhounds who have run their first sectionals the fastest on average over all previous starts providing an indication of future performance. The longer horizontal bars represent faster starters.

BFS@Box - Indicates the greyhound has recorded its fastest first split time from this box, and the number of times it has started in this box number.

BFS - Best First Split.

Av FS - Average First Split

Race 1	Grade: Juvenile	Dist: 452					
Box	Name	BFS@Box	BFS	Av FS	Starts at this track/dist	Early Speed Map	
1	SILVER PIERRE						
2	TEEMAC		5.98	6.07	2		
3	SPEED OF RHINO		6.22	6.22	1		
4	EN KAY GEE		6.17	6.17	1		
5	ANTIVIST		6.06	6.15	7		
6	ARNHEM ROGUE						
7	BUCKLE UP ZEUS		6.1	6.18	3		
8	RORY MAC						
9	BEIJING RULER		6.24	6.24	1		
10	WINKLEE HAWK		6.3	6.3	1		

The splits reported for Devonport are taken at 84 metres for the 452 start and 58 metres for the 580 start. These distances differ to the splits shown on the map of the Devonport Track which indicate the splits utilised in the official race results.

Disclaimer: Tasracing Pty Ltd accepts no responsibility for the completeness or accuracy of any of the information contained herein, and makes no representations about its suitability for any particular purpose. Users should make their own judgements about those matters and/or seek independent advice. You assume all risks associated with use of the data provided on this page.

Copyright Tasracing 2014. Not to be reproduced or distributed without permission.



Greyhound Early Speed Maps

Devonport 16 September 2014

Tasracing's Greyhound Early Speed Maps identify greyhounds who have run their first sectionals the fastest on average over all previous starts providing an indication of future performance. The longer horizontal bars represent faster starters.

BFS@Box - Indicates the greyhound has recorded its fastest first split time from this box, and the number of times it has started in this box number.

BFS - Best First Split.

Av FS - Average First Split

Race 2	Grade: Juvenile	Dist: 452					
Box	Name	BFS@Box	BFS	Av FS	Starts at this track/dist	Early Speed Map	
1	DOUBLE BOGEY						
2	SMICHOLS						
3	GLADIS GRICE		6.16	6.28	4		
4	ARNHEN VILLAIN						
5	BUCKLE UP ROCCO		6.22	6.22	1		
6	NITRO SWINGER						
7	AEROPLANE DARCY						
8	MANDY CHARM						
9	WINKLEE TIP		6.25	6.25	1		
10	COLLEGE DROPOUT		6.42	6.42	1		

The splits reported for Devonport are taken at 84 metres for the 452 start and 58 metres for the 580 start. These distances differ to the splits shown on the map of the Devonport Track which indicate the splits utilised in the official race results.

Disclaimer: Tasracing Pty Ltd accepts no responsibility for the completeness or accuracy of any of the information contained herein, and makes no representations about its suitability for any particular purpose. Users should make their own judgements about those matters and/or seek independent advice. You assume all risks associated with use of the data provided on this page.

Copyright Tasracing 2014. Not to be reproduced or distributed without permission.



Greyhound Early Speed Maps

Devonport 16 September 2014

Tasracing's Greyhound Early Speed Maps identify greyhounds who have run their first sectionals the fastest on average over all previous starts providing an indication of future performance. The longer horizontal bars represent faster starters.

BFS@Box - Indicates the greyhound has recorded its fastest first split time from this box, and the number of times it has started in this box number.

BFS - Best First Split.

Av FS - Average First Split

Race 3	Grade: Juvenile	Dist: 452					
Box	Name	BFS@Box	BFS	Av FS	Starts at this track/dist	Early Speed Map	
1	NEILINA						
2	TAX TOY						
3	BUCKLE UP JORDY		6.05	6.14	9		
4	ST. BAZIL						
5	ADAMS JIMMY						
6	NOBLE MAGIC		6.2	6.2	1		
7	DEMI CALI						
8	EAGLE ON NINE						
9	SIMPLY SPOILT		6.22	6.22	1		

10	CLASSIC JOEL		6.2	6.26	6	
----	--------------	--	-----	------	---	---

The splits reported for Devonport are taken at 84 metres for the 452 start and 58 metres for the 580 start. These distances differ to the splits shown on the map of the Devonport Track which indicate the splits utilised in the official race results.

Disclaimer: Tasracing Pty Ltd accepts no responsibility for the completeness or accuracy of any of the information contained herein, and makes no representations about its suitability for any particular purpose. Users should make their own judgements about those matters and/or seek independent advice. You assume all risks associated with use of the data provided on this page.

Copyright Tasracing 2014. Not to be reproduced or distributed without permission.



Greyhound Early Speed Maps






Devonport 16 September 2014

Tasracing's Greyhound Early Speed Maps identify greyhounds who have run their first sectionals the fastest on average over all previous starts providing an indication of future performance. The longer horizontal bars represent faster starters.

BFS@Box - Indicates the greyhound has recorded its fastest first split time from this box, and the number of times it has started in this box number.

BFS - Best First Split.

Av FS - Average First Split

Race 4	Grade: Maiden	Dist: 452					
Box	Name	BFS@Box	BFS	Av FS	Starts at this track/dist	Early Speed Map	
1	MR. FENCER						
2	COCONUT GIRL						
3	TOPLINE TORNADO	6.01 (2)	5.92	6.15	10		
4	IDITAROD		6.35	6.36	2		
5	WESTERN VIKING						
6	FERARO ELI		6.22	6.22	1		
7	NIGHT KEEPER		6.06	6.09	5		
8	VERNAS BOY	6.13 (1)	6.13	6.15	2		

9	WEST COAST MISS	6.13	6.21	7	
10	JESTERS GIRL	6.123	6.2	3	

The splits reported for Devonport are taken at 84 metres for the 452 start and 58 metres for the 580 start. These distances differ to the splits shown on the map of the Devonport Track which indicate the splits utilised in the official race results.

Disclaimer: Tasracing Pty Ltd accepts no responsibility for the completeness or accuracy of any of the information contained herein, and makes no representations about its suitability for any particular purpose. Users should make their own judgements about those matters and/or seek independent advice. You assume all risks associated with use of the data provided on this page.
Copyright Tasracing 2014. Not to be reproduced or distributed without permission.



Greyhound Early Speed Maps








Devonport 16 September 2014



Tasracing's Greyhound Early Speed Maps identify greyhounds who have run their first sectionals the fastest on average over all previous starts providing an indication of future performance. The longer horizontal bars represent faster starters.

BFS@Box - Indicates the greyhound has recorded its fastest first split time from this box, and the number of times it has started in this box number.

BFS - Best First Split.

Av FS - Average First Split

Race 5	Grade: Grade 5	Dist: 452					
Box	Name	BFS@Box	BFS	Av FS	Starts at this track/dist	Early Speed Map	
1	MINNIE MOGUL	5.91 (1)	5.91	6.1	11		
2	COSMIC RAY	6.16 (6)	6	6.23	54		
3	ALASKAN PRINCE	6.22 (1)	6.12	6.22	7		
4	CANUCK		6.1	6.22	5		
5	BIG TSONGA	6.1 (6)	6	6.2	24		
6	CRYSTAL INNINGS	5.88 (1)	5.88	5.99	6		
7	SO MANY TIMES		5.96	6.07	4		

8	GO BETTY GO					
9	WINKLEA JONNO		6.1	6.29	18	
10	BENZEMA		6.12	6.27	11	

The splits reported for Devonport are taken at 84 metres for the 452 start and 58 metres for the 580 start. These distances differ to the splits shown on the map of the Devonport Track which indicate the splits utilised in the official race results.

Disclaimer: Tasracing Pty Ltd accepts no responsibility for the completeness or accuracy of any of the information contained herein, and makes no representations about its suitability for any particular purpose. Users should make their own judgements about those matters and/or seek independent advice. You assume all risks associated with use of the data provided on this page.
Copyright Tasracing 2014. Not to be reproduced or distributed without permission.



Greyhound Early Speed Maps







Devonport 16 September 2014




Tasracing's Greyhound Early Speed Maps identify greyhounds who have run their first sectionals the fastest on average over all previous starts providing an indication of future performance. The longer horizontal bars represent faster starters.

BFS@Box - Indicates the greyhound has recorded its fastest first split time from this box, and the number of times it has started in this box number.

BFS - Best First Split.

Av FS - Average First Split

Race 6	Grade: Grade 4	Dist: 452					
Box	Name	BFS@Box	BFS	Av FS	Starts at this track/dist	Early Speed Map	
1	HONEST TO ROD		5.82	6	12		
2	HELLO SCOTT	6.09 (1)	6.08	6.17	13		
3	HELLYEAH TANGLES	6.02 (4)	5.96	6.08	29		
4	GOOD QUESTION	6.13 (1)	6.13	6.17	2		
5	CLASS BARBIE	6.16 (1)	6.06	6.18	6		
6	BEAUTIFUL BELLA	6.25 (1)	6.08	6.17	11		

7	BAILEYS COMET	6.07 (1)	6.06	6.17	11	
8	NICKNAC NORRIS	6.35 (2)	6.15	6.28	14	
9	BELLWETHER		6.02	6.17	14	
10	BUDDY GOOD BOY		6.05	6.2	5	

The splits reported for Devonport are taken at 84 metres for the 452 start and 58 metres for the 580 start. These distances differ to the splits shown on the map of the Devonport Track which indicate the splits utilised in the official race results.

Disclaimer: Tasracing Pty Ltd accepts no responsibility for the completeness or accuracy of any of the information contained herein, and makes no representations about its suitability for any particular purpose. Users should make their own judgements about those matters and/or seek independent advice. You assume all risks associated with use of the data provided on this page.

Copyright Tasracing 2014. Not to be reproduced or distributed without permission.



Greyhound Early Speed Maps






Devonport 16 September 2014






Tasracing's Greyhound Early Speed Maps identify greyhounds who have run their first sectionals the fastest on average over all previous starts providing an indication of future performance. The longer horizontal bars represent faster starters.

BFS@Box - Indicates the greyhound has recorded its fastest first split time from this box, and the number of times it has started in this box number.

BFS - Best First Split.

Av FS - Average First Split

Race 7	Grade: Invitation	Dist: 452					
Box	Name	BFS@Box	BFS	Av FS	Starts at this track/dist	Early Speed Map	
1	QUICK ADVANCE	5.99 (5)	5.88	6.11	32		
2	REVELATOR		5.98	6.04	4		
3	KING NITRO	5.89 (3)	5.89	5.98	6		
4	CAMDALE LUKE	6.1 (6)	6	6.14	54		
5	HELLO BENNY		6.05	6.18	13		

6	ARNOLD BIBBY	6.2 (2)	6	6.18	22	
7	ROXY RHYTHM	5.96 (3)	5.95	6.13	25	
8	FLASH INNINGS	5.9 (3)	5.89	5.98	19	
9	ULTRA WHITE		6	6.13	19	
10	PROVEN FANTASY		5.86	6.1	22	

The splits reported for Devonport are taken at 84 metres for the 452 start and 58 metres for the 580 start. These distances differ to the splits shown on the map of the Devonport Track which indicate the splits utilised in the official race results.

Disclaimer: Tasracing Pty Ltd accepts no responsibility for the completeness or accuracy of any of the information contained herein, and makes no representations about its suitability for any particular purpose. Users should make their own judgements about those matters and/or seek independent advice. You assume all risks associated with use of the data provided on this page.

Copyright Tasracing 2014. Not to be reproduced or distributed without permission.



Greyhound Early Speed Maps





Devonport 16 September 2014





Tasracing's Greyhound Early Speed Maps identify greyhounds who have run their first sectionals the fastest on average over all previous starts providing an indication of future performance. The longer horizontal bars represent faster starters.

BFS@Box - Indicates the greyhound has recorded its fastest first split time from this box, and the number of times it has started in this box number.

BFS - Best First Split.

Av FS - Average First Split

Race 8	Grade: Grade 5	Dist: 452					
Box	Name	BFS@Box	BFS	Av FS	Starts at this track/dist	Early Speed Map	
1	RED FANG		6.17	6.22	2		
2	DOUBLE CHANCE	6.2 (1)	6.17	6.22	6		
3	AMAZING HARRY	6. (3)	6	6.15	12		
4	TAYS INTENTION	6.25 (1)	5.94	6.11	4		

5	SUPER FUNDS	6.15 (2)	6.07	6.17	15	
6	PRINCE NITRO					
7	RUNNING MONEY	6.22 (2)	6.2	6.25	7	
8	KILTYS FLYER		6.34	6.34	1	
9	WARATAH BOY		6.14	6.25	15	
10	TRUDELS		6.2	6.3	12	

The splits reported for Devonport are taken at 84 metres for the 452 start and 58 metres for the 580 start. These distances differ to the splits shown on the map of the Devonport Track which indicate the splits utilised in the official race results.

Disclaimer: Tasracing Pty Ltd accepts no responsibility for the completeness or accuracy of any of the information contained herein, and makes no representations about its suitability for any particular purpose. Users should make their own judgements about those matters and/or seek independent advice. You assume all risks associated with use of the data provided on this page.

Copyright Tasracing 2014. Not to be reproduced or distributed without permission.



Greyhound Early Speed Maps




Devonport 16 September 2014


Tasracing's Greyhound Early Speed Maps identify greyhounds who have run their first sectionals the fastest on average over all previous starts providing an indication of future performance. The longer horizontal bars represent faster starters.

BFS@Box - Indicates the greyhound has recorded its fastest first split time from this box, and the number of times it has started in this box number.

BFS - Best First Split.

Av FS - Average First Split

Race 9	Grade: Grade 4	Dist: 452				
Box	Name	BFS@Box	BFS	Av FS	Starts at this track/dist	Early Speed Map
1	JULIA FLYS		5.96	6.08	10	
2	LOU JAMES		6.2	6.37	9	
3	MOTLOP MAGIC		6.06	6.13	2	

4	MOLLY MONROE					
5	OSCAR RALPH	6.15 (4)	6.08	6.21	15	
6	NADASTROM	6.16 (1)	6.08	6.13	4	
7	SIR BUDDY	6.25 (2)	5.97	6.18	10	
8	LOVING LUCY	6.3 (1)	5.88	6.23	12	
9	STEELOS MAGIC		6.05	6.15	9	
10	PRINCESS GEMINI					

The splits reported for Devonport are taken at 84 metres for the 452 start and 58 metres for the 580 start. These distances differ to the splits shown on the map of the Devonport Track which indicate the splits utilised in the official race results.

Disclaimer: Tasracing Pty Ltd accepts no responsibility for the completeness or accuracy of any of the information contained herein, and makes no representations about its suitability for any particular purpose. Users should make their own judgements about those matters and/or seek independent advice. You assume all risks associated with use of the data provided on this page.

Copyright Tasracing 2014. Not to be reproduced or distributed without permission.



Greyhound Early Speed Maps


Devonport 16 September 2014






Tasracing's Greyhound Early Speed Maps identify greyhounds who have run their first sectionals the fastest on average over all previous starts providing an indication of future performance. The longer horizontal bars represent faster starters.

BFS@Box - Indicates the greyhound has recorded its fastest first split time from this box, and the number of times it has started in this box number.

BFS - Best First Split.

Av FS - Average First Split

Race 10	Grade: Maiden	Dist: 452				
Box	Name	BFS@Box	BFS	Av FS	Starts at this track/dist	Early Speed Map
1	RUBY BAILEY		6.22	6.26	2	
2	SEABROOKE					

3	CAPETOWN ADVICE	6.3 (1)	6.11	6.22	15	
4	BEEMO		6.3	6.3	1	
5	WINE CLUB					
6	CALLAMAC FENCER					
7	LASHING HOLLY					
8	ARNHEM CHAOS	6.13 (1)	6.05	6.17	11	
9	SWINGING HAMMER		6.22	6.22	1	
10	COBRA BLUE		6.2	6.31	19	

The splits reported for Devonport are taken at 84 metres for the 452 start and 58 metres for the 580 start. These distances differ to the splits shown on the map of the Devonport Track which indicate the splits utilised in the official race results.

Disclaimer: Tasracing Pty Ltd accepts no responsibility for the completeness or accuracy of any of the information contained herein, and makes no representations about its suitability for any particular purpose. Users should make their own judgements about those matters and/or seek independent advice. You assume all risks associated with use of the data provided on this page.

Copyright Tasracing 2014. Not to be reproduced or distributed without permission.



Greyhound Early Speed Maps

Devonport 16 September 2014








Tasracing's Greyhound Early Speed Maps identify greyhounds who have run their first sectionals the fastest on average over all previous starts providing an indication of future performance. The longer horizontal bars represent faster starters.

BFS@Box - Indicates the greyhound has recorded its fastest first split time from this box, and the number of times it has started in this box number.

BFS - Best First Split.

Av FS - Average First Split

Race 11	Grade: Grade 5	Dist: 452				
Box	Name	BFS@Box	BFS	Av FS	Starts at this track/dist	<i>Early Speed Map</i>
1	BALDACCI					

2	CALLAMAC BAZ		6.01	6.09	5	
3	SNORING NORA	6.03 (1)	6.02	6.14	16	
4	LOCKNANE HARRY	6.27 (1)	6.05	6.21	8	
5	DARK SPIDA	6.25 (1)	6.08	6.16	3	
6	CAPTAIN LANE	6.37 (1)	6.2	6.27	4	
7	BUCKLE UP OMNIN		6.21	6.29	8	
8	MOUNTAIN CUZ		6.24	6.32	11	
9	FINE ADVICE		6.14	6.22	10	
10	RAVEN REIGN		6.09	6.15	5	

The splits reported for Devonport are taken at 84 metres for the 452 start and 58 metres for the 580 start. These distances differ to the splits shown on the map of the Devonport Track which indicate the splits utilised in the official race results.

Disclaimer: Tasracing Pty Ltd accepts no responsibility for the completeness or accuracy of any of the information contained herein, and makes no representations about its suitability for any particular purpose. Users should make their own judgements about those matters and/or seek independent advice. You assume all risks associated with use of the data provided on this page.

Copyright Tasracing 2014. Not to be reproduced or distributed without permission.