



# Greyhound Early Speed Maps

Devonport 30 September 2014

Tasracing's Greyhound Early Speed Maps identify greyhounds who have run their first sectionals the fastest on average over all previous starts providing an indication of future performance. The longer horizontal bars represent faster starters.

**BFS@Box** - Indicates the fastest first split time the greyhound has recorded from this box, and the number of times it has started in this box number.

**BFS** - Best First Split.

**Av FS** - Average First Split

Race 1	Grade: Juvenile	Dist: 452					
Box	Name	BFS@Box	BFS	Av FS	Starts at this track/dist	Early Speed Map	
1	SONIC SPRITE						
2	FANTASTIC NIKITA						
3	SPARCIA		6	6	1		
4	BUCKLE UP ZEUS	6.24 (1)	6.1	6.18	5		
5	PRESCRIBE		6.14	6.14	1		
6	BEIJING RULER	6.31 (1)	6.24	6.28	2		
7	DOUBLE BOGEY		6.18	6.18	1		
8	CLASSIC WILLIAM		6.15	6.22	3		
9	NITRO SWINGER		6.26	6.28	2		
10	CLASSIC JUDD		6.22	6.3	6		

The splits reported for Devonport are taken at 84 metres for the 452 start and 58 metres for the 580 start. These distances differ to the splits shown on the map of the Devonport Track which indicate the splits utilised in the official race results.

Disclaimer: Tasracing Pty Ltd accepts no responsibility for the completeness or accuracy of any of the information contained herein, and makes no representations about its suitability for any particular purpose. Users should make their own judgements about those matters and/or seek independent advice. You assume all risks associated with use of the data provided on this page.

Copyright Tasracing 2014. Not to be reproduced or distributed without permission.



# Greyhound Early Speed Maps

Devonport 30 September 2014

Tasracing's Greyhound Early Speed Maps identify greyhounds who have run their first sectionals the fastest on average over all previous starts providing an indication of future performance. The longer horizontal bars represent faster starters.

**BFS@Box** - Indicates the fastest first split time the greyhound has recorded from this box, and the number of times it has started in this box number.

**BFS** - Best First Split.

**Av FS** - Average First Split

Race 2	Grade: Juvenile	Dist: 452					
Box	Name	BFS@Box	BFS	Av FS	Starts at this track/dist	Early Speed Map	
1	BUCKLE UP JORDY	6.05 (4)	6.05	6.15	11		
2	BRENTS CHAMP						
3	SHOTGUN ANNIE						
4	MILLY MAYHEM						
5	MACEYS QUEEN						
6	HURRICANE SHELL		6.18	6.25	3		
7	HALF CENTURY						
8	ARNHEM ROGUE		6.05	6.05	1		
9	NITRO SWINGER		6.26	6.28	2		
10	CLASSIC JUDD		6.22	6.3	6		

The splits reported for Devonport are taken at 84 metres for the 452 start and 58 metres for the 580 start. These distances differ to the splits shown on the map of the Devonport Track which indicate the splits utilised in the official race results.

Disclaimer: Tasracing Pty Ltd accepts no responsibility for the completeness or accuracy of any of the information contained herein, and makes no representations about its suitability for any particular purpose. Users should make their own judgements about those matters and/or seek independent advice. You assume all risks associated with use of the data provided on this page.

Copyright Tasracing 2014. Not to be reproduced or distributed without permission.



# Greyhound Early Speed Maps

Devonport 30 September 2014

Tasracing's Greyhound Early Speed Maps identify greyhounds who have run their first sectionals the fastest on average over all previous starts providing an indication of future performance. The longer horizontal bars represent faster starters.

**BFS@Box** - Indicates the fastest first split time the greyhound has recorded from this box, and the number of times it has started in this box number.

**BFS** - Best First Split.

**Av FS** - Average First Split

Race 3	Grade: Juvenile	Dist: 452					
Box	Name	BFS@Box	BFS	Av FS	Starts at this track/dist	Early Speed Map	
1	CODE BLACK		6.13	6.2	5		
2	TRIPLE CENTRY						
3	BUCKLE UP DUDE		6.24	6.24	1		
4	YEAH RIGHT		6.32	6.32	1		
5	DARK VITO						
6	NOBLE MAGIC	6.08 (1)	6.08	6.14	2		
7	CLASSIC JOEL	6.23 (1)	6.11	6.24	8		
8	MISTER NOBLE						
9	ADAMS JIMMY		6.1	6.1	1		
10	CLASSIC JUDD		6.22	6.3	6		

The splits reported for Devonport are taken at 84 metres for the 452 start and 58 metres for the 580 start. These distances differ to the splits shown on the map of the Devonport Track which indicate the splits utilised in the official race results.

Disclaimer: Tasracing Pty Ltd accepts no responsibility for the completeness or accuracy of any of the information contained herein, and makes no representations about its suitability for any particular purpose. Users should make their own judgements about those matters and/or seek independent advice. You assume all risks associated with use of the data provided on this page.

Copyright Tasracing 2014. Not to be reproduced or distributed without permission.



# Greyhound Early Speed Maps








Devonport 30 September 2014

Tasracing's Greyhound Early Speed Maps identify greyhounds who have run their first sectionals the fastest on average over all previous starts providing an indication of future performance. The longer horizontal bars represent faster starters.

**BFS@Box** - Indicates the fastest first split time the greyhound has recorded from this box, and the number of times it has started in this box number.

**BFS** - Best First Split.

**Av FS** - Average First Split

Race 4	Grade: Mixed 4/5	Dist: 580					
Box	Name	BFS@Box	BFS	Av FS	Starts at this track/dist	Early Speed Map	
1	MISS SOMEBODY						
2	MIDNIGHT BIRD		4.56	4.56	1		
3	COSMIC FIRE		4.4	4.42	2		
4	OPEN BAR	4.4 (2)	4.4	4.42	6		
5	PART TIME PETE	4.5 (1)	4.5	4.52	3		
6	WYNBURN BLAZE		4.44	4.48	3		
7	ALVIN BENZ		4.4	4.46	3		
8	WAREHOUSE MOUSE						
9	LOCKNANE WALLY		4.44	4.44	1		
10							

The splits reported for Devonport are taken at 84 metres for the 452 start and 58 metres for the 580 start. These distances differ to the splits shown on the map of the Devonport Track which indicate the splits utilised in the official race results.

Disclaimer: Tasracing Pty Ltd accepts no responsibility for the completeness or accuracy of any of the information contained herein, and makes no representations about its suitability for any particular purpose. Users should make their own judgements about those matters and/or seek independent advice. You assume all risks associated with use of the data provided on this page.

Copyright Tasracing 2014. Not to be reproduced or distributed without permission.



# Greyhound Early Speed Maps

Devonport 30 September 2014

Tasracing's Greyhound Early Speed Maps identify greyhounds who have run their first sectionals the fastest on average over all previous starts providing an indication of future performance. The longer horizontal bars represent faster starters.

**BFS@Box** - Indicates the fastest first split time the greyhound has recorded from this box, and the number of times it has started in this box number.

**BFS** - Best First Split.

**Av FS** - Average First Split

Race 5	Grade: Juvenile	Dist: 452					
Box	Name	BFS@Box	BFS	Av FS	Starts at this track/dist	Early Speed Map	
1	KNEAD THE DOUGH		6.3	6.35	3		
2	LOCH ROMAN						
3	RORY MAC		6.23	6.23	1		
4	SIMPLY SPOILT		6.13	6.19	3		
5	GROOVER GROOVER						
6	CLASSIC CHONG	6.12 (3)	6.09	6.17	9		
7	SIMPSONS BAY						
8	BUCKLE UP TANGO	6.28 (1)	6.25	6.29	3		
9	NITRO SWINGER		6.26	6.28	2		
10	ADAMS JIMMY		6.1	6.1	1		

The splits reported for Devonport are taken at 84 metres for the 452 start and 58 metres for the 580 start. These distances differ to the splits shown on the map of the Devonport Track which indicate the splits utilised in the official race results.

Disclaimer: Tasracing Pty Ltd accepts no responsibility for the completeness or accuracy of any of the information contained herein, and makes no representations about its suitability for any particular purpose. Users should make their own judgements about those matters and/or seek independent advice. You assume all risks associated with use of the data provided on this page.

Copyright Tasracing 2014. Not to be reproduced or distributed without permission.



# Greyhound Early Speed Maps

Devonport 30 September 2014

Tasracing's Greyhound Early Speed Maps identify greyhounds who have run their first sectionals the fastest on average over all previous starts providing an indication of future performance. The longer horizontal bars represent faster starters.

**BFS@Box** - Indicates the fastest first split time the greyhound has recorded from this box, and the number of times it has started in this box number.

**BFS** - Best First Split.

**Av FS** - Average First Split

Race 6	Grade: Grade 5	Dist: 452					
Box	Name	BFS@Box	BFS	Av FS	Starts at this track/dist	Early Speed Map	
1	NIGHT FUSION	6.09 (1)	6.09	6.09	1		
2	SNORING NORA	6.08 (5)	6.02	6.14	17		
3	GET IT RIGHT		6.1	6.17	4		
4	COSMIC RAY	6.06 (8)	6	6.23	56		
5	PRINCE NITRO		6.2	6.2	1		
6	ROCK ROYALTY	6.31 (2)	6.09	6.25	8		
7	LOCKNANE HARRY	6.15 (1)	6.05	6.19	9		
8	SUPER FUNDS	6.11 (4)	6.07	6.17	16		
9	MAD JESS		6.06	6.18	9		
10	CLASSIC INNINGS		6.12	6.17	3		

The splits reported for Devonport are taken at 84 metres for the 452 start and 58 metres for the 580 start. These distances differ to the splits shown on the map of the Devonport Track which indicate the splits utilised in the official race results.

Disclaimer: Tasracing Pty Ltd accepts no responsibility for the completeness or accuracy of any of the information contained herein, and makes no representations about its suitability for any particular purpose. Users should make their own judgements about those matters and/or seek independent advice. You assume all risks associated with use of the data provided on this page.

Copyright Tasracing 2014. Not to be reproduced or distributed without permission.



# Greyhound Early Speed Maps

Devonport 30 September 2014

Tasracing's Greyhound Early Speed Maps identify greyhounds who have run their first sectionals the fastest on average over all previous starts providing an indication of future performance. The longer horizontal bars represent faster starters.

**BFS@Box** - Indicates the fastest first split time the greyhound has recorded from this box, and the number of times it has started in this box number.

**BFS** - Best First Split.

**Av FS** - Average First Split

Race 7	Grade: Invitation	Dist: 452					
Box	Name	BFS@Box	BFS	Av FS	Starts at this track/dist	Early Speed Map	
1	SENR SLAMMA	6.14 (2)	5.77	6.02	11		
2	KING NITRO		5.89	5.97	7		
3	QUICK ADVANCE	6.12 (2)	5.88	6.11	33		
4	SING THE SONG	6.19 (2)	5.88	6.13	22		
5	FLASH INNINGS	5.91 (1)	5.89	5.97	20		
6	CLUB FOOT		6.07	6.16	9		
7	PIONEER MOGUL	6.2 (1)	6.05	6.15	11		
8	KIRKBY LODGE	6.13 (2)	6.04	6.13	12		
9	ARNOLD BIBBY		6	6.18	23		
10	HELLYEAH MISSILE		6	6.11	12		

The splits reported for Devonport are taken at 84 metres for the 452 start and 58 metres for the 580 start. These distances differ to the splits shown on the map of the Devonport Track which indicate the splits utilised in the official race results.

Disclaimer: Tasracing Pty Ltd accepts no responsibility for the completeness or accuracy of any of the information contained herein, and makes no representations about its suitability for any particular purpose. Users should make their own judgements about those matters and/or seek independent advice. You assume all risks associated with use of the data provided on this page.

Copyright Tasracing 2014. Not to be reproduced or distributed without permission.



# Greyhound Early Speed Maps

Devonport 30 September 2014

Tasracing's Greyhound Early Speed Maps identify greyhounds who have run their first sectionals the fastest on average over all previous starts providing an indication of future performance. The longer horizontal bars represent faster starters.

**BFS@Box** - Indicates the fastest first split time the greyhound has recorded from this box, and the number of times it has started in this box number.

**BFS** - Best First Split.

**Av FS** - Average First Split

Race 8	Grade: Grade 5	Dist: 452					
Box	Name	BFS@Box	BFS	Av FS	Starts at this track/dist	Early Speed Map	
1	SWEET IZZY		6.2	6.3	2		
2	FERARO ELI		6.22	6.3	2		
3	LAKE HYLIA	5.96 (2)	5.86	6.07	16		
4	LIL DOVE		6.24	6.26	2		
5	SUES GUESS	6.23 (1)	6.07	6.28	6		
6	COVEY		6.2	6.31	2		
7	BRITOMARTIS		5.96	6.04	2		
8	LITTLE TURN						
9	FINE ADVICE		6.14	6.23	11		
10	BIG TSONGA		6	6.2	26		

The splits reported for Devonport are taken at 84 metres for the 452 start and 58 metres for the 580 start. These distances differ to the splits shown on the map of the Devonport Track which indicate the splits utilised in the official race results.

Disclaimer: Tasracing Pty Ltd accepts no responsibility for the completeness or accuracy of any of the information contained herein, and makes no representations about its suitability for any particular purpose. Users should make their own judgements about those matters and/or seek independent advice. You assume all risks associated with use of the data provided on this page.

Copyright Tasracing 2014. Not to be reproduced or distributed without permission.





# Greyhound Early Speed Maps

Devonport 30 September 2014

Tasracing's Greyhound Early Speed Maps identify greyhounds who have run their first sectionals the fastest on average over all previous starts providing an indication of future performance. The longer horizontal bars represent faster starters.

**BFS@Box** - Indicates the fastest first split time the greyhound has recorded from this box, and the number of times it has started in this box number.

**BFS** - Best First Split.

**Av FS** - Average First Split

Race 9	Grade: Grade 4	Dist: 452					
Box	Name	BFS@Box	BFS	Av FS	Starts at this track/dist	Early Speed Map	
1	GREAT TAYLORS	6.1 (2)	5.94	6.13	15		
2	STELOS MAGIC		6.05	6.15	9		
3	UNDERGROUND	6.16 (2)	6.04	6.14	5		
4	TOPLINE STAR	6.23 (1)	6.17	6.25	4		
5	PRINCESS GEMINI		6.15	6.15	1		
6	LITTLE SPIN	6.16 (2)	6.05	6.19	23		
7	MIGHTY SERIOUS	6.16 (2)	5.9	6.08	29		
8	BITMORE LYNDEE	6. (1)	5.84	6.09	17		
9	BLUE FIREBALL		6	6.14	14		
10	HONEST TO ROD		5.82	6	14		

The splits reported for Devonport are taken at 84 metres for the 452 start and 58 metres for the 580 start. These distances differ to the splits shown on the map of the Devonport Track which indicate the splits utilised in the official race results.

Disclaimer: Tasracing Pty Ltd accepts no responsibility for the completeness or accuracy of any of the information contained herein, and makes no representations about its suitability for any particular purpose. Users should make their own judgements about those matters and/or seek independent advice. You assume all risks associated with use of the data provided on this page.

Copyright Tasracing 2014. Not to be reproduced or distributed without permission.



# Greyhound Early Speed Maps

Devonport 30 September 2014

Tasracing's Greyhound Early Speed Maps identify greyhounds who have run their first sectionals the fastest on average over all previous starts providing an indication of future performance. The longer horizontal bars represent faster starters.

**BFS@Box** - Indicates the fastest first split time the greyhound has recorded from this box, and the number of times it has started in this box number.

**BFS** - Best First Split.

**Av FS** - Average First Split

Race 10	Grade: Grade 5	Dist: 452					
Box	Name	BFS@Box	BFS	Av FS	Starts at this track/dist	Early Speed Map	
1	SEABROOKE		6.33	6.33	1		
2	KALAWAY KNOCKA	6.23 (1)	6.05	6.19	10		
3	MINNIE MOGUL	6.2 (1)	5.91	6.09	12		
4	LILLYCETTE						
5	HELLYEAH FLICKA		6.02	6.16	11		
6	DONT PINCH	6.25 (1)	6.16	6.28	7		
7	CALLAMAC BAZ	6.08 (1)	5.97	6.07	6		
8	KYLES PRIDE		6.18	6.26	2		
9	CAPTAIN LANE		6.2	6.28	6		
10	FINE PRINT		6.04	6.17	10		

The splits reported for Devonport are taken at 84 metres for the 452 start and 58 metres for the 580 start. These distances differ to the splits shown on the map of the Devonport Track which indicate the splits utilised in the official race results.

Disclaimer: Tasracing Pty Ltd accepts no responsibility for the completeness or accuracy of any of the information contained herein, and makes no representations about its suitability for any particular purpose. Users should make their own judgements about those matters and/or seek independent advice. You assume all risks associated with use of the data provided on this page.

Copyright Tasracing 2014. Not to be reproduced or distributed without permission.



# Greyhound Early Speed Maps

Devonport 30 September 2014

Tasracing's Greyhound Early Speed Maps identify greyhounds who have run their first sectionals the fastest on average over all previous starts providing an indication of future performance. The longer horizontal bars represent faster starters.

**BFS@Box** - Indicates the fastest first split time the greyhound has recorded from this box, and the number of times it has started in this box number.

**BFS** - Best First Split.

**Av FS** - Average First Split

Race 11	Grade: Grade 5	Dist: 452					
Box	Name	BFS@Box	BFS	Av FS	Starts at this track/dist	Early Speed Map	
1	DOUBLE CHANCE	6.17 (3)	6.17	6.23	7		
2	COLONEL CAIN	6.22 (1)	6.06	6.17	11		
3	STAR CHAMBER	6.32 (1)	6.17	6.27	4		
4	SWINGING HAMMER	6.22 (1)	6.22	6.26	3		
5	BEEMO		6.26	6.28	2		
6	SUPERBOWL		5.98	6.1	8		
7	THOMAS GOOD		6.18	6.18	1		
8	ARNHEM CHAOS	6.13 (2)	6.05	6.16	12		
9	HOT WATER		6.25	6.3	2		
10	SALEGREYS CHATTA						

The splits reported for Devonport are taken at 84 metres for the 452 start and 58 metres for the 580 start. These distances differ to the splits shown on the map of the Devonport Track which indicate the splits utilised in the official race results.

Disclaimer: Tasracing Pty Ltd accepts no responsibility for the completeness or accuracy of any of the information contained herein, and makes no representations about its suitability for any particular purpose. Users should make their own judgements about those matters and/or seek independent advice. You assume all risks associated with use of the data provided on this page.

Copyright Tasracing 2014. Not to be reproduced or distributed without permission.