



# Greyhound Early Speed Maps

Launceston 06 October 2014

Tasracing's Greyhound Early Speed Maps identify greyhounds who have run their first sectionals the fastest on average over all previous starts providing an indication of future performance. The longer horizontal bars represent faster starters.

**BFS@Box** - Indicates the fastest first split time the greyhound has recorded from this box, and the number of times it has started in this box number.

**BFS** - Best First Split.

**Av FS** - Average First Split

Race 1	Grade: Juvenile	Dist: 515					
Box	Name	BFS@Box	BFS	Av FS	Starts at this track/dist	Early Speed Map	
1	CAVERN CLUB		5.2	5.26	2		
2	RIP AND TEAR	5.26 (1)	5.26	5.26	1		
3	SILVER PIERRE						
4	ADAMS JIMMY		5.2	5.3	2		
5	BUCKLE UP STORM		5.22	5.29	2		
6	BUCKLE UP TANGO		5.25	5.32	8		
7	MILLY MAYHEM						
8	TOUCH OF VENUS						

Disclaimer: Tasracing Pty Ltd accepts no responsibility for the completeness or accuracy of any of the information contained herein, and makes no representations about its suitability for any particular purpose. Users should make their own judgements about those matters and/or seek independent advice. You assume all risks associated with use of the data provided on this page.

Copyright Tasracing 2014. Not to be reproduced or distributed without permission.



# Greyhound Early Speed Maps

Launceston 06 October 2014

Tasracing's Greyhound Early Speed Maps identify greyhounds who have run their first sectionals the fastest on average over all previous starts providing an indication of future performance. The longer horizontal bars represent faster starters.

**BFS@Box** - Indicates the fastest first split time the greyhound has recorded from this box, and the number of times it has started in this box number.

**BFS** - Best First Split.

**Av FS** - Average First Split

Race 2	Grade: Grade 5	Dist: 278					
Box	Name	BFS@Box	BFS	Av FS	Starts at this track/dist	Early Speed Map	
1	BRITOMARTIS		5.02	5.08	6		
2	ARNHEM CHAOS		5.18	5.22	3		
3	GIANT SLAYER						
4	ZERO INTEREST	5.08 (1)	5.08	5.13	4		
5	COCONUT GIRL		5.12	5.18	4		
6	YOUR NOTHIN	5.13 (1)	5.06	5.13	13		
7	DESPICABLE JIMMY						
8	BIG TSONGA	5.16 (3)	5.11	5.16	11		
9	CLASSIC INNINGS						
10	ROSE GOLD		5.06	5.12	3		

Disclaimer: Tasracing Pty Ltd accepts no responsibility for the completeness or accuracy of any of the information contained herein, and makes no representations about its suitability for any particular purpose. Users should make their own judgements about those matters and/or seek independent advice. You assume all risks associated with use of the data provided on this page.

Copyright Tasracing 2014. Not to be reproduced or distributed without permission.



# Greyhound Early Speed Maps

Launceston 06 October 2014

Tasracing's Greyhound Early Speed Maps identify greyhounds who have run their first sectionals the fastest on average over all previous starts providing an indication of future performance. The longer horizontal bars represent faster starters.

**BFS@Box** - Indicates the fastest first split time the greyhound has recorded from this box, and the number of times it has started in this box number.

**BFS** - Best First Split.

**Av FS** - Average First Split

Race 3	Grade: Juvenile	Dist: 515					
Box	Name	BFS@Box	BFS	Av FS	Starts at this track/dist	Early Speed Map	
1	BREAKERS TIP		5.3	5.3	1		
2	TAYMEL MISCHIEF		5.3	5.3	1		
3	SOUL SISTER						
4	COCOMOTION		5.22	5.22	1		
5	SMICHOLS						
6	BARON IMPACT		5.08	5.08	1		
7	BRUNY VENTURE		5.16	5.16	1		
8	BUCKLE UP SCOOT		5.08	5.2	3		

Disclaimer: Tasracing Pty Ltd accepts no responsibility for the completeness or accuracy of any of the information contained herein, and makes no representations about its suitability for any particular purpose. Users should make their own judgements about those matters and/or seek independent advice. You assume all risks associated with use of the data provided on this page.

Copyright Tasracing 2014. Not to be reproduced or distributed without permission.



# Greyhound Early Speed Maps

Launceston 06 October 2014

Tasracing's Greyhound Early Speed Maps identify greyhounds who have run their first sectionals the fastest on average over all previous starts providing an indication of future performance. The longer horizontal bars represent faster starters.

**BFS@Box** - Indicates the fastest first split time the greyhound has recorded from this box, and the number of times it has started in this box number.

**BFS** - Best First Split.

**Av FS** - Average First Split

Race 4	Grade: Grade 5	Dist: 515					
Box	Name	BFS@Box	BFS	Av FS	Starts at this track/dist	Early Speed Map	
1	MOUNTAIN CUZ		5.22	5.3	4		
2	OHANA	5.27 (1)	5.25	5.28	6		
3	WINKLEA JONNO	5.14 (1)	5.14	5.29	7		
4	BLUE SLUGGER		5.13	5.22	6		
5	SHANLYN BETTY		5.27	5.27	1		
6	BEEMO		5.3	5.35	3		
7	BUCKLE UP BARNEY	5.16 (1)	5.1	5.19	15		
8	BRONTES BOLT		5.3	5.35	5		
9	BRIDPORT REINE		5.2	5.33	21		

Disclaimer: Tasracing Pty Ltd accepts no responsibility for the completeness or accuracy of any of the information contained herein, and makes no representations about its suitability for any particular purpose. Users should make their own judgements about those matters and/or seek independent advice. You assume all risks associated with use of the data provided on this page.

Copyright Tasracing 2014. Not to be reproduced or distributed without permission.



# Greyhound Early Speed Maps






Launceston 06 October 2014

Tasracing's Greyhound Early Speed Maps identify greyhounds who have run their first sectionals the fastest on average over all previous starts providing an indication of future performance. The longer horizontal bars represent faster starters.

**BFS@Box** - Indicates the fastest first split time the greyhound has recorded from this box, and the number of times it has started in this box number.

**BFS** - Best First Split.

**Av FS** - Average First Split

Race 5	Grade: Open	Dist: 600					
Box	Name	BFS@Box	BFS	Av FS	Starts at this track/dist	Early Speed Map	
1	ROAD ACE						
2	SURFS UP NOVA						
3	DIXIE LANE						
4	KINLOCHS WAY		10.13	10.13	1		
5	MUMFORDS SON		9.55	9.82	2		
6	IMPRESSIVE LILY						
7	PEDROS VINEYARD	10.08 (1)	9.69	9.93	8		
8	NICKNAC NORRIS	10.1 (1)	9.71	9.93	8		
9	OPEN BAR		9.71	9.96	5		
10	KYLES PRIDE						

Disclaimer: Tasracing Pty Ltd accepts no responsibility for the completeness or accuracy of any of the information contained herein, and makes no representations about its suitability for any particular purpose. Users should make their own judgements about those matters and/or seek independent advice. You assume all risks associated with use of the data provided on this page.  
Copyright Tasracing 2014. Not to be reproduced or distributed without permission.



# Greyhound Early Speed Maps

Launceston 06 October 2014

Tasracing's Greyhound Early Speed Maps identify greyhounds who have run their first sectionals the fastest on average over all previous starts providing an indication of future performance. The longer horizontal bars represent faster starters.

**BFS@Box** - Indicates the fastest first split time the greyhound has recorded from this box, and the number of times it has started in this box number.

**BFS** - Best First Split.

**Av FS** - Average First Split

Race 6	Grade: Open	Dist: 600					
Box	Name	BFS@Box	BFS	Av FS	Starts at this track/dist	Early Speed Map	
1	CLASS BARBIE						
2	IRELANDS FORCE		9.61	9.62	2		
3	BAILEYS COMET	10.1 (1)	9.76	9.88	4		
4	BLUE TAM						
5	SNOW LANE		9.79	9.79	1		
6	HELLYEAH OLIVER		9.81	9.93	4		
7	ADAMS MOLLY	10. (1)	9.66	9.85	4		
8	ORANGE BOY		9.47	9.8	4		
9	KYLES PRIDE						
10	OPEN BAR		9.71	9.96	5		

Disclaimer: Tasracing Pty Ltd accepts no responsibility for the completeness or accuracy of any of the information contained herein, and makes no representations about its suitability for any particular purpose. Users should make their own judgements about those matters and/or seek independent advice. You assume all risks associated with use of the data provided on this page.

Copyright Tasracing 2014. Not to be reproduced or distributed without permission.



# Greyhound Early Speed Maps

Launceston 06 October 2014

Tasracing's Greyhound Early Speed Maps identify greyhounds who have run their first sectionals the fastest on average over all previous starts providing an indication of future performance. The longer horizontal bars represent faster starters.

**BFS@Box** - Indicates the fastest first split time the greyhound has recorded from this box, and the number of times it has started in this box number.

**BFS** - Best First Split.

**Av FS** - Average First Split

Race 7	Grade: Grade 4	Dist: 515					
Box	Name	BFS@Box	BFS	Av FS	Starts at this track/dist	Early Speed Map	
1	TO BE TREW	5.18 (10)	5.09	5.25	80		
2	ULTRA WHITE	5.08 (4)	5.04	5.18	32		
3	CHAMPAGNE BOUND	5.13 (2)	5.13	5.21	6		
4	BLUE FIREBALL		5.09	5.15	6		
5	SHANLYN VAPOUR		5.09	5.19	10		
6	KOOL PUPPY		5.01	5.01	1		
7	ALVIN BENZ		5.22	5.27	8		
8	FIFTH TURTLE	5.21 (1)	5.08	5.14	5		
9	RAPIDDORE		5.18	5.25	6		
10	CAMDALE LUKE		5.07	5.16	29		

Disclaimer: Tasracing Pty Ltd accepts no responsibility for the completeness or accuracy of any of the information contained herein, and makes no representations about its suitability for any particular purpose. Users should make their own judgements about those matters and/or seek independent advice. You assume all risks associated with use of the data provided on this page.

Copyright Tasracing 2014. Not to be reproduced or distributed without permission.



# Greyhound Early Speed Maps

Launceston 06 October 2014

Tasracing's Greyhound Early Speed Maps identify greyhounds who have run their first sectionals the fastest on average over all previous starts providing an indication of future performance. The longer horizontal bars represent faster starters.

**BFS@Box** - Indicates the fastest first split time the greyhound has recorded from this box, and the number of times it has started in this box number.

**BFS** - Best First Split.

**Av FS** - Average First Split

Race 8	Grade: Grade 5	Dist: 515					
Box	Name	BFS@Box	BFS	Av FS	Starts at this track/dist	Early Speed Map	
1	SOLO POWER	5.14 (1)	5.14	5.2	8		
2	HELLYEAH EVAN		5.13	5.23	10		
3	REVELATOR		5.16	5.22	4		
4	COLONEL CAIN		5.2	5.26	3		
5	YOU MAKE ME		5.23	5.28	3		
6	FUN TIME	5.21 (1)	5.21	5.21	1		
7	BOSTON HEART		5.16	5.16	1		
8	RIDDLES GIRL		5.17	5.2	4		
9	BRIDPORT REINE		5.2	5.33	21		

Disclaimer: Tasracing Pty Ltd accepts no responsibility for the completeness or accuracy of any of the information contained herein, and makes no representations about its suitability for any particular purpose. Users should make their own judgements about those matters and/or seek independent advice. You assume all risks associated with use of the data provided on this page.  
 Copyright Tasracing 2014. Not to be reproduced or distributed without permission.





# Greyhound Early Speed Maps

Launceston 06 October 2014

Tasracing's Greyhound Early Speed Maps identify greyhounds who have run their first sectionals the fastest on average over all previous starts providing an indication of future performance. The longer horizontal bars represent faster starters.

**BFS@Box** - Indicates the fastest first split time the greyhound has recorded from this box, and the number of times it has started in this box number.

**BFS** - Best First Split.

**Av FS** - Average First Split

Race 9	Grade: Grade 4	Dist: 515					
Box	Name	BFS@Box	BFS	Av FS	Starts at this track/dist	Early Speed Map	
1	LITTLE MISS TAKE	5.1 (3)	5.08	5.18	21		
2	SNORING NORA	5.15 (3)	5.06	5.2	27		
3	CANUCK		5.2	5.23	4		
4	MOLLY MONROE		5.02	5.09	3		
5	BUCKLE UP FLETCH	5.05 (2)	5.05	5.08	4		
6	DESPICABLE LEA		5.17	5.23	3		
7	KALAWAY GEORGE	5.26 (5)	5.17	5.29	17		
8	BEAUTIFUL BELLA	5.2 (3)	5.1	5.21	17		
9	GO BETTY GO		5.09	5.2	8		
10	COSMIC HARRY		5.14	5.25	19		

Disclaimer: Tasracing Pty Ltd accepts no responsibility for the completeness or accuracy of any of the information contained herein, and makes no representations about its suitability for any particular purpose. Users should make their own judgements about those matters and/or seek independent advice. You assume all risks associated with use of the data provided on this page.

Copyright Tasracing 2014. Not to be reproduced or distributed without permission.



# Greyhound Early Speed Maps

Launceston 06 October 2014

Tasracing's Greyhound Early Speed Maps identify greyhounds who have run their first sectionals the fastest on average over all previous starts providing an indication of future performance. The longer horizontal bars represent faster starters.

**BFS@Box** - Indicates the fastest first split time the greyhound has recorded from this box, and the number of times it has started in this box number.

**BFS** - Best First Split.

**Av FS** - Average First Split

Race 10	Grade: Grade 5	Dist: 515					
Box	Name	BFS@Box	BFS	Av FS	Starts at this track/dist	Early Speed Map	
1	DEVOCEAN		5.14	5.22	7		
2	HIDDEN CODE	5.09 (1)	5.06	5.14	6		
3	TOPLINE TORNADO	5.23 (2)	5.16	5.22	4		
4	IDITAROD		5.36	5.42	5		
5	WINE CLUB		5.16	5.24	3		
6	DONT PINCH		5.24	5.25	4		
7	MAGIC BLUE	5.3 (2)	5.13	5.27	19		
8	BUCKLE UP OMNIN		5.26	5.35	6		
9	BRIDPORT REINE		5.2	5.33	21		

Disclaimer: Tasracing Pty Ltd accepts no responsibility for the completeness or accuracy of any of the information contained herein, and makes no representations about its suitability for any particular purpose. Users should make their own judgements about those matters and/or seek independent advice. You assume all risks associated with use of the data provided on this page.

Copyright Tasracing 2014. Not to be reproduced or distributed without permission.