



Greyhound Early Speed Maps







Launceston 20 October 2014

Tasracing's Greyhound Early Speed Maps identify greyhounds who have run their first sectionals the fastest on average over all previous starts providing an indication of future performance. The longer horizontal bars represent faster starters.

BFS@Box - Indicates the fastest first split time the greyhound has recorded from this box, and the number of times it has started in this box number.

BFS - Best First Split.

Av FS - Average First Split

Race 1	Grade: Juvenile	Dist: 515					
Box	Name	BFS@Box	BFS	Av FS	Starts at this track/dist	Early Speed Map	
1	SUPERFICIAL		5.21	5.28	3		
2	SIMPSONS BAY						
3	SHOTGUN ANNIE						
4	JAKE KEEPING						
5	BUCKLE UP ROCCO						
6	TOUCH OF VENUS		5.17	5.22	2		
7	BUCKLE UP TANGO		5.25	5.33	9		
8	LAYLAS DREAM		5.18	5.22	2		
9	TAYMEL MISCHIEF		5.3	5.36	2		
10	ARNHEN VILLAIN		5.3	5.33	2		

Disclaimer: Tasracing Pty Ltd accepts no responsibility for the completeness or accuracy of any of the information contained herein, and makes no representations about its suitability for any particular purpose. Users should make their own judgements about those matters and/or seek independent advice. You assume all risks associated with use of the data provided on this page.

Copyright Tasracing 2014. Not to be reproduced or distributed without permission.



Greyhound Early Speed Maps

Launceston 20 October 2014

Tasracing's Greyhound Early Speed Maps identify greyhounds who have run their first sectionals the fastest on average over all previous starts providing an indication of future performance. The longer horizontal bars represent faster starters.

BFS@Box - Indicates the fastest first split time the greyhound has recorded from this box, and the number of times it has started in this box number.

BFS - Best First Split.

Av FS - Average First Split

Race 2	Grade: Juvenile	Dist: 515					
Box	Name	BFS@Box	BFS	Av FS	Starts at this track/dist	Early Speed Map	
1	BRUTAL FORCE		5.2	5.25	3		
2	BARON IMPACT		5.08	5.14	2		
3	SOUL SISTER	5.22 (1)	5.06	5.14	2		
4	PELICAN KEEPING						
5	YEAH RIGHT		5.24	5.28	2		
6	MISTER NOBLE	5.16 (1)	5.16	5.16	1		
7	BUCKLE UP DAVIS						
8	HALF CENTURY						
9	PREPOSSESSING		5.31	5.31	1		
10	MIDORI NITRO		5.24	5.29	2		

Disclaimer: Tasracing Pty Ltd accepts no responsibility for the completeness or accuracy of any of the information contained herein, and makes no representations about its suitability for any particular purpose. Users should make their own judgements about those matters and/or seek independent advice. You assume all risks associated with use of the data provided on this page.

Copyright Tasracing 2014. Not to be reproduced or distributed without permission.



Greyhound Early Speed Maps

Launceston 20 October 2014

Tasracing's Greyhound Early Speed Maps identify greyhounds who have run their first sectionals the fastest on average over all previous starts providing an indication of future performance. The longer horizontal bars represent faster starters.

BFS@Box - Indicates the fastest first split time the greyhound has recorded from this box, and the number of times it has started in this box number.

BFS - Best First Split.

Av FS - Average First Split

Race 3	Grade: Grade 5	Dist: 515					
Box	Name	BFS@Box	BFS	Av FS	Starts at this track/dist	Early Speed Map	
1	THERMAL EXPANSE		5.16	5.29	11		
2	NOBLE MAGIC	5.05 (1)	5.05	5.11	2		
3	STAR CHAMBER	5.22 (1)	5.22	5.25	2		
4	BUDDY GOOD BOY						
5	WYNBURN CHARM	5.24 (1)	5.2	5.25	9		
6	BLUE SLUGGER	5.13 (1)	5.13	5.22	7		
7	LILLYCETTE						
8	PRINCESS ZARA		5.24	5.24	1		
9	DEVOCEAN		5.14	5.21	9		
10	MAD JESS		5.2	5.22	3		

Disclaimer: Tasracing Pty Ltd accepts no responsibility for the completeness or accuracy of any of the information contained herein, and makes no representations about its suitability for any particular purpose. Users should make their own judgements about those matters and/or seek independent advice. You assume all risks associated with use of the data provided on this page.

Copyright Tasracing 2014. Not to be reproduced or distributed without permission.



Greyhound Early Speed Maps

Launceston 20 October 2014

Tasracing's Greyhound Early Speed Maps identify greyhounds who have run their first sectionals the fastest on average over all previous starts providing an indication of future performance. The longer horizontal bars represent faster starters.

BFS@Box - Indicates the fastest first split time the greyhound has recorded from this box, and the number of times it has started in this box number.

BFS - Best First Split.

Av FS - Average First Split

Race 4	Grade: Maiden	Dist: 515					
Box	Name	BFS@Box	BFS	Av FS	Starts at this track/dist	Early Speed Map	
1	ROSE FERN						
2	ITS CRUNCH TIME						
3	TAKE UP TRACEY		5.2	5.2	1		
4	DOLPHIN JESS						
5	ITZ TRIPLE TEX						
6	COBRA BLUE		5.24	5.29	6		
7	HOT WATER		5.29	5.29	1		
8	FLYING ROCKET		5.37	5.37	1		
9	BEEMO		5.3	5.37	4		
10	YOU MAKE ME		5.23	5.28	3		

Disclaimer: Tasracing Pty Ltd accepts no responsibility for the completeness or accuracy of any of the information contained herein, and makes no representations about its suitability for any particular purpose. Users should make their own judgements about those matters and/or seek independent advice. You assume all risks associated with use of the data provided on this page.

Copyright Tasracing 2014. Not to be reproduced or distributed without permission.



Greyhound Early Speed Maps

Launceston 20 October 2014

Tasracing's Greyhound Early Speed Maps identify greyhounds who have run their first sectionals the fastest on average over all previous starts providing an indication of future performance. The longer horizontal bars represent faster starters.

BFS@Box - Indicates the fastest first split time the greyhound has recorded from this box, and the number of times it has started in this box number.

BFS - Best First Split.

Av FS - Average First Split

Race 5	Grade: Heat	Dist: 515					
Box	Name	BFS@Box	BFS	Av FS	Starts at this track/dist	Early Speed Map	
1	BUCKLE UP BARNEY	5.11 (5)	5.1	5.19	17		
2	AMAZING HARRY	5.1 (1)	5.1	5.17	4		
3	ULTRA WHITE	5.1 (5)	5.04	5.17	33		
4	LASHING BONNY		5.06	5.14	5		
5	CLASSIC SPENCE	5.17 (3)	5.01	5.2	20		
6	REAL CAUTION	5.07 (3)	5.07	5.15	12		
7	HELLYEAH EVAN	5.22 (1)	5.13	5.23	11		
8	WINKLEA ROSE	5.09 (3)	5.09	5.23	16		
9	GET UP ALVIN		5.15	5.21	16		
10	CAMDAL LUKE		5.07	5.16	29		

Disclaimer: Tasracing Pty Ltd accepts no responsibility for the completeness or accuracy of any of the information contained herein, and makes no representations about its suitability for any particular purpose. Users should make their own judgements about those matters and/or seek independent advice. You assume all risks associated with use of the data provided on this page.

Copyright Tasracing 2014. Not to be reproduced or distributed without permission.



Greyhound Early Speed Maps

Launceston 20 October 2014

Tasracing's Greyhound Early Speed Maps identify greyhounds who have run their first sectionals the fastest on average over all previous starts providing an indication of future performance. The longer horizontal bars represent faster starters.

BFS@Box - Indicates the fastest first split time the greyhound has recorded from this box, and the number of times it has started in this box number.

BFS - Best First Split.

Av FS - Average First Split

Race 6	Grade: Heat	Dist: 515					
Box	Name	BFS@Box	BFS	Av FS	Starts at this track/dist	Early Speed Map	
1	COLONEL CAIN		5.05	5.22	5		
2	HELLYEAH RAZOR	5.11 (5)	5.04	5.16	15		
3	ORIGIN DECIDER	5.4 (1)	5.12	5.24	6		
4	MOUNTAIN CUZ	5.28 (2)	5.22	5.3	5		
5	HELLYEAH FIONA		5.12	5.2	7		
6	BAILEYS COMET	5.22 (4)	5.16	5.23	19		
7	LASHING POLLY		5.17	5.17	2		
8	WINKLEE FRANK	5.3 (2)	5.21	5.29	6		
9	WINKLEE VENUS		5.1	5.2	23		
10	MUMFORDS SON		5.18	5.25	16		

Disclaimer: Tasracing Pty Ltd accepts no responsibility for the completeness or accuracy of any of the information contained herein, and makes no representations about its suitability for any particular purpose. Users should make their own judgements about those matters and/or seek independent advice. You assume all risks associated with use of the data provided on this page.

Copyright Tasracing 2014. Not to be reproduced or distributed without permission.



Greyhound Early Speed Maps

Launceston 20 October 2014

Tasracing's Greyhound Early Speed Maps identify greyhounds who have run their first sectionals the fastest on average over all previous starts providing an indication of future performance. The longer horizontal bars represent faster starters.

BFS@Box - Indicates the fastest first split time the greyhound has recorded from this box, and the number of times it has started in this box number.

BFS - Best First Split.

Av FS - Average First Split

Race 7	Grade: Heat	Dist: 515					
Box	Name	BFS@Box	BFS	Av FS	Starts at this track/dist	Early Speed Map	
1	UNDERGROUND		5.12	5.18	3		
2	COSMIC FIRE		5.13	5.22	8		
3	KIRKBY LODGE		5.13	5.21	8		
4	TRUDELS		5.03	5.21	11		
5	TERROCOTTA GIRL		5.06	5.17	5		
6	CLASSIC NIKKO		5.05	5.16	4		
7	BUCKLE UP OMNIN	5.27 (1)	5.2	5.33	7		
8	LAKE HYLIA		5.07	5.07	1		
9	HELLYEAH FLICKA		5.14	5.25	18		
10	WINKLEE VENUS		5.1	5.2	23		

Disclaimer: Tasracing Pty Ltd accepts no responsibility for the completeness or accuracy of any of the information contained herein, and makes no representations about its suitability for any particular purpose. Users should make their own judgements about those matters and/or seek independent advice. You assume all risks associated with use of the data provided on this page.

Copyright Tasracing 2014. Not to be reproduced or distributed without permission.



Greyhound Early Speed Maps

Launceston 20 October 2014

Tasracing's Greyhound Early Speed Maps identify greyhounds who have run their first sectionals the fastest on average over all previous starts providing an indication of future performance. The longer horizontal bars represent faster starters.

BFS@Box - Indicates the fastest first split time the greyhound has recorded from this box, and the number of times it has started in this box number.

BFS - Best First Split.

Av FS - Average First Split

Race 8	Grade: Heat	Dist: 515					
Box	Name	BFS@Box	BFS	Av FS	Starts at this track/dist	Early Speed Map	
1	HELLYEAH TANGLES						
2	WYNBURN LOCO	5.17 (1)	5	5.15	9		
3	KALAWAY KNOCKA		5.25	5.3	2		
4	SWEET IZZY	5.36 (2)	5.2	5.33	11		
5	STEELOS MAGIC	5.2 (2)	5.19	5.27	7		
6	DANIELS BAY		5.17	5.21	5		
7	WINKLEA JONNO	5.2 (2)	5.14	5.28	8		
8	BIT HOT RUSTY	5.24 (3)	5.19	5.29	6		
9	MUMFORDS SON		5.18	5.25	16		
10	CAMDALE LUKE		5.07	5.16	29		

Disclaimer: Tasracing Pty Ltd accepts no responsibility for the completeness or accuracy of any of the information contained herein, and makes no representations about its suitability for any particular purpose. Users should make their own judgements about those matters and/or seek independent advice. You assume all risks associated with use of the data provided on this page.

Copyright Tasracing 2014. Not to be reproduced or distributed without permission.



Greyhound Early Speed Maps

Launceston 20 October 2014

Tasracing's Greyhound Early Speed Maps identify greyhounds who have run their first sectionals the fastest on average over all previous starts providing an indication of future performance. The longer horizontal bars represent faster starters.

BFS@Box - Indicates the fastest first split time the greyhound has recorded from this box, and the number of times it has started in this box number.

BFS - Best First Split.

Av FS - Average First Split

Race 9	Grade: Open	Dist: 515					
Box	Name	BFS@Box	BFS	Av FS	Starts at this track/dist	Early Speed Map	
1	GREAT TAYLORS	5.11 (2)	5.11	5.22	12		
2	WYNBURN RUSH		5.07	5.16	11		
3	TOPLINE TORNADO	5.14 (3)	5.14	5.2	5		
4	HOWZAT GRACE	5.2 (2)	5.2	5.23	2		
5	SNORING NORA	5.14 (3)	5.06	5.2	29		
6	CUT EM DOWN		5.13	5.17	2		
7	MAURIE BABA	5.17 (1)	5.17	5.22	12		
8	WINKLEA CHARLIE	5.17 (1)	5.12	5.23	12		
9	HELLYEAH FLICKA		5.14	5.25	18		
10	GET UP ALVIN		5.15	5.21	16		

Disclaimer: Tasracing Pty Ltd accepts no responsibility for the completeness or accuracy of any of the information contained herein, and makes no representations about its suitability for any particular purpose. Users should make their own judgements about those matters and/or seek independent advice. You assume all risks associated with use of the data provided on this page.

Copyright Tasracing 2014. Not to be reproduced or distributed without permission.



Greyhound Early Speed Maps

Launceston 20 October 2014

Tasracing's Greyhound Early Speed Maps identify greyhounds who have run their first sectionals the fastest on average over all previous starts providing an indication of future performance. The longer horizontal bars represent faster starters.

BFS@Box - Indicates the fastest first split time the greyhound has recorded from this box, and the number of times it has started in this box number.

BFS - Best First Split.

Av FS - Average First Split

Race 10	Grade: Grade 4	Dist: 515					
Box	Name	BFS@Box	BFS	Av FS	Starts at this track/dist	Early Speed Map	
1	BOSTON HEART		5.16	5.2	2		
2	GO BETTY GO	5.24 (1)	5.05	5.19	10		
3	FIFTH TURTLE		5.08	5.14	5		
4	CHICKA SCOTT		5.02	5.2	15		
5	LITTLE TURN		5.17	5.21	2		
6	TO BE TREW	5.17 (18)	5.09	5.25	82		
7	CHAMPAGNE BOUND		5.13	5.23	8		
8	PIONEER MOGUL	5.1 (3)	5.03	5.2	15		
9	COSMIC HARRY		5.14	5.26	20		
10	SHANLYN VAPOUR		5.09	5.21	12		

Disclaimer: Tasracing Pty Ltd accepts no responsibility for the completeness or accuracy of any of the information contained herein, and makes no representations about its suitability for any particular purpose. Users should make their own judgements about those matters and/or seek independent advice. You assume all risks associated with use of the data provided on this page.

Copyright Tasracing 2014. Not to be reproduced or distributed without permission.