



Greyhound Early Speed Maps







Launceston 25 November 2014

Tasracing's Greyhound Early Speed Maps identify greyhounds who have run their first sectionals the fastest on average over all previous starts providing an indication of future performance. The longer horizontal bars represent faster starters.

BFS@Box - Indicates the fastest first split time the greyhound has recorded from this box, and the number of times it has started in this box number.

BFS - Best First Split.

Av FS - Average First Split

Race 1	Grade: Juvenile	Dist: 515					
Box	Name	BFS@Box	BFS	Av FS	Starts at this track/dist	Early Speed Map	
1	BUCKLE UP SHARKY		5.29	5.3	2		
2	SWEET BEE BEE		5.3	5.3	1		
3	HOWZAT JESSIE						
4	SIMPSONS BAY		5.25	5.25	1		
5	NIMBLE ERIN						
6	BUG SUD						
7	BUCKLE UP JORDY	5.17 (1)	5.16	5.22	4		
8	MOVING MONEY						
9	NAUGHTY TIGER		5.26	5.31	2		
10	MILLY MAYHEM		5.4	5.4	1		

Disclaimer: Tasracing Pty Ltd accepts no responsibility for the completeness or accuracy of any of the information contained herein, and makes no representations about its suitability for any particular purpose. Users should make their own judgements about those matters and/or seek independent advice. You assume all risks associated with use of the data provided on this page.

Copyright Tasracing 2014. Not to be reproduced or distributed without permission.



Greyhound Early Speed Maps

Launceston 25 November 2014

Tasracing's Greyhound Early Speed Maps identify greyhounds who have run their first sectionals the fastest on average over all previous starts providing an indication of future performance. The longer horizontal bars represent faster starters.

BFS@Box - Indicates the fastest first split time the greyhound has recorded from this box, and the number of times it has started in this box number.

BFS - Best First Split.

Av FS - Average First Split

Race 2	Grade: Juvenile	Dist: 278					
Box	Name	BFS@Box	BFS	Av FS	Starts at this track/dist	Early Speed Map	
1	GEARBOX CHARLIE						
2	KEEP YA FEET						
3	KIALDU JOHNS						
4	BUCKLE UP DUDE						
5	POSH PEPPER		5.33	5.33	1		
6	MYRTLE RICHARDS		5.17	5.21	2		
7	BEARVILLE MILLY						
8	GLENREA TARGET						
9	CHLOE GRACE		5.04	5.09	2		
10	DONNYS ANGEL		5.27	5.27	1		

Disclaimer: Tasracing Pty Ltd accepts no responsibility for the completeness or accuracy of any of the information contained herein, and makes no representations about its suitability for any particular purpose. Users should make their own judgements about those matters and/or seek independent advice. You assume all risks associated with use of the data provided on this page.

Copyright Tasracing 2014. Not to be reproduced or distributed without permission.



Greyhound Early Speed Maps

Launceston 25 November 2014

Tasracing's Greyhound Early Speed Maps identify greyhounds who have run their first sectionals the fastest on average over all previous starts providing an indication of future performance. The longer horizontal bars represent faster starters.

BFS@Box - Indicates the fastest first split time the greyhound has recorded from this box, and the number of times it has started in this box number.

BFS - Best First Split.

Av FS - Average First Split

Race 3	Grade: Juvenile	Dist: 515					
Box	Name	BFS@Box	BFS	Av FS	Starts at this track/dist	Early Speed Map	
1	BUCKLE UP ZEUS		5.15	5.22	5		
2	RAZ SIMPSON						
3	KNEAD THE DOUGH		5.3	5.33	6		
4	ANNIES SONG						
5	MAGIC MICRON	5.26 (1)	5.2	5.26	3		
6	LOCH LEVEN		5.35	5.35	1		
7	BEARVILLE WIGI						
8	BRAD HILL BILLY						
9	SPEED OF RHINO		5.27	5.33	2		
10	CYNDIANA MISS						

Disclaimer: Tasracing Pty Ltd accepts no responsibility for the completeness or accuracy of any of the information contained herein, and makes no representations about its suitability for any particular purpose. Users should make their own judgements about those matters and/or seek independent advice. You assume all risks associated with use of the data provided on this page.

Copyright Tasracing 2014. Not to be reproduced or distributed without permission.



Greyhound Early Speed Maps

Launceston 25 November 2014

Tasracing's Greyhound Early Speed Maps identify greyhounds who have run their first sectionals the fastest on average over all previous starts providing an indication of future performance. The longer horizontal bars represent faster starters.

BFS@Box - Indicates the fastest first split time the greyhound has recorded from this box, and the number of times it has started in this box number.

BFS - Best First Split.

Av FS - Average First Split

Race 4	Grade: Juvenile	Dist: 278					
Box	Name	BFS@Box	BFS	Av FS	Starts at this track/dist	Early Speed Map	
1	MENTAL AS HARRY						
2	TAIL ENDER						
3	HARRYS MATE						
4	GLENREA VISION		5.15	5.15	1		
5	ANOTHER MANEATER		5.09	5.11	2		
6	GROOVER GROOVER						
7	POSH FAITH		5.18	5.19	2		
8	HOWZAT ERNIE		5.14	5.16	2		
9	QUEEN OF SOLO		5.12	5.12	1		
10	DANGER DUCK						

Disclaimer: Tasracing Pty Ltd accepts no responsibility for the completeness or accuracy of any of the information contained herein, and makes no representations about its suitability for any particular purpose. Users should make their own judgements about those matters and/or seek independent advice. You assume all risks associated with use of the data provided on this page.

Copyright Tasracing 2014. Not to be reproduced or distributed without permission.



Greyhound Early Speed Maps

Launceston 25 November 2014

Tasracing's Greyhound Early Speed Maps identify greyhounds who have run their first sectionals the fastest on average over all previous starts providing an indication of future performance. The longer horizontal bars represent faster starters.

BFS@Box - Indicates the fastest first split time the greyhound has recorded from this box, and the number of times it has started in this box number.

BFS - Best First Split.

Av FS - Average First Split

Race 5	Grade: Grade 3	Dist: 515					
Box	Name	BFS@Box	BFS	Av FS	Starts at this track/dist	Early Speed Map	
1	WINKLEA BENT	5.18 (4)	5.14	5.24	21		
2	POINT MADE	5.17 (2)	5.15	5.22	8		
3	ROXY RHYTHM	5.22 (1)	5.07	5.12	13		
4	SUPERBOWL	5.12 (3)	5.12	5.2	9		
5	BAG OF SPICE	5.23 (2)	5.2	5.26	16		
6	BUCKLE UP BARNEY	5.1 (4)	5.1	5.19	20		
7	AMAZING HARRY		5.1	5.18	5		
8	HIGH SIERRA	5.1 (4)	5.08	5.19	16		
9							
10							

Disclaimer: Tasracing Pty Ltd accepts no responsibility for the completeness or accuracy of any of the information contained herein, and makes no representations about its suitability for any particular purpose. Users should make their own judgements about those matters and/or seek independent advice. You assume all risks associated with use of the data provided on this page.
 Copyright Tasracing 2014. Not to be reproduced or distributed without permission.



Greyhound Early Speed Maps

Launceston 25 November 2014

Tasracing's Greyhound Early Speed Maps identify greyhounds who have run their first sectionals the fastest on average over all previous starts providing an indication of future performance. The longer horizontal bars represent faster starters.

BFS@Box - Indicates the fastest first split time the greyhound has recorded from this box, and the number of times it has started in this box number.

BFS - Best First Split.

Av FS - Average First Split

Race 6	Grade: Grade 4	Dist: 515					
Box	Name	BFS@Box	BFS	Av FS	Starts at this track/dist	Early Speed Map	
1	SHANLYN VAPOUR	5.11 (1)	5.09	5.21	12		
2	SURFS UP NOVA		5.13	5.21	7		
3	DIXIE LANE		5.09	5.26	3		
4	BLUE MCCOOL	5.12 (4)	5.08	5.16	19		
5	RED FANG	5.26 (1)	5.1	5.21	6		
6	JADIE BEAR		5.17	5.23	2		
7	GET UP ALVIN	5.23 (2)	5.15	5.22	18		
8	PRINCESS GEMINI		5.13	5.13	1		
9	KING NITRO		5.06	5.17	4		
10	QUICK ADVANCE		5.06	5.17	16		

Disclaimer: Tasracing Pty Ltd accepts no responsibility for the completeness or accuracy of any of the information contained herein, and makes no representations about its suitability for any particular purpose. Users should make their own judgements about those matters and/or seek independent advice. You assume all risks associated with use of the data provided on this page.
Copyright Tasracing 2014. Not to be reproduced or distributed without permission.



Greyhound Early Speed Maps

Launceston 25 November 2014

Tasracing's Greyhound Early Speed Maps identify greyhounds who have run their first sectionals the fastest on average over all previous starts providing an indication of future performance. The longer horizontal bars represent faster starters.

BFS@Box - Indicates the fastest first split time the greyhound has recorded from this box, and the number of times it has started in this box number.

BFS - Best First Split.

Av FS - Average First Split

Race 7	Grade: Grade 5	Dist: 515					
Box	Name	BFS@Box	BFS	Av FS	Starts at this track/dist	Early Speed Map	
1	TAX TOY		5.17	5.23	2		
2	MIDNIGHT BIRD		5.36	5.36	1		
3	MYRTLES TURTLE						
4	ORIGIN DECIDER		5.12	5.24	6		
5	DOUBLE CHANCE		5.26	5.28	2		
6	ITS CRUNCH TIME		5.24	5.24	1		
7	OUR OLLIE						
8	ROSE FERN		5.08	5.14	3		
9	CAPTAIN LANE		5.39	5.39	1		
10	PRINCE NITRO		5.01	5.22	3		

Disclaimer: Tasracing Pty Ltd accepts no responsibility for the completeness or accuracy of any of the information contained herein, and makes no representations about its suitability for any particular purpose. Users should make their own judgements about those matters and/or seek independent advice. You assume all risks associated with use of the data provided on this page.

Copyright Tasracing 2014. Not to be reproduced or distributed without permission.



Greyhound Early Speed Maps

Launceston 25 November 2014

Tasracing's Greyhound Early Speed Maps identify greyhounds who have run their first sectionals the fastest on average over all previous starts providing an indication of future performance. The longer horizontal bars represent faster starters.

BFS@Box - Indicates the fastest first split time the greyhound has recorded from this box, and the number of times it has started in this box number.

BFS - Best First Split.

Av FS - Average First Split

Race 8	Grade: Grade 5	Dist: 515					
Box	Name	BFS@Box	BFS	Av FS	Starts at this track/dist	Early Speed Map	
1	SHANLYN TOBY						
2	IDITAROD	5.28 (1)	5.28	5.39	8		
3	HELLYEAH EVAN	5.25 (1)	5.13	5.23	14		
4	OH SO MAZING	5.2 (2)	5.2	5.24	3		
5	SUES GUESS		5.17	5.28	10		
6	DONT PINCH	5.32 (2)	5.24	5.29	7		
7	MIDORI NITRO		5.21	5.28	5		
8	LAYLAS DREAM	5.28 (1)	5.18	5.27	5		
9	SHOTGUN ANNIE		5.18	5.18	2		
10	CAPTAIN LANE		5.39	5.39	1		

Disclaimer: Tasracing Pty Ltd accepts no responsibility for the completeness or accuracy of any of the information contained herein, and makes no representations about its suitability for any particular purpose. Users should make their own judgements about those matters and/or seek independent advice. You assume all risks associated with use of the data provided on this page.

Copyright Tasracing 2014. Not to be reproduced or distributed without permission.



Greyhound Early Speed Maps

Launceston 25 November 2014

Tasracing's Greyhound Early Speed Maps identify greyhounds who have run their first sectionals the fastest on average over all previous starts providing an indication of future performance. The longer horizontal bars represent faster starters.

BFS@Box - Indicates the fastest first split time the greyhound has recorded from this box, and the number of times it has started in this box number.

BFS - Best First Split.

Av FS - Average First Split

Race 9	Grade: Grade 5	Dist: 278					
Box	Name	BFS@Box	BFS	Av FS	Starts at this track/dist	Early Speed Map	
1	OLIVIAS DREAM		5.04	5.1	2		
2	CAHILTY		5.06	5.13	14		
3	CALLAMAC BAZ	5.21 (1)	5.14	5.19	4		
4	BLACK DIGNITY	5.11 (1)	5.06	5.17	12		
5	TOPLINE TORNADO	5.1 (1)	5.08	5.09	2		
6	HURRICANE NELL	5.14 (2)	4.99	5.15	5		
7	NOBLE MAGIC						
8	CLASSIC WILLIAM		5.16	5.25	4		
9	MARY MANIA		5.09	5.18	2		
10	YOUR NOTHIN		5.06	5.14	15		

Disclaimer: Tasracing Pty Ltd accepts no responsibility for the completeness or accuracy of any of the information contained herein, and makes no representations about its suitability for any particular purpose. Users should make their own judgements about those matters and/or seek independent advice. You assume all risks associated with use of the data provided on this page.

Copyright Tasracing 2014. Not to be reproduced or distributed without permission.



Greyhound Early Speed Maps

Launceston 25 November 2014

Tasracing's Greyhound Early Speed Maps identify greyhounds who have run their first sectionals the fastest on average over all previous starts providing an indication of future performance. The longer horizontal bars represent faster starters.

BFS@Box - Indicates the fastest first split time the greyhound has recorded from this box, and the number of times it has started in this box number.

BFS - Best First Split.

Av FS - Average First Split

Race 10	Grade: Grade 5	Dist: 515					
Box	Name	BFS@Box	BFS	Av FS	Starts at this track/dist	Early Speed Map	
1	GLOBAL DEEJAY		5.22	5.22	1		
2	HOWZAT GRACE		5.2	5.25	3		
3	KILTYS FLYER	5.34 (1)	5.29	5.31	3		
4	BRONTES BOLT	5.4 (1)	5.3	5.34	7		
5	NIGHT KEEPER	5.25 (1)	5.25	5.25	1		
6	SHANLYN PEARL						
7	MY SIDE		5.16	5.16	1		
8	MOUNTAIN CUZ		5.22	5.29	7		
9	SWINGING HAMMER		5.35	5.36	2		
10	SHOTGUN ANNIE		5.18	5.18	2		

Disclaimer: Tasracing Pty Ltd accepts no responsibility for the completeness or accuracy of any of the information contained herein, and makes no representations about its suitability for any particular purpose. Users should make their own judgements about those matters and/or seek independent advice. You assume all risks associated with use of the data provided on this page.

Copyright Tasracing 2014. Not to be reproduced or distributed without permission.