



Greyhound Early Speed Maps

Hobart 16 January 2015

Tasracing's Greyhound Early Speed Maps identify greyhounds who have run their first sectionals the fastest on average over all previous starts providing an indication of future performance. The longer horizontal bars represent faster starters.

BFS@Box - Indicates the fastest first split time the greyhound has recorded from this box, and the number of times it has started in this box number.

BFS - Best First Split.

Av FS - Average First Split

Race 1	Grade: Heat	Dist: 461					
Box	Name	BFS@Box	BFS	Av FS	Starts at this track/dist	Early Speed Map	
1	BEEMO	5.27 (3)	5.2	5.32	15		
2	TAKE UP TRACEY		5.17	5.18	2		
3	URANA BOLT	5.38 (1)	5.25	5.33	9		
4	IVE GOT YOU						
5	CHINA POWER	5.2 (1)	5.2	5.27	5		
6	SWEET BEE BEE	5.3 (2)	5.26	5.49	3		
7	SHOT GUN PUNTER		5.17	5.26	4		
8	SOWSA						
9	KIALDU ANDREY		5.34	5.38	2		
10	GRAND ANGUS		5.33	5.4	3		

Disclaimer: Tasracing Pty Ltd accepts no responsibility for the completeness or accuracy of any of the information contained herein, and makes no representations about its suitability for any particular purpose. Users should make their own judgements about those matters and/or seek independent advice. You assume all risks associated with use of the data provided on this page.

Copyright Tasracing 2014. Not to be reproduced or distributed without permission.



Greyhound Early Speed Maps

Hobart 16 January 2015

Tasracing's Greyhound Early Speed Maps identify greyhounds who have run their first sectionals the fastest on average over all previous starts providing an indication of future performance. The longer horizontal bars represent faster starters.

BFS@Box - Indicates the fastest first split time the greyhound has recorded from this box, and the number of times it has started in this box number.

BFS - Best First Split.

Av FS - Average First Split

Race 2	Grade: Heat	Dist: 461					
Box	Name	BFS@Box	BFS	Av FS	Starts at this track/dist	Early Speed Map	
1	KINLOCH MEG						
2	GUTHRIE						
3	BUCKLE UP JEM						
4	MENTAL AS HARRY		5.27	5.27	1		
5	ARCADIA KNOCK	5.28 (1)	5.22	5.25	4		
6	KIALDU SCARLET		5.3	5.32	3		
7	FLASH REBEL		5.31	5.33	3		
8	FANCY FIRE		5.32	5.32	1		
9	CLASSIC CHONG		5.23	5.28	4		
10	PASTRANA		5.31	5.31	1		

Disclaimer: Tasracing Pty Ltd accepts no responsibility for the completeness or accuracy of any of the information contained herein, and makes no representations about its suitability for any particular purpose. Users should make their own judgements about those matters and/or seek independent advice. You assume all risks associated with use of the data provided on this page.
 Copyright Tasracing 2014. Not to be reproduced or distributed without permission.



Greyhound Early Speed Maps

Hobart 16 January 2015

Tasracing's Greyhound Early Speed Maps identify greyhounds who have run their first sectionals the fastest on average over all previous starts providing an indication of future performance. The longer horizontal bars represent faster starters.

BFS@Box - Indicates the fastest first split time the greyhound has recorded from this box, and the number of times it has started in this box number.

BFS - Best First Split.

Av FS - Average First Split

Race 3	Grade: Heat	Dist: 461					
Box	Name	BFS@Box	BFS	Av FS	Starts at this track/dist	Early Speed Map	
1	BONS JOSEPH						
2	NICKY DAL'S GIRL						
3	SHANLYN TOBY		5.33	5.39	5	[Horizontal bar with grey cross-hatch pattern]	
4	STRAIGHT ARROW		5.29	5.83	2	[Horizontal bar with cyan cross-hatch pattern]	
5	KEEP YA FEET						
6	IZON SCUMPA LULU						
7	HELLYEAH SKEETA						
8	STYLISH MINNIE						
9	KIALDU ANDREY		5.34	5.38	2	[Horizontal bar with orange cross-hatch pattern]	
10	CHIN CHECK		5.44	5.44	1	[Horizontal bar with blue cross-hatch pattern]	

Disclaimer: Tasracing Pty Ltd accepts no responsibility for the completeness or accuracy of any of the information contained herein, and makes no representations about its suitability for any particular purpose. Users should make their own judgements about those matters and/or seek independent advice. You assume all risks associated with use of the data provided on this page.

Copyright Tasracing 2014. Not to be reproduced or distributed without permission.



Greyhound Early Speed Maps

Hobart 16 January 2015

Tasracing's Greyhound Early Speed Maps identify greyhounds who have run their first sectionals the fastest on average over all previous starts providing an indication of future performance. The longer horizontal bars represent faster starters.

BFS@Box - Indicates the fastest first split time the greyhound has recorded from this box, and the number of times it has started in this box number.

BFS - Best First Split.

Av FS - Average First Split

Race 4	Grade: Heat	Dist: 461					
Box	Name	BFS@Box	BFS	Av FS	Starts at this track/dist	Early Speed Map	
1	HOWZAT LIZZIE		5.26	5.26	1		
2	WORK IT		5.18	5.28	2		
3	BONS KODY						
4	IZON MABEL	5.43 (1)	5.34	5.42	3		
5	SIR FLASHALOT						
6	RIDDLES GIRL	5.22 (1)	5.22	5.25	2		
7	CLOSED CIRCUIT						
8	ABLE CHIEF	5.33 (3)	5.33	5.37	3		
9	BUCKLE UP TURBO		5.44	5.44	1		
10	CLASSIC CHONG		5.23	5.28	4		

Disclaimer: Tasracing Pty Ltd accepts no responsibility for the completeness or accuracy of any of the information contained herein, and makes no representations about its suitability for any particular purpose. Users should make their own judgements about those matters and/or seek independent advice. You assume all risks associated with use of the data provided on this page.

Copyright Tasracing 2014. Not to be reproduced or distributed without permission.



Greyhound Early Speed Maps

Hobart 16 January 2015

Tasracing's Greyhound Early Speed Maps identify greyhounds who have run their first sectionals the fastest on average over all previous starts providing an indication of future performance. The longer horizontal bars represent faster starters.

BFS@Box - Indicates the fastest first split time the greyhound has recorded from this box, and the number of times it has started in this box number.

BFS - Best First Split.

Av FS - Average First Split

Race 5	Grade: Heat	Dist: 461				
Box	Name	BFS@Box	BFS	Av FS	Starts at this track/dist	Early Speed Map
1	FROSTYS CAPABLE					
2	JULIES JET					
3	FERARO FORTE		5.24	5.24	1	
4	MAGIC CARPET					
5	CAITLAN MAY					
6	BRONELLY STRIKE		5.21	5.27	4	
7	LUCY LOGAN					
8	COLLEGE DROPOUT					
9	BOBBYS SPELL		5.4	5.4	1	
10	BUCKLE UP TURBO		5.44	5.44	1	

Disclaimer: Tasracing Pty Ltd accepts no responsibility for the completeness or accuracy of any of the information contained herein, and makes no representations about its suitability for any particular purpose. Users should make their own judgements about those matters and/or seek independent advice. You assume all risks associated with use of the data provided on this page.

Copyright Tasracing 2014. Not to be reproduced or distributed without permission.



Greyhound Early Speed Maps

Hobart 16 January 2015

Tasracing's Greyhound Early Speed Maps identify greyhounds who have run their first sectionals the fastest on average over all previous starts providing an indication of future performance. The longer horizontal bars represent faster starters.

BFS@Box - Indicates the fastest first split time the greyhound has recorded from this box, and the number of times it has started in this box number.

BFS - Best First Split.

Av FS - Average First Split

Race 6	Grade: Heat	Dist: 461					
Box	Name	BFS@Box	BFS	Av FS	Starts at this track/dist	Early Speed Map	
1	VEES ASSASSIN						
2	MYRTLE RICHARDS						
3	POAS GIRL		5.35	5.35	1		
4	KYAH JENNY						
5	HOWZAT ERNIE						
6	IVE GOT CLASS						
7	RUN DONT WAIT		5.26	5.26	1		
8	BUCKLE UP ZAC		5.48	5.48	1		
9	BLACK EST		5.35	5.35	1		
10	GRAND ANGUS		5.33	5.4	3		

Disclaimer: Tasracing Pty Ltd accepts no responsibility for the completeness or accuracy of any of the information contained herein, and makes no representations about its suitability for any particular purpose. Users should make their own judgements about those matters and/or seek independent advice. You assume all risks associated with use of the data provided on this page.

Copyright Tasracing 2014. Not to be reproduced or distributed without permission.



Greyhound Early Speed Maps

Hobart 16 January 2015

Tasracing's Greyhound Early Speed Maps identify greyhounds who have run their first sectionals the fastest on average over all previous starts providing an indication of future performance. The longer horizontal bars represent faster starters.

BFS@Box - Indicates the fastest first split time the greyhound has recorded from this box, and the number of times it has started in this box number.

BFS - Best First Split.

Av FS - Average First Split

Race 7	Grade: Heat	Dist: 461					
Box	Name	BFS@Box	BFS	Av FS	Starts at this track/dist	Early Speed Map	
1	DESPICABLE TODD						
2	HAPPY JEFF						
3	DARK NEMESIS						
4	BUCKLE UP SHARKY		5.27	5.33	5		
5	KIALDU DEAN		5.38	5.38	1		
6	ARCTIC POSH		5.36	5.36	1		
7	LEO GETS						
8	JOE EMERY						
9	BAGS OF HOPE		5.25	5.25	1		
10	CALLAMAC FENCER		5.32	5.34	3		

Disclaimer: Tasracing Pty Ltd accepts no responsibility for the completeness or accuracy of any of the information contained herein, and makes no representations about its suitability for any particular purpose. Users should make their own judgements about those matters and/or seek independent advice. You assume all risks associated with use of the data provided on this page.

Copyright Tasracing 2014. Not to be reproduced or distributed without permission.



Greyhound Early Speed Maps







Hobart 16 January 2015

Tasracing's Greyhound Early Speed Maps identify greyhounds who have run their first sectionals the fastest on average over all previous starts providing an indication of future performance. The longer horizontal bars represent faster starters.

BFS@Box - Indicates the fastest first split time the greyhound has recorded from this box, and the number of times it has started in this box number.

BFS - Best First Split.

Av FS - Average First Split

Race 8	Grade: Heat	Dist: 461					
Box	Name	BFS@Box	BFS	Av FS	Starts at this track/dist	Early Speed Map	
1	IZON ZELDA	5.42 (1)	5.42	5.9	2		
2	RIVULET						
3	CURRAGH						
4	BUCKLE UP DUDE		5.4	5.4	1		
5	ZARKOS DREAM						
6	MR. FENCER	5.3 (1)	5.25	5.28	3		
7	JAZAANS BOY		5.19	5.19	1		
8	SCOOTERS CAPABLE						
9	CALLAMAC FENCER		5.32	5.34	3		
10	JAKE KEEPING		5.29	5.34	3		

Disclaimer: Tasracing Pty Ltd accepts no responsibility for the completeness or accuracy of any of the information contained herein, and makes no representations about its suitability for any particular purpose. Users should make their own judgements about those matters and/or seek independent advice. You assume all risks associated with use of the data provided on this page.

Copyright Tasracing 2014. Not to be reproduced or distributed without permission.



Greyhound Early Speed Maps

Hobart 16 January 2015

Tasracing's Greyhound Early Speed Maps identify greyhounds who have run their first sectionals the fastest on average over all previous starts providing an indication of future performance. The longer horizontal bars represent faster starters.

BFS@Box - Indicates the fastest first split time the greyhound has recorded from this box, and the number of times it has started in this box number.

BFS - Best First Split.

Av FS - Average First Split

Race 9	Grade: Heat	Dist: 461					
Box	Name	BFS@Box	BFS	Av FS	Starts at this track/dist	Early Speed Map	
1	PRINCE SOLO		5.31	5.39	6		
2	MAXIMUM CARLY						
3	ONE MAN ARMY		5.34	5.39	3		
4	NIMBLE ERIN		5.31	5.32	3		
5	OUTSKIRTS						
6	HIGHLY SEDUCTIVE						
7	BUCKLE UP ZERO						
8	TARMA LASS		5.21	5.21	1		
9	JAKE KEEPING		5.29	5.34	3		
10	KENNYS MOOSE		5.44	5.44	1		

Disclaimer: Tasracing Pty Ltd accepts no responsibility for the completeness or accuracy of any of the information contained herein, and makes no representations about its suitability for any particular purpose. Users should make their own judgements about those matters and/or seek independent advice. You assume all risks associated with use of the data provided on this page.

Copyright Tasracing 2014. Not to be reproduced or distributed without permission.



Greyhound Early Speed Maps

Hobart 16 January 2015

Tasracing's Greyhound Early Speed Maps identify greyhounds who have run their first sectionals the fastest on average over all previous starts providing an indication of future performance. The longer horizontal bars represent faster starters.

BFS@Box - Indicates the fastest first split time the greyhound has recorded from this box, and the number of times it has started in this box number.

BFS - Best First Split.

Av FS - Average First Split

Race 10	Grade: Heat	Dist: 461					
Box	Name	BFS@Box	BFS	Av FS	Starts at this track/dist	Early Speed Map	
1	CRYSTALS WAY						
2	CLASSIC JUDD		5.23	5.33	3		
3	DANGER DUCK		5.22	5.22	1		
4	TEENY SPIDA						
5	SPRING STEEN						
6	POSH PEPPER		5.28	5.33	2		
7	BEARVILLE WIGI		5.34	5.34	1		
8	BENJI FARMER		5.27	5.27	1		
9	BUCKLE UP SCOOT		5.19	5.25	6		
10	BOBBYS SPELL		5.4	5.4	1		

Disclaimer: Tasracing Pty Ltd accepts no responsibility for the completeness or accuracy of any of the information contained herein, and makes no representations about its suitability for any particular purpose. Users should make their own judgements about those matters and/or seek independent advice. You assume all risks associated with use of the data provided on this page.
 Copyright Tasracing 2014. Not to be reproduced or distributed without permission.



Greyhound Early Speed Maps

Hobart 16 January 2015

Tasracing's Greyhound Early Speed Maps identify greyhounds who have run their first sectionals the fastest on average over all previous starts providing an indication of future performance. The longer horizontal bars represent faster starters.

BFS@Box - Indicates the fastest first split time the greyhound has recorded from this box, and the number of times it has started in this box number.

BFS - Best First Split.

Av FS - Average First Split

Race 11	Grade: Heat	Dist: 461					
Box	Name	BFS@Box	BFS	Av FS	Starts at this track/dist	Early Speed Map	
1	BIO HAZARD						
2	COSMIC MISSILE						
3	FERARO REVENGE		5.28	5.28	1		
4	BEARVILLE MILLY	5.13 (1)	5.13	5.13	1		
5	HUNTER BEVEN						
6	DOCILE DEAN						
7	ARNHEN VILLAIN	5.25 (1)	5.17	5.27	5		
8	GLADSTON						
9	BUCKLE UP SCOOT		5.19	5.25	6		
10	PASTRANA		5.31	5.31	1		

Disclaimer: Tasracing Pty Ltd accepts no responsibility for the completeness or accuracy of any of the information contained herein, and makes no representations about its suitability for any particular purpose. Users should make their own judgements about those matters and/or seek independent advice. You assume all risks associated with use of the data provided on this page.

Copyright Tasracing 2014. Not to be reproduced or distributed without permission.



Greyhound Early Speed Maps

Hobart 16 January 2015

Tasracing's Greyhound Early Speed Maps identify greyhounds who have run their first sectionals the fastest on average over all previous starts providing an indication of future performance. The longer horizontal bars represent faster starters.

BFS@Box - Indicates the fastest first split time the greyhound has recorded from this box, and the number of times it has started in this box number.

BFS - Best First Split.

Av FS - Average First Split

Race 12	Grade: Open	Dist: 461					
Box	Name	BFS@Box	BFS	Av FS	Starts at this track/dist	Early Speed Map	
1	REDDINGTON		5.41	5.41	1		
2	MISS INFORMED						
3	OUR OLLIE	5.45 (1)	5.45	5.45	1		
4	SIR RIOLI	5.24 (3)	5.19	5.26	15		
5	BUCKLE UP TANGO	5.41 (1)	5.21	5.34	9		
6	PRAMAC		5.38	5.38	1		
7	TAIL ENDER	5.32 (1)	5.32	5.32	1		
8	MASERATTI DUCK						
9	CHIN CHECK		5.44	5.44	1		
10	BLACK EST		5.35	5.35	1		

Disclaimer: Tasracing Pty Ltd accepts no responsibility for the completeness or accuracy of any of the information contained herein, and makes no representations about its suitability for any particular purpose. Users should make their own judgements about those matters and/or seek independent advice. You assume all risks associated with use of the data provided on this page.

Copyright Tasracing 2014. Not to be reproduced or distributed without permission.