



# Greyhound Early Speed Maps

Hobart 19 February 2015

Tasracing's Greyhound Early Speed Maps identify greyhounds who have run their first sectionals the fastest on average over all previous starts providing an indication of future performance. The longer horizontal bars represent faster starters.

**BFS@Box** - Indicates the fastest first split time the greyhound has recorded from this box, and the number of times it has started in this box number.

**BFS** - Best First Split.

**Av FS** - Average First Split

Race 1	Grade: Grade 6	Dist: 461				
Box	Name	BFS@Box	BFS	Av FS	Starts at this track/dist	Early Speed Map
1	HATTIE BEE		5.45	5.45	1	
2	BAGS OF HOPE		5.2	5.23	4	
3	HELLYEAH SKEETA		5.37	5.37	1	
4	STRAIGHT ARROW		5.27	5.5	5	
5	TARMA LASS		5.21	5.3	2	
6	ARNHEM NITRO		5.32	5.32	1	
7	BUCKLE UP DUDE		5.2	5.29	4	
8	MILLERS MAGIC					
9	JOE EMERY		5.25	5.25	1	
10	BUCKLE UP HUTTO		5.28	5.33	3	

Disclaimer: Tasracing Pty Ltd accepts no responsibility for the completeness or accuracy of any of the information contained herein, and makes no representations about its suitability for any particular purpose. Users should make their own judgements about those matters and/or seek independent advice. You assume all risks associated with use of the data provided on this page.

Copyright Tasracing 2014. Not to be reproduced or distributed without permission.



# Greyhound Early Speed Maps

Hobart 19 February 2015

Tasracing's Greyhound Early Speed Maps identify greyhounds who have run their first sectionals the fastest on average over all previous starts providing an indication of future performance. The longer horizontal bars represent faster starters.

**BFS@Box** - Indicates the fastest first split time the greyhound has recorded from this box, and the number of times it has started in this box number.

**BFS** - Best First Split.

**Av FS** - Average First Split

Race 2	Grade: Grade 6	Dist: 461					
Box	Name	BFS@Box	BFS	Av FS	Starts at this track/dist	Early Speed Map	
1	BUCKLE UP TANGO	5.38 (3)	5.21	5.34	13		
2	KNEAD THE DOUGH		5.27	5.35	7		
3	DANGER DUCK	5.28 (1)	5.22	5.26	4		
4	SPRING GULLY JED						
5	DARK NEMESIS	5.2 (1)	5.2	5.24	4		
6	MY SIDE		5.22	5.28	4		
7	MAVISTA FALLS	5.16 (1)	5.12	5.17	6		
8	CRYSTALS WAY		5.4	5.45	2		
9	SHIMMY IT						
10	GANGSTER GUN						

Disclaimer: Tasracing Pty Ltd accepts no responsibility for the completeness or accuracy of any of the information contained herein, and makes no representations about its suitability for any particular purpose. Users should make their own judgements about those matters and/or seek independent advice. You assume all risks associated with use of the data provided on this page.

Copyright Tasracing 2014. Not to be reproduced or distributed without permission.



# Greyhound Early Speed Maps

Hobart 19 February 2015

Tasracing's Greyhound Early Speed Maps identify greyhounds who have run their first sectionals the fastest on average over all previous starts providing an indication of future performance. The longer horizontal bars represent faster starters.

**BFS@Box** - Indicates the fastest first split time the greyhound has recorded from this box, and the number of times it has started in this box number.

**BFS** - Best First Split.

**Av FS** - Average First Split

Race 3		Grade: Juvenile Graduation		Dist: 461		
Box	Name	BFS@Box	BFS	Av FS	Starts at this track/dist	Early Speed Map
1	PRAMAC		5.26	5.33	4	
2	FERARO FORTE	5.21 (1)	5.18	5.24	5	
3	THERMAL EXPANSE	5.42 (1)	5.25	5.31	11	
4	GO BETTY GO		5.13	5.26	5	
5	NEILINA		5.11	5.23	3	
6	SWINGING HAMMER		5.26	5.39	4	
7	PREPOSSESSING		5.19	5.3	5	
8	RIDDLES GIRL		5.2	5.23	4	
9	IZON MABEL		5.34	5.41	5	
10	SIR FLASHALOT		5.25	5.32	3	

Disclaimer: Tasracing Pty Ltd accepts no responsibility for the completeness or accuracy of any of the information contained herein, and makes no representations about its suitability for any particular purpose. Users should make their own judgements about those matters and/or seek independent advice. You assume all risks associated with use of the data provided on this page.

Copyright Tasracing 2014. Not to be reproduced or distributed without permission.



# Greyhound Early Speed Maps

Hobart 19 February 2015

Tasracing's Greyhound Early Speed Maps identify greyhounds who have run their first sectionals the fastest on average over all previous starts providing an indication of future performance. The longer horizontal bars represent faster starters.

**BFS@Box** - Indicates the fastest first split time the greyhound has recorded from this box, and the number of times it has started in this box number.

**BFS** - Best First Split.

**Av FS** - Average First Split

Race 4	Grade: Maiden	Dist: 461				
Box	Name	BFS@Box	BFS	Av FS	Starts at this track/dist	Early Speed Map
1	BRONELLY STRIKE		5.21	5.27	6	
2	KIALDU ANDREY		5.3	5.36	5	
3	SHOT GUN PUNTER	5.17 (2)	5.17	5.28	6	
4	IZON MABEL	5.43 (2)	5.34	5.41	5	
5	CLASSIC JUDD		5.23	5.33	6	
6	GUTHRIE		5.25	5.33	2	
7	BEAVER BIRCHALL	5.31 (1)	5.31	5.33	2	
8	CLOSED CIRCUIT		5.27	5.34	4	
9	FERARO FORTITUDE		5.42	5.42	1	
10	URANA BOLT		5.25	5.33	10	

Disclaimer: Tasracing Pty Ltd accepts no responsibility for the completeness or accuracy of any of the information contained herein, and makes no representations about its suitability for any particular purpose. Users should make their own judgements about those matters and/or seek independent advice. You assume all risks associated with use of the data provided on this page.

Copyright Tasracing 2014. Not to be reproduced or distributed without permission.



# Greyhound Early Speed Maps

Hobart 19 February 2015

Tasracing's Greyhound Early Speed Maps identify greyhounds who have run their first sectionals the fastest on average over all previous starts providing an indication of future performance. The longer horizontal bars represent faster starters.

**BFS@Box** - Indicates the fastest first split time the greyhound has recorded from this box, and the number of times it has started in this box number.

**BFS** - Best First Split.

**Av FS** - Average First Split

Race 5	Grade: Grade 5	Dist: 461					
Box	Name	BFS@Box	BFS	Av FS	Starts at this track/dist	Early Speed Map	
1	CRIMSON LEIGH		5.28	5.28	2		
2	MAURA BELLA		5.22	5.22	1		
3	PRINCE SOLO		5.31	5.42	8		
4	BENZEMA	5.56 (1)	5.28	5.39	15		
5	WILD INTENTION	5.25 (1)	5.2	5.23	4		
6	RUBY BAILEY	5.2 (1)	5.2	5.27	11		
7	BEEMO	5.28 (3)	5.2	5.31	19		
8	BLUE SLUGGER		5.22	5.28	8		
9	SHANLYN WITCH		5.17	5.2	2		
10	WYNBURN BLAZE		5.26	5.35	17		

Disclaimer: Tasracing Pty Ltd accepts no responsibility for the completeness or accuracy of any of the information contained herein, and makes no representations about its suitability for any particular purpose. Users should make their own judgements about those matters and/or seek independent advice. You assume all risks associated with use of the data provided on this page.

Copyright Tasracing 2014. Not to be reproduced or distributed without permission.



# Greyhound Early Speed Maps

Hobart 19 February 2015

Tasracing's Greyhound Early Speed Maps identify greyhounds who have run their first sectionals the fastest on average over all previous starts providing an indication of future performance. The longer horizontal bars represent faster starters.

**BFS@Box** - Indicates the fastest first split time the greyhound has recorded from this box, and the number of times it has started in this box number.

**BFS** - Best First Split.

**Av FS** - Average First Split

Race 6	Grade: Grade 4	Dist: 461					
Box	Name	BFS@Box	BFS	Av FS	Starts at this track/dist	Early Speed Map	
1	BULLA COUNTRY		5.11	5.15	3		
2	YEAH RIGHT	5.22 (1)	5.21	5.29	14		
3	REBELATION		5.17	5.23	5		
4	GEMSTONE JACK	5.25 (1)	5.16	5.26	23		
5	HANKOS						
6	OUTSIDE IN		5.15	5.24	3		
7	BOLD INTENTION	5.25 (1)	5.12	5.24	8		
8	NICKNAC NORRIS	5.34 (3)	5.3	5.4	11		
9	RAPIDDORE		5.22	5.29	6		
10	HAY TY		5.12	5.16	6		

Disclaimer: Tasracing Pty Ltd accepts no responsibility for the completeness or accuracy of any of the information contained herein, and makes no representations about its suitability for any particular purpose. Users should make their own judgements about those matters and/or seek independent advice. You assume all risks associated with use of the data provided on this page.

Copyright Tasracing 2014. Not to be reproduced or distributed without permission.



# Greyhound Early Speed Maps

Hobart 19 February 2015

Tasracing's Greyhound Early Speed Maps identify greyhounds who have run their first sectionals the fastest on average over all previous starts providing an indication of future performance. The longer horizontal bars represent faster starters.

**BFS@Box** - Indicates the fastest first split time the greyhound has recorded from this box, and the number of times it has started in this box number.

**BFS** - Best First Split.

**Av FS** - Average First Split

Race 7	Grade: Grade 5	Dist: 461					
Box	Name	BFS@Box	BFS	Av FS	Starts at this track/dist	Early Speed Map	
1	KILTYS FLYER	5.3 (2)	5.28	5.32	10		
2	PETRIE		5.32	5.32	1		
3	WASHINGTON		5.32	5.33	2		
4	REAL IMPACT	5.36 (1)	5.3	5.36	11		
5	IZON ZELDA		5.37	5.4	3		
6	STELLA ACT	5.27 (1)	5.24	5.34	12		
7	DIAMOND JACK						
8	BROTHER JAKE		5.11	5.19	5		
9	RAZ SIMPSON		5.13	5.23	7		
10	MOUNTAIN CUZ		5.29	5.36	4		

Disclaimer: Tasracing Pty Ltd accepts no responsibility for the completeness or accuracy of any of the information contained herein, and makes no representations about its suitability for any particular purpose. Users should make their own judgements about those matters and/or seek independent advice. You assume all risks associated with use of the data provided on this page.

Copyright Tasracing 2014. Not to be reproduced or distributed without permission.



# Greyhound Early Speed Maps

Hobart 19 February 2015

Tasracing's Greyhound Early Speed Maps identify greyhounds who have run their first sectionals the fastest on average over all previous starts providing an indication of future performance. The longer horizontal bars represent faster starters.

**BFS@Box** - Indicates the fastest first split time the greyhound has recorded from this box, and the number of times it has started in this box number.

**BFS** - Best First Split.

**Av FS** - Average First Split

Race 8	Grade: Grade 5	Dist: 461					
Box	Name	BFS@Box	BFS	Av FS	Starts at this track/dist	Early Speed Map	
1	DAWNS BEST						
2	POPPY GREENE						
3	JOELS PRIDE						
4	REDDINGTON	5.37 (1)	5.26	5.35	4		
5	ANTIVIST	5.23 (1)	5.16	5.26	9		
6	SIMPSONS BAY	5.18 (1)	5.18	5.26	11		
7	NIGHT KEEPER	5.16 (1)	5.16	5.24	10		
8	UKULELE SWINGER	5.34 (1)	5.31	5.34	3		
9	IZON SCUMPA LULU		5.21	5.29	4		
10	ITS CRUNCH TIME		5.2	5.38	17		

Disclaimer: Tasracing Pty Ltd accepts no responsibility for the completeness or accuracy of any of the information contained herein, and makes no representations about its suitability for any particular purpose. Users should make their own judgements about those matters and/or seek independent advice. You assume all risks associated with use of the data provided on this page.

Copyright Tasracing 2014. Not to be reproduced or distributed without permission.





# Greyhound Early Speed Maps











Hobart 19 February 2015

Tasracing's Greyhound Early Speed Maps identify greyhounds who have run their first sectionals the fastest on average over all previous starts providing an indication of future performance. The longer horizontal bars represent faster starters.

**BFS@Box** - Indicates the fastest first split time the greyhound has recorded from this box, and the number of times it has started in this box number.

**BFS** - Best First Split.

**Av FS** - Average First Split

Race 9	Grade: Maiden	Dist: 461					
Box	Name	BFS@Box	BFS	Av FS	Starts at this track/dist	Early Speed Map	
1	HOWZAT ERNIE		5.14	5.2	3		
2	KYLES PRIDE						
3	BLACK EST		5.35	5.42	4		
4	HIGHLY SEDUCTIVE		5.33	5.41	2		
5	TOMATO SAUCE						
6	KIALDU SCARLET	5.35 (1)	5.3	5.33	4		
7	PAGAN MIDNIGHT		5.22	5.22	1		
8	CLASSIC CHONG	5.37 (1)	5.2	5.28	6		
9	KYAH JENNY		5.31	5.32	2		
10	KIALDU DEAN		5.35	5.37	2		

Disclaimer: Tasracing Pty Ltd accepts no responsibility for the completeness or accuracy of any of the information contained herein, and makes no representations about its suitability for any particular purpose. Users should make their own judgements about those matters and/or seek independent advice. You assume all risks associated with use of the data provided on this page.

Copyright Tasracing 2014. Not to be reproduced or distributed without permission.



# Greyhound Early Speed Maps

Hobart 19 February 2015

Tasracing's Greyhound Early Speed Maps identify greyhounds who have run their first sectionals the fastest on average over all previous starts providing an indication of future performance. The longer horizontal bars represent faster starters.

**BFS@Box** - Indicates the fastest first split time the greyhound has recorded from this box, and the number of times it has started in this box number.

**BFS** - Best First Split.

**Av FS** - Average First Split

Race 10	Grade: Grade 4	Dist: 461					
Box	Name	BFS@Box	BFS	Av FS	Starts at this track/dist	Early Speed Map	
1	KINLOCH WARRIOR	5.34 (1)	5.3	5.35	8		
2	EXPLOSIVE GAS		5.04	5.11	4		
3	PRINCE NITRO	5.25 (2)	5.11	5.28	11		
4	RYLEES ROGUE		5.2	5.24	4		
5	NADASTROM		5.23	5.28	5		
6	MAURIE BABA	5.17 (5)	5.17	5.3	22		
7	LAKERVILLE		5.25	5.33	5		
8	TRULY LOYAL		5.25	5.25	1		
9	HAY TY		5.12	5.16	6		
10	RAPIDDORE		5.22	5.29	6		

Disclaimer: Tasracing Pty Ltd accepts no responsibility for the completeness or accuracy of any of the information contained herein, and makes no representations about its suitability for any particular purpose. Users should make their own judgements about those matters and/or seek independent advice. You assume all risks associated with use of the data provided on this page.

Copyright Tasracing 2014. Not to be reproduced or distributed without permission.



# Greyhound Early Speed Maps

Hobart 19 February 2015

Tasracing's Greyhound Early Speed Maps identify greyhounds who have run their first sectionals the fastest on average over all previous starts providing an indication of future performance. The longer horizontal bars represent faster starters.

**BFS@Box** - Indicates the fastest first split time the greyhound has recorded from this box, and the number of times it has started in this box number.

**BFS** - Best First Split.

**Av FS** - Average First Split

Race 11	Grade: Grade 5	Dist: 461					
Box	Name	BFS@Box	BFS	Av FS	Starts at this track/dist	Early Speed Map	
1	BAD LUCK GRAHAM		5.17	5.17	2		
2	TOPLINE TORNADO	5.26 (1)	5.14	5.22	6		
3	DUNGARVAN						
4	SPANGHER TACK	5.32 (1)	5.32	5.38	3		
5	AREBA MISS		5.33	5.37	3		
6	WHAT IT SHRINKS	5.21 (2)	5.11	5.21	9		
7	LOVES IT						
8	JAZAANS BOY	5.18 (1)	5.18	5.26	4		
9	AEROHOUND		5.26	5.35	9		
10	MOVING MONEY		5.22	5.27	7		

Disclaimer: Tasracing Pty Ltd accepts no responsibility for the completeness or accuracy of any of the information contained herein, and makes no representations about its suitability for any particular purpose. Users should make their own judgements about those matters and/or seek independent advice. You assume all risks associated with use of the data provided on this page.

Copyright Tasracing 2014. Not to be reproduced or distributed without permission.