



# Greyhound Early Speed Maps

Devonport 03 March 2015

Tasracing's Greyhound Early Speed Maps identify greyhounds who have run their first sectionals the fastest on average over all previous starts providing an indication of future performance. The longer horizontal bars represent faster starters.

**BFS@Box** - Indicates the fastest first split time the greyhound has recorded from this box, and the number of times it has started in this box number.

**BFS** - Best First Split.

**Av FS** - Average First Split

Race 1	Grade: Grade 6	Dist: 452					
Box	Name	BFS@Box	BFS	Av FS	Starts at this track/dist	Early Speed Map	
1	MARLEY ROSE						
2	CRYSTALS WAY		6.5	6.5	1		
3	ANDARIEL						
4	KIRUNA	6.27 (1)	6.17	6.22	2		
5	SCOOTERS CAPABLE		6.12	6.3	8		
6	LOUIS SMITH						
7	HOWZAT LIZZIE		6.05	6.19	3		
8	DIRTY BOOTS		5.97	6.09	4		
9	CARRICK MARLOW		6.18	6.18	1		
10	BOUND NITRO		6.26	6.26	1		

The splits reported for Devonport are taken at 84 metres for the 452 start and 58 metres for the 580 start. These distances differ to the splits shown on the map of the Devonport Track which indicate the splits utilised in the official race results.

Disclaimer: Tasracing Pty Ltd accepts no responsibility for the completeness or accuracy of any of the information contained herein, and makes no representations about its suitability for any particular purpose. Users should make their own judgements about those matters and/or seek independent advice. You assume all risks associated with use of the data provided on this page.

Copyright Tasracing 2014. Not to be reproduced or distributed without permission.



# Greyhound Early Speed Maps

Devonport 03 March 2015

Tasracing's Greyhound Early Speed Maps identify greyhounds who have run their first sectionals the fastest on average over all previous starts providing an indication of future performance. The longer horizontal bars represent faster starters.

**BFS@Box** - Indicates the fastest first split time the greyhound has recorded from this box, and the number of times it has started in this box number.

**BFS** - Best First Split.

**Av FS** - Average First Split

Race 2	Grade: Grade 6	Dist: 452					
Box	Name	BFS@Box	BFS	Av FS	Starts at this track/dist	Early Speed Map	
1	FROSTYS CAPABLE	6.34 (2)	6.32	6.39	5		
2	KNOCKA SECRET						
3	SPEED OF RHINO	6.09 (5)	6.09	6.23	11		
4	MISTY FIORD	6.08 (1)	6.05	6.14	4		
5	KINLOCH MEG		6.28	6.28	1		
6	BEARVILLE AZZA	6.2 (1)	6.06	6.21	3		
7	ARNHEM NITRO		6.25	6.25	1		
8	REDDINGTON						
9	RICH MARLOW		6.18	6.18	1		
10	BOUND NITRO		6.26	6.26	1		

The splits reported for Devonport are taken at 84 metres for the 452 start and 58 metres for the 580 start. These distances differ to the splits shown on the map of the Devonport Track which indicate the splits utilised in the official race results.

Disclaimer: Tasracing Pty Ltd accepts no responsibility for the completeness or accuracy of any of the information contained herein, and makes no representations about its suitability for any particular purpose. Users should make their own judgements about those matters and/or seek independent advice. You assume all risks associated with use of the data provided on this page.

Copyright Tasracing 2014. Not to be reproduced or distributed without permission.



## Greyhound Early Speed Maps

Devonport 03 March 2015

Tasracing's Greyhound Early Speed Maps identify greyhounds who have run their first sectionals the fastest on average over all previous starts providing an indication of future performance. The longer horizontal bars represent faster starters.

**BFS@Box** - Indicates the fastest first split time the greyhound has recorded from this box, and the number of times it has started in this box number.

**BFS** - Best First Split.

**Av FS** - Average First Split

Race 3	Grade: Grade 5	Dist: 452					
Box	Name	BFS@Box	BFS	Av FS	Starts at this track/dist	Early Speed Map	
1	SMICHOLS		5.9	6.11	6		
2	DUNGARVAN						
3	ARNHEM ROGUE	6.06 (5)	6.05	6.18	12		
4	BENZEMA		6.12	6.26	13		
5	LAKE HYLIA	6.04 (2)	5.86	6.07	20		
6	RED OAK	6.23 (1)	6.1	6.27	9		
7	AEROHOUND		6.23	6.23	3		
8	KALISPELL		6.06	6.2	7		
9	HELLYEAH FLICKA		6.02	6.2	17		
10	ESCAPE		6.33	6.38	2		

The splits reported for Devonport are taken at 84 metres for the 452 start and 58 metres for the 580 start. These distances differ to the splits shown on the map of the Devonport Track which indicate the splits utilised in the official race results.

Disclaimer: Tasracing Pty Ltd accepts no responsibility for the completeness or accuracy of any of the information contained herein, and makes no representations about its suitability for any particular purpose. Users should make their own judgements about those matters and/or seek independent advice. You assume all risks associated with use of the data provided on this page.

Copyright Tasracing 2014. Not to be reproduced or distributed without permission.



## Greyhound Early Speed Maps

Devonport 03 March 2015

Tasracing's Greyhound Early Speed Maps identify greyhounds who have run their first sectionals the fastest on average over all previous starts providing an indication of future performance. The longer horizontal bars represent faster starters.

**BFS@Box** - Indicates the fastest first split time the greyhound has recorded from this box, and the number of times it has started in this box number.

**BFS** - Best First Split.

**Av FS** - Average First Split

Race 4	Grade: Juvenile Maiden	Dist: 580				
Box	Name	BFS@Box	BFS	Av FS	Starts at this track/dist	Early Speed Map
1	RIDDLES GIRL					
2	STRONG FEATURES					
3	BEARVILLE WIGI					
4	GRAND ANGUS					
5	CLOSED CIRCUIT					
6	LAKERVILLE					
7	IZON MABEL					
8	POAS GIRL					
9	ABLE CHIEF					
10	OUR OLLIE					

The splits reported for Devonport are taken at 84 metres for the 452 start and 58 metres for the 580 start. These distances differ to the splits shown on the map of the Devonport Track which indicate the splits utilised in the official race results.

Disclaimer: Tasracing Pty Ltd accepts no responsibility for the completeness or accuracy of any of the information contained herein, and makes no representations about its suitability for any particular purpose. Users should make their own judgements about those matters and/or seek independent advice. You assume all risks associated with use of the data provided on this page.

Copyright Tasracing 2014. Not to be reproduced or distributed without permission.



## Greyhound Early Speed Maps

Devonport 03 March 2015

Tasracing's Greyhound Early Speed Maps identify greyhounds who have run their first sectionals the fastest on average over all previous starts providing an indication of future performance. The longer horizontal bars represent faster starters.

**BFS@Box** - Indicates the fastest first split time the greyhound has recorded from this box, and the number of times it has started in this box number.

**BFS** - Best First Split.

**Av FS** - Average First Split

Race 5		Grade: Grade 5		Dist: 452			
Box	Name	BFS@Box	BFS	Av FS	Starts at this track/dist	Early Speed Map	
1	HELLYEAH SKEETA	6.22 (2)	6.22	6.26	4		
2	CODEX	6.26 (1)	6.21	6.26	3		
3	BONS KODY	6.22 (1)	6.12	6.24	6		
4	MARTA		5.88	6.05	5		
5	ROSE FERN		6.24	6.24	1		
6	TRICKY KID	5.99 (1)	5.99	6.16	4		
7	CRYSTAL INNINGS		5.88	6.01	16		
8	GUTHRIE						
9	GANGSTER GUN		6.08	6.08	1		
10	MAD JESS		6.06	6.22	14		

The splits reported for Devonport are taken at 84 metres for the 452 start and 58 metres for the 580 start. These distances differ to the splits shown on the map of the Devonport Track which indicate the splits utilised in the official race results.

Disclaimer: Tasracing Pty Ltd accepts no responsibility for the completeness or accuracy of any of the information contained herein, and makes no representations about its suitability for any particular purpose. Users should make their own judgements about those matters and/or seek independent advice. You assume all risks associated with use of the data provided on this page.

Copyright Tasracing 2014. Not to be reproduced or distributed without permission.



## Greyhound Early Speed Maps










Devonport 03 March 2015

Tasracing's Greyhound Early Speed Maps identify greyhounds who have run their first sectionals the fastest on average over all previous starts providing an indication of future performance. The longer horizontal bars represent faster starters.

**BFS@Box** - Indicates the fastest first split time the greyhound has recorded from this box, and the number of times it has started in this box number.

**BFS** - Best First Split.

**Av FS** - Average First Split

Race 6	Grade: Grade 4	Dist: 452					
Box	Name	BFS@Box	BFS	Av FS	Starts at this track/dist	Early Speed Map	
1	BUCKLE UP BARNEY	6.07 (4)	5.95	6.1	21		
2	IRISH GIFT	6.15 (1)	6.13	6.17	8		
3	GREAT TAYLORS	6.16 (3)	5.94	6.16	23		
4	PRINCE NITRO		6.08	6.18	8		
5	TOUCH OF VENUS	5.92 (2)	5.92	6.09	4		
6	MENTAL AS BEN	6.22 (1)	5.94	6.12	15		
7	WOODLEIGH DOLL	6.05 (4)	5.94	6.11	12		
8	MAKE A CUPPA	6.03 (1)	6.03	6.18	6		
9	BITMORE LYNDEE		5.84	6.09	25		

The splits reported for Devonport are taken at 84 metres for the 452 start and 58 metres for the 580 start. These distances differ to the splits shown on the map of the Devonport Track which indicate the splits utilised in the official race results.

Disclaimer: Tasracing Pty Ltd accepts no responsibility for the completeness or accuracy of any of the information contained herein, and makes no representations about its suitability for any particular purpose. Users should make their own judgements about those matters and/or seek independent advice. You assume all risks associated with use of the data provided on this page.

Copyright Tasracing 2014. Not to be reproduced or distributed without permission.



## Greyhound Early Speed Maps

Devonport 03 March 2015

Tasracing's Greyhound Early Speed Maps identify greyhounds who have run their first sectionals the fastest on average over all previous starts providing an indication of future performance. The longer horizontal bars represent faster starters.

**BFS@Box** - Indicates the fastest first split time the greyhound has recorded from this box, and the number of times it has started in this box number.

**BFS** - Best First Split.

**Av FS** - Average First Split

Race 7	Grade: Invitation	Dist: 452					
Box	Name	BFS@Box	BFS	Av FS	Starts at this track/dist	Early Speed Map	
1	RED NITRO	5.97 (3)	5.9	6.08	11		
2	BIT HOT RUSTY		6.08	6.21	13		
3	HELLYEAH EVAN	6. (4)	6	6.16	14		
4	DANIELS BAY	5.95 (5)	5.92	6.12	15		
5	KING NITRO		5.89	6.04	13		
6	AROME PECHE	6.05 (1)	6.03	6.11	8		
7	SENROR SLAMMA	5.79 (2)	5.74	5.95	22		
8	GOLDEN SAGE	5.98 (3)	5.98	6.12	17		
9	COSMIC FIRE		6.05	6.18	19		

The splits reported for Devonport are taken at 84 metres for the 452 start and 58 metres for the 580 start. These distances differ to the splits shown on the map of the Devonport Track which indicate the splits utilised in the official race results.

Disclaimer: Tasracing Pty Ltd accepts no responsibility for the completeness or accuracy of any of the information contained herein, and makes no representations about its suitability for any particular purpose. Users should make their own judgements about those matters and/or seek independent advice. You assume all risks associated with use of the data provided on this page.

Copyright Tasracing 2014. Not to be reproduced or distributed without permission.



## Greyhound Early Speed Maps

Devonport 03 March 2015

Tasracing's Greyhound Early Speed Maps identify greyhounds who have run their first sectionals the fastest on average over all previous starts providing an indication of future performance. The longer horizontal bars represent faster starters.

**BFS@Box** - Indicates the fastest first split time the greyhound has recorded from this box, and the number of times it has started in this box number.

**BFS** - Best First Split.

**Av FS** - Average First Split

Race 8	Grade: Grade 4	Dist: 452					
Box	Name	BFS@Box	BFS	Av FS	Starts at this track/dist	Early Speed Map	
1	SOUL SISTER		5.95	6.09	5		
2	BIT HOT FINCHY	6.11 (3)	6.04	6.13	7		
3	NOBLE MAGIC	6.01 (2)	6.01	6.14	7		
4	HONEST TO ROD	5.98 (5)	5.82	6	17		
5	UKULELE SWINGER	6.06 (1)	6.06	6.19	8		
6	PAINTED DOTTY	6.26 (2)	6.12	6.25	5		
7	DARK SPIDA	5.91 (3)	5.91	6.16	10		
8	IDITAROD	6.31 (2)	6.24	6.31	8		
9	BITMORE LYNDEE		5.84	6.09	25		

The splits reported for Devonport are taken at 84 metres for the 452 start and 58 metres for the 580 start. These distances differ to the splits shown on the map of the Devonport Track which indicate the splits utilised in the official race results.

Disclaimer: Tasracing Pty Ltd accepts no responsibility for the completeness or accuracy of any of the information contained herein, and makes no representations about its suitability for any particular purpose. Users should make their own judgements about those matters and/or seek independent advice. You assume all risks associated with use of the data provided on this page.

Copyright Tasracing 2014. Not to be reproduced or distributed without permission.



## Greyhound Early Speed Maps

Devonport 03 March 2015



Tasracing's Greyhound Early Speed Maps identify greyhounds who have run their first sectionals the fastest on average over all previous starts providing an indication of future performance. The longer horizontal bars represent faster starters.

**BFS@Box** - Indicates the fastest first split time the greyhound has recorded from this box, and the number of times it has started in this box number.

**BFS** - Best First Split.

**Av FS** - Average First Split

Race 9	Grade: Grade 5	Dist: 452					
Box	Name	BFS@Box	BFS	Av FS	Starts at this track/dist	Early Speed Map	
1	DIAMOND JACK	6.2 (2)	6.2	6.24	3		
2	IZON SCUMPA LULU						
3	POSH FIRE	6.24 (1)	5.93	6.19	8		
4	HOT WATER		6.24	6.33	7		
5	HOWZAT PATSY	5.86 (1)	5.86	6.25	3		
6	SENROR SCOOPY	6.25 (1)	6.08	6.2	5		
7	GIVE INTO BILLIE	6.16 (2)	6.16	6.23	3		
8	BAD LUCK GRAHAM						
9	COSMIC RAY		6	6.23	66		
10	COVEY		6.2	6.3	8		

The splits reported for Devonport are taken at 84 metres for the 452 start and 58 metres for the 580 start. These distances differ to the splits shown on the map of the Devonport Track which indicate the splits utilised in the official race results.

Disclaimer: Tasracing Pty Ltd accepts no responsibility for the completeness or accuracy of any of the information contained herein, and makes no representations about its suitability for any particular purpose. Users should make their own judgements about those matters and/or seek independent advice. You assume all risks associated with use of the data provided on this page.

Copyright Tasracing 2014. Not to be reproduced or distributed without permission.



## Greyhound Early Speed Maps











Devonport 03 March 2015

Tasracing's Greyhound Early Speed Maps identify greyhounds who have run their first sectionals the fastest on average over all previous starts providing an indication of future performance. The longer horizontal bars represent faster starters.

**BFS@Box** - Indicates the fastest first split time the greyhound has recorded from this box, and the number of times it has started in this box number.

**BFS** - Best First Split.

**Av FS** - Average First Split

Race 10		Grade: Grade 5		Dist: 452			
Box	Name	BFS@Box	BFS	Av FS	Starts at this track/dist	Early Speed Map	
1	EXPLOSIVE GAS		5.87	5.87	1		
2	NIGHT KEEPER	6.35 (1)	6.06	6.12	11		
3	HURRICANE SHELL		6.18	6.32	4		
4	CRIMSON LEIGH	6.06 (2)	6.06	6.2	8		
5	NOBLE SPIRIT		5.94	6.14	4		
6	POSH FAITH		5.93	6.01	5		
7	RUBY BAILEY	6.06 (1)	6.06	6.18	6		
8	HOPING TO PLAY		6.14	6.19	3		
9	ESCAPE		6.33	6.38	2		
10	COSMIC HARRY		6.05	6.23	23		

The splits reported for Devonport are taken at 84 metres for the 452 start and 58 metres for the 580 start. These distances differ to the splits shown on the map of the Devonport Track which indicate the splits utilised in the official race results.

Disclaimer: Tasracing Pty Ltd accepts no responsibility for the completeness or accuracy of any of the information contained herein, and makes no representations about its suitability for any particular purpose. Users should make their own judgements about those matters and/or seek independent advice. You assume all risks associated with use of the data provided on this page.

Copyright Tasracing 2014. Not to be reproduced or distributed without permission.