



# Greyhound Early Speed Maps

Launceston 02 March 2015

Tasracing's Greyhound Early Speed Maps identify greyhounds who have run their first sectionals the fastest on average over all previous starts providing an indication of future performance. The longer horizontal bars represent faster starters.

**BFS@Box** - Indicates the fastest first split time the greyhound has recorded from this box, and the number of times it has started in this box number.

**BFS** - Best First Split.

**Av FS** - Average First Split

Race 1	Grade: Grade 6	Dist: 515					
Box	Name	BFS@Box	BFS	Av FS	Starts at this track/dist	Early Speed Map	
1	COSMIC MISSILE						
2	PASTRANA		5.26	5.26	1		
3	LOOPY LUCY	5.4 (1)	5.1	5.18	7		
4	STRAIGHT ARROW	5.25 (2)	5.25	5.31	2		
5	ARCTIC POSH		5.3	5.33	3		
6	OUTSKIRTS		5.22	5.28	2		
7	TEEMAC		5.17	5.21	2		
8	STAR SUPRISE						
9	BOLD DANCER						
10	CHIN CHECK		5.3	5.3	1		

Disclaimer: Tasracing Pty Ltd accepts no responsibility for the completeness or accuracy of any of the information contained herein, and makes no representations about its suitability for any particular purpose. Users should make their own judgements about those matters and/or seek independent advice. You assume all risks associated with use of the data provided on this page.  
Copyright Tasracing 2014. Not to be reproduced or distributed without permission.



# Greyhound Early Speed Maps


## Launceston 02 March 2015

Tasracing's Greyhound Early Speed Maps identify greyhounds who have run their first sectionals the fastest on average over all previous starts providing an indication of future performance. The longer horizontal bars represent faster starters.

**BFS@Box** - Indicates the fastest first split time the greyhound has recorded from this box, and the number of times it has started in this box number.

**BFS** - Best First Split.

**Av FS** - Average First Split

Race 2	Grade: Grade 6	Dist: 278				
Box	Name	BFS@Box	BFS	Av FS	Starts at this track/dist	Early Speed Map
1	MURPHY CLAN					
2	EAGLE BLUE					
3	MAXIMUM CARLY					
4	DANGER DUCK		5.21	5.21	1	
5	VALTRA SPIRIT					
6	MASERATTI DUCK	5.31 (1)	5.31	5.31	1	
7	DAN MERCURY					
8	SIR ROCKER					

Disclaimer: Tasracing Pty Ltd accepts no responsibility for the completeness or accuracy of any of the information contained herein, and makes no representations about its suitability for any particular purpose. Users should make their own judgements about those matters and/or seek independent advice. You assume all risks associated with use of the data provided on this page. Copyright Tasracing 2014. Not to be reproduced or distributed without permission.



## Greyhound Early Speed Maps

Launceston 02 March 2015

Tasracing's Greyhound Early Speed Maps identify greyhounds who have run their first sectionals the fastest on average over all previous starts providing an indication of future performance. The longer horizontal bars represent faster starters.

**BFS@Box** - Indicates the fastest first split time the greyhound has recorded from this box, and the number of times it has started in this box number.

**BFS** - Best First Split.

**Av FS** - Average First Split

Race 3	Grade: Special Event	Dist: 600				
Box	Name	BFS@Box	BFS	Av FS	Starts at this track/dist	Early Speed Map
1	HOWZAT GRACE		9.74	9.74	1	
2	ROCK ROYALTY		9.66	9.81	5	
3	OUR SPOTTY		9.71	9.85	4	
4	LILLYCETTE		9.54	9.54	1	
5						
6	REBELATION	9.83 (1)	9.83	9.83	1	
7	REAL IMPACT	10.03 (1)	10.03	10.04	2	
8	ITS CRUNCH TIME		10.12	10.13	2	

Disclaimer: Tasracing Pty Ltd accepts no responsibility for the completeness or accuracy of any of the information contained herein, and makes no representations about its suitability for any particular purpose. Users should make their own judgements about those matters and/or seek independent advice. You assume all risks associated with use of the data provided on this page.  
Copyright Tasracing 2014. Not to be reproduced or distributed without permission.



## Greyhound Early Speed Maps

Launceston 02 March 2015

Tasracing's Greyhound Early Speed Maps identify greyhounds who have run their first sectionals the fastest on average over all previous starts providing an indication of future performance. The longer horizontal bars represent faster starters.

**BFS@Box** - Indicates the fastest first split time the greyhound has recorded from this box, and the number of times it has started in this box number.

**BFS** - Best First Split.

**Av FS** - Average First Split

Race 4	Grade: Special Event	Dist: 600					
Box	Name	BFS@Box	BFS	Av FS	Starts at this track/dist	Early Speed Map	
1	NORDIC KNIGHT	9.49 (1)	9.49	9.84	3		
2	DIXIE LANE		9.43	9.54	2		
3	NICKNAC NORRIS	9.86 (1)	9.71	9.94	10		
4	FIFTH TURTLE						
5							
6	SUES GUESS		9.85	10.08	4		
7	ARKTIKA						
8	POSH RENEE		9.78	9.78	1		

Disclaimer: Tasracing Pty Ltd accepts no responsibility for the completeness or accuracy of any of the information contained herein, and makes no representations about its suitability for any particular purpose. Users should make their own judgements about those matters and/or seek independent advice. You assume all risks associated with use of the data provided on this page.  
Copyright Tasracing 2014. Not to be reproduced or distributed without permission.



## Greyhound Early Speed Maps

Launceston 02 March 2015

Tasracing's Greyhound Early Speed Maps identify greyhounds who have run their first sectionals the fastest on average over all previous starts providing an indication of future performance. The longer horizontal bars represent faster starters.

**BFS@Box** - Indicates the fastest first split time the greyhound has recorded from this box, and the number of times it has started in this box number.

**BFS** - Best First Split.

**Av FS** - Average First Split

Race 5	Grade: Grade 5	Dist: 515					
Box	Name	BFS@Box	BFS	Av FS	Starts at this track/dist	Early Speed Map	
1	RAZ SIMPSON	5.14 (1)	5.04	5.14	5		
2	ROADHOUSE LASS		5.19	5.26	4		
3	LOU JAMES		5.3	5.38	4		
4	MIDORI NITRO	5.27 (1)	5.18	5.26	8		
5	BUCKLE UP ROCCO	5.17 (1)	5.17	5.17	1		
6	STELLA ACT		5.16	5.22	3		
7	KILTYS FLYER		5.22	5.3	6		
8	PRINCESS ZARA	5.33 (1)	5.24	5.29	2		
9	MOUNTAIN CUZ		5.22	5.29	11		
10	ALASKAN PRINCE		5.22	5.25	4		

Disclaimer: Tasracing Pty Ltd accepts no responsibility for the completeness or accuracy of any of the information contained herein, and makes no representations about its suitability for any particular purpose. Users should make their own judgements about those matters and/or seek independent advice. You assume all risks associated with use of the data provided on this page.  
Copyright Tasracing 2014. Not to be reproduced or distributed without permission.



## Greyhound Early Speed Maps

Launceston 02 March 2015

Tasracing's Greyhound Early Speed Maps identify greyhounds who have run their first sectionals the fastest on average over all previous starts providing an indication of future performance. The longer horizontal bars represent faster starters.

**BFS@Box** - Indicates the fastest first split time the greyhound has recorded from this box, and the number of times it has started in this box number.

**BFS** - Best First Split.

**Av FS** - Average First Split

Race 6	Grade: Grade 5	Dist: 515					
Box	Name	BFS@Box	BFS	Av FS	Starts at this track/dist	Early Speed Map	
1	KINLOCH WARRIOR	5.19 (2)	5.19	5.27	6		
2	MAURA BELLA		5.16	5.16	1		
3	CYNDIANA MISS	5.26 (1)	5.21	5.23	3		
4	HALF CENTURY	5.24 (1)	5.2	5.24	7		
5	KNEAD THE DOUGH		5.2	5.3	12		
6	CODE BLACK	5.35 (1)	5.16	5.22	7		
7	PACHA QUEEN	5.05 (2)	5.05	5.14	6		
8	ROSEMARKIE	5.19 (1)	5.07	5.16	4		
9	ALASKAN PRINCE		5.22	5.25	4		
10	MOUNTAIN CUZ		5.22	5.29	11		

Disclaimer: Tasracing Pty Ltd accepts no responsibility for the completeness or accuracy of any of the information contained herein, and makes no representations about its suitability for any particular purpose. Users should make their own judgements about those matters and/or seek independent advice. You assume all risks associated with use of the data provided on this page.

Copyright Tasracing 2014. Not to be reproduced or distributed without permission.



## Greyhound Early Speed Maps











Launceston 02 March 2015

Tasracing's Greyhound Early Speed Maps identify greyhounds who have run their first sectionals the fastest on average over all previous starts providing an indication of future performance. The longer horizontal bars represent faster starters.

**BFS@Box** - Indicates the fastest first split time the greyhound has recorded from this box, and the number of times it has started in this box number.

**BFS** - Best First Split.

**Av FS** - Average First Split

Race 7	Grade: Invitation	Dist: 515					
Box	Name	BFS@Box	BFS	Av FS	Starts at this track/dist	Early Speed Map	
1	YEAH RIGHT		5.12	5.24	13		
2	WEE FIRE	5. (5)	5	5.1	12		
3	GEMSTONE JACK	5.18 (1)	5.11	5.19	20		
4	TRULY LOYAL		5.1	5.19	3		
5	NOOES LAD	4.99 (5)	4.96	5.08	40		
6	STAR CHAMBER		5.12	5.23	9		
7	MINNIE MOGUL	5.02 (3)	5.02	5.12	18		
8	BAG OF SPICE	5.28 (1)	5.2	5.26	17		
9	GO BETTY GO		5.05	5.21	19		
10	CLASSIC SPENCE		5.01	5.2	21		

Disclaimer: Tasracing Pty Ltd accepts no responsibility for the completeness or accuracy of any of the information contained herein, and makes no representations about its suitability for any particular purpose. Users should make their own judgements about those matters and/or seek independent advice. You assume all risks associated with use of the data provided on this page.

Copyright Tasracing 2014. Not to be reproduced or distributed without permission.



## Greyhound Early Speed Maps










Launceston 02 March 2015

Tasracing's Greyhound Early Speed Maps identify greyhounds who have run their first sectionals the fastest on average over all previous starts providing an indication of future performance. The longer horizontal bars represent faster starters.

**BFS@Box** - Indicates the fastest first split time the greyhound has recorded from this box, and the number of times it has started in this box number.

**BFS** - Best First Split.

**Av FS** - Average First Split

Race 8	Grade: Grade 5	Dist: 515					
Box	Name	BFS@Box	BFS	Av FS	Starts at this track/dist	Early Speed Map	
1	BUCKLE UP TANGO	5.25 (4)	5.2	5.31	14		
2	LOCH LEVEN	5.14 (1)	5.14	5.28	5		
3	SIMPLY SPOILT		5.3	5.31	2		
4	MISS PISCES		5.05	5.09	2		
5	SPANGHER TACK	5.28 (1)	5.19	5.22	5		
6	BRONELLY STRIKE	5.08 (4)	5.08	5.25	6		
7	ANNIES SONG		5.18	5.18	1		
8	CURRAGH						
9	ALASKAN PRINCE		5.22	5.25	4		
10	MOUNTAIN CUZ		5.22	5.29	11		

Disclaimer: Tasracing Pty Ltd accepts no responsibility for the completeness or accuracy of any of the information contained herein, and makes no representations about its suitability for any particular purpose. Users should make their own judgements about those matters and/or seek independent advice. You assume all risks associated with use of the data provided on this page.  
Copyright Tasracing 2014. Not to be reproduced or distributed without permission.



## Greyhound Early Speed Maps

Launceston 02 March 2015



Tasracing's Greyhound Early Speed Maps identify greyhounds who have run their first sectionals the fastest on average over all previous starts providing an indication of future performance. The longer horizontal bars represent faster starters.

**BFS@Box** - Indicates the fastest first split time the greyhound has recorded from this box, and the number of times it has started in this box number.

**BFS** - Best First Split.

**Av FS** - Average First Split

Race 9	Grade: Grade 4	Dist: 515					
Box	Name	BFS@Box	BFS	Av FS	Starts at this track/dist	Early Speed Map	
1	SHANLYN VAPOUR	5.11 (2)	5.09	5.21	16		
2	RAPIDDORE	5.27 (3)	5.18	5.25	14		
3	CLASSIC JOEL	5.22 (2)	5.12	5.22	12		
4	WAREHOUSE MOUSE		5.14	5.18	3		
5	WYNBURN RUSH	5.16 (2)	5.07	5.17	16		
6	OLIVIAS DREAM	5.25 (1)	5.25	5.25	1		
7	ELITE ENFIELD	5.08 (1)	5.05	5.13	6		
8	CHICKA SCOTT	5.31 (1)	5.02	5.23	21		

Disclaimer: Tasracing Pty Ltd accepts no responsibility for the completeness or accuracy of any of the information contained herein, and makes no representations about its suitability for any particular purpose. Users should make their own judgements about those matters and/or seek independent advice. You assume all risks associated with use of the data provided on this page.  
Copyright Tasracing 2014. Not to be reproduced or distributed without permission.



## Greyhound Early Speed Maps





Launceston 02 March 2015

Tasracing's Greyhound Early Speed Maps identify greyhounds who have run their first sectionals the fastest on average over all previous starts providing an indication of future performance. The longer horizontal bars represent faster starters.

**BFS@Box** - Indicates the fastest first split time the greyhound has recorded from this box, and the number of times it has started in this box number.

**BFS** - Best First Split.

**Av FS** - Average First Split

Race 10	Grade: Grade 5	Dist: 278				
Box	Name	BFS@Box	BFS	Av FS	Starts at this track/dist	Early Speed Map
1	NARCO STORM					
2	SHANLYN WITCH					
3	MILLERS MAGIC		5.05	5.1	5	
4	POAS IMAGE					
5	SONIC FEAR		5.14	5.18	2	
6	TOPLINE TORNADO	5.08 (1)	5.07	5.1	6	
7	NICKY DAL'S GIRL					
8	LASHING KNOCKA					
9	CAHILTY		5.06	5.14	18	
10	POAS GEM					

Disclaimer: Tasracing Pty Ltd accepts no responsibility for the completeness or accuracy of any of the information contained herein, and makes no representations about its suitability for any particular purpose. Users should make their own judgements about those matters and/or seek independent advice. You assume all risks associated with use of the data provided on this page.  
Copyright Tasracing 2014. Not to be reproduced or distributed without permission.



## Greyhound Early Speed Maps

Launceston 02 March 2015

Tasracing's Greyhound Early Speed Maps identify greyhounds who have run their first sectionals the fastest on average over all previous starts providing an indication of future performance. The longer horizontal bars represent faster starters.

**BFS@Box** - Indicates the fastest first split time the greyhound has recorded from this box, and the number of times it has started in this box number.

**BFS** - Best First Split.

**Av FS** - Average First Split

Race 11	Grade: Grade 5	Dist: 515					
Box	Name	BFS@Box	BFS	Av FS	Starts at this track/dist	Early Speed Map	
1	HELLO AY JAY	5.12 (1)	5.12	5.12	1		
2	JENNYS TAM		5.17	5.2	3		
3	HOWZAT PATSY		4.97	5.01	2		
4	BUCKLE UP HUTTO		5.22	5.23	2		
5	POPPY GREENE		5.17	5.22	6		
6	KNOX AND RATTLES		5.26	5.29	2		
7	MANDY CHARM	5.35 (1)	5.12	5.19	6		
8	ANTIVIST		5.14	5.22	6		
9	ALASKAN PRINCE		5.22	5.25	4		
10	MOUNTAIN CUZ		5.22	5.29	11		

Disclaimer: Tasracing Pty Ltd accepts no responsibility for the completeness or accuracy of any of the information contained herein, and makes no representations about its suitability for any particular purpose. Users should make their own judgements about those matters and/or seek independent advice. You assume all risks associated with use of the data provided on this page.  
Copyright Tasracing 2014. Not to be reproduced or distributed without permission.