



## Race Results

Devonport Racing Club, Devonport Synthetic, August 31, 2014

Compilation date: September 1, 2014, 3:25:40 PM (EST)

Copyright © 2014 Tasracing Pty Ltd. All rights reserved.

### Trademarks.

StrideMASTER is a registered trademark of Thoroughbred Ratings Pty Ltd.

### Disclaimer.

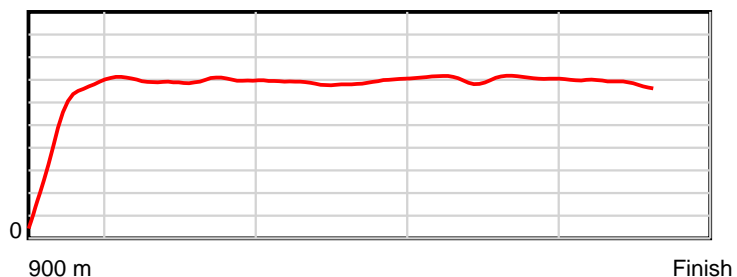
Tasracing Pty Ltd and Thoroughbred Ratings Pty Ltd accepts no responsibility for the completeness or accuracy of any of the information contained herein, and makes no representations about its suitability for any particular purpose. Users should make their own judgements about those matters and/or seek independent advice. You assume all risks associated with use of the data provided on this page.

# Race Results

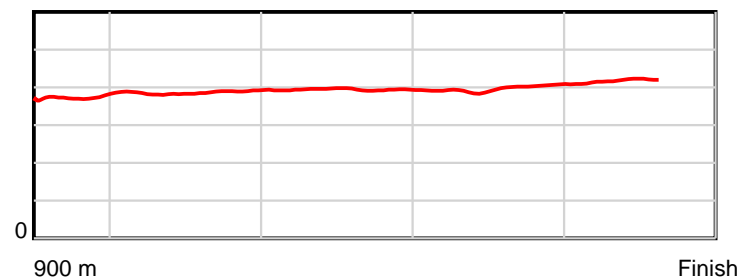
August 31, 2014, Race 1, 3UP MDN-SW, Distance 900m, Spreyton - Offset 0m

Result	TAB no.	Horse (Barrier)	900 to	800m to	600m to	400m to	200m to	Total or	Margin
1st	8	<b>Our Lucky Girl (5)</b>	<b>800m</b>	<b>600m</b>	<b>400m</b>	<b>200m</b>	<b>WP</b>	<b>Average</b>	
		Position in running (margin)	-	6(2.5)	1(0.0)	2(0.5)	1(0.0)		0.00
		Sectional time (s)	9.39	9.78	11.48	10.83	11.87		
		Cumulative time (s)	53.35	43.96	34.18	22.70	11.87	0:53.35	
		Speed (m/s)	10.65	20.45	17.42	18.47	16.85	16.87	
		Stride length (m)	4.19	7.83	6.85	7.26	6.98	6.68	
		Stride duration (s)	0.394	0.383	0.393	0.393	0.414	0.396	
		Stride efficiency (%)	27.49	95.89	73.42	82.28	76.05	69.68	
		Stride count	23.84	25.53	29.18	27.56	28.67	134.78	

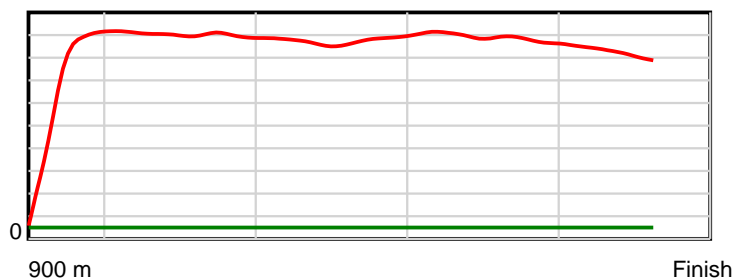
10 m Stride length



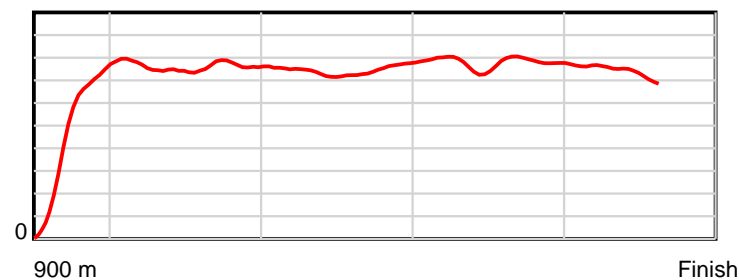
0.6 s Stride duration



20 m/sec Speed



100 % Stride efficiency



Note: Horizontal distance axis grid lines are 200m furlongs.

## Disclaimer.

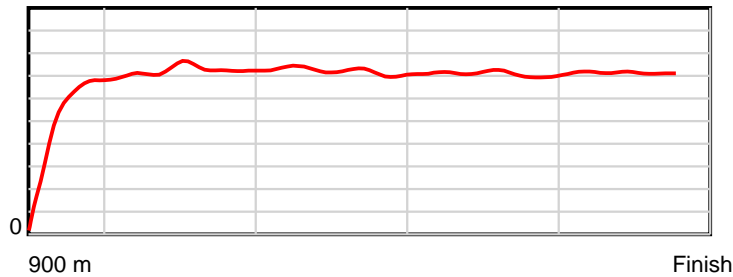
Tasracing Pty Ltd and Thoroughbred Ratings Pty Ltd accepts no responsibility for the completeness or accuracy of any of the information contained herein, and makes no representations about its suitability for any particular purpose. Users should make their own judgements about those matters and/or seek independent advice. You assume all risks associated with use of the data provided on this page.

# Race Results

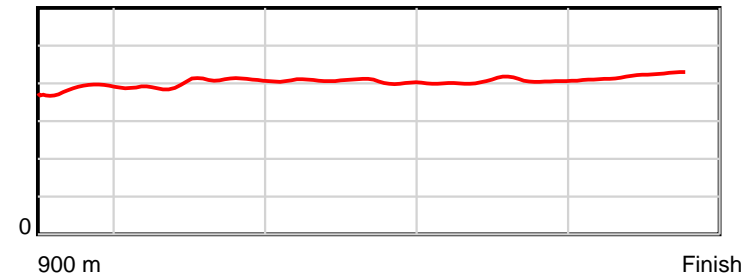
August 31, 2014, Race 1, 3UP MDN-SW, Distance 900m, Spreyton - Offset 0m

Result	TAB no.	Horse (Barrier)	900 to	800m to	600m to	400m to	200m to	Total or	Margin
2nd	1	<b>Blueblood (2)</b>	<b>800m</b>	<b>600m</b>	<b>400m</b>	<b>200m</b>	<b>WP</b>	<b>Average</b>	
		Position in running (margin)	-	3(1.2)	4(2.2)	4(1.2)	4(3.0)		2.30
		Sectional time (s)	9.22	10.36	11.22	11.21	11.75		
		Cumulative time (s)	53.76	44.54	34.18	22.96	11.75	0:53.76	
		Speed (m/s)	10.84	19.31	17.83	17.84	17.02	16.74	
		Stride length (m)	4.22	7.72	7.24	7.23	7.13	6.77	
		Stride duration (s)	0.384	0.400	0.406	0.405	0.419	0.404	
		Stride efficiency (%)	27.86	93.07	81.91	81.58	79.43	71.62	
		Stride count	23.68	25.91	27.62	27.68	28.05	132.94	

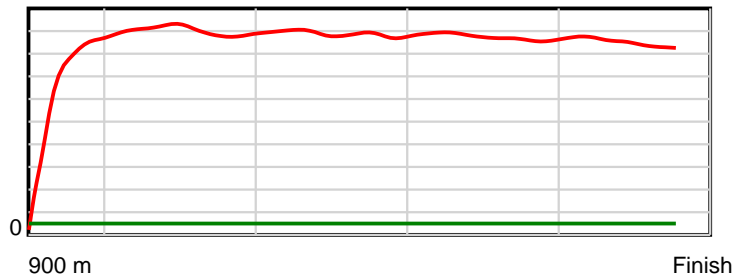
10 m Stride length



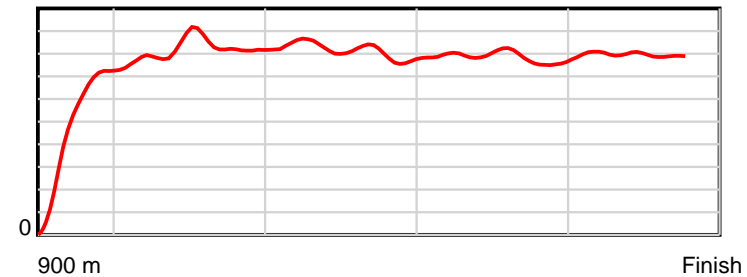
0.6 s Stride duration



20 m/sec Speed



100 % Stride efficiency



Note: Horizontal distance axis grid lines are 200m furlongs.

**Disclaimer.**

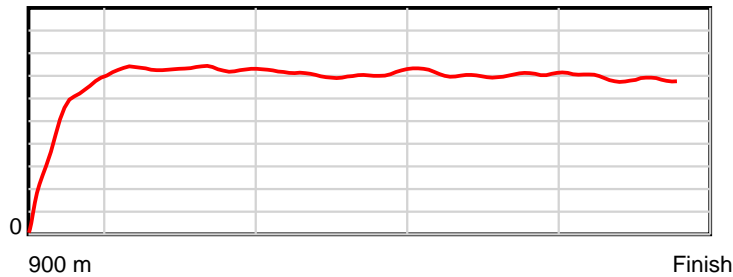
Tasracing Pty Ltd and Thoroughbred Ratings Pty Ltd accepts no responsibility for the completeness or accuracy of any of the information contained herein, and makes no representations about its suitability for any particular purpose. Users should make their own judgements about those matters and/or seek independent advice. You assume all risks associated with use of the data provided on this page.

# Race Results

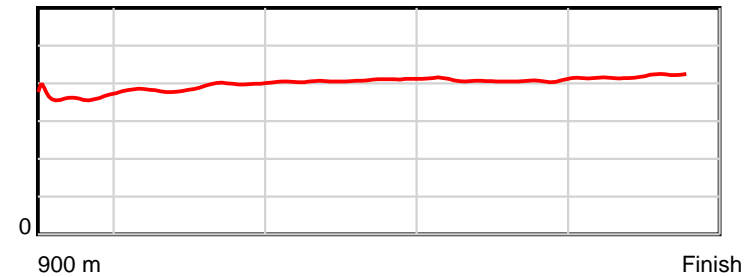
August 31, 2014, Race 1, 3UP MDN-SW, Distance 900m, Spreyton - Offset 0m

Result	TAB no.	Horse (Barrier)	900 to	800m to	600m to	400m to	200m to	Total or	Margin
3rd	9	Secrets She Ha... (4)	800m	600m	400m	200m	WP	Average	
		Position in running (margin)	-	5(1.9)	2(0.9)	1(0.0)	2(2.3)		2.50
		Sectional time (s)	9.24	10.02	11.24	11.30	12.00		
		Cumulative time (s)	53.80	44.56	34.53	23.29	12.00	0:53.80	
		Speed (m/s)	10.82	19.96	17.79	17.70	16.67	16.73	
		Stride length (m)	3.99	7.72	7.21	7.23	6.95	6.66	
		Stride duration (s)	0.365	0.387	0.405	0.408	0.417	0.398	
		Stride efficiency (%)	24.84	93.24	81.24	81.67	75.51	69.30	
		Stride count	25.08	25.89	27.74	27.67	28.77	135.15	

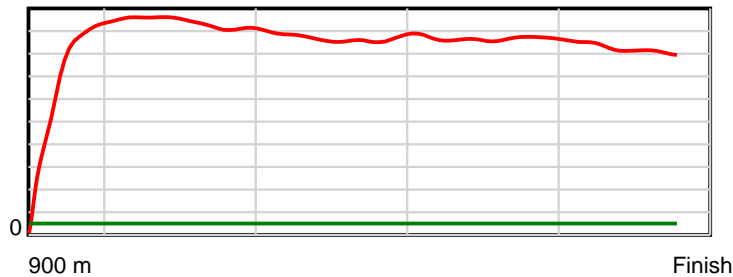
10 m Stride length



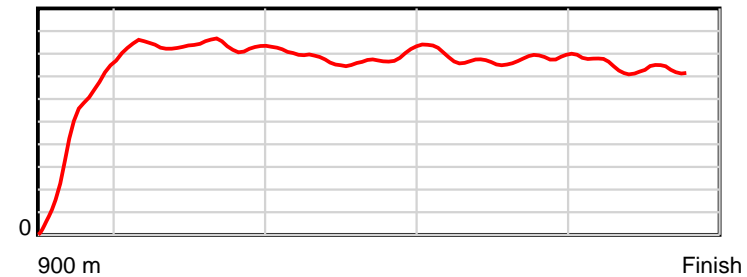
0.6 s Stride duration



20 m/sec Speed



100 % Stride efficiency



Note: Horizontal distance axis grid lines are 200m furlongs.

### Disclaimer.

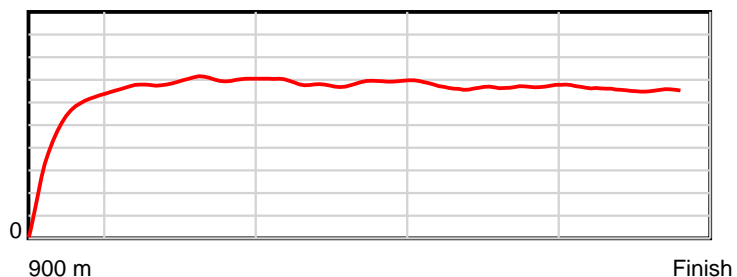
Tasracing Pty Ltd and Thoroughbred Ratings Pty Ltd accepts no responsibility for the completeness or accuracy of any of the information contained herein, and makes no representations about its suitability for any particular purpose. Users should make their own judgements about those matters and/or seek independent advice. You assume all risks associated with use of the data provided on this page.

# Race Results

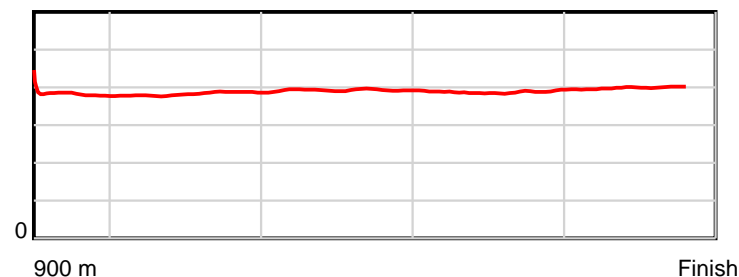
August 31, 2014, Race 1, 3UP MDN-SW, Distance 900m, Spreyton - Offset 0m

Result	TAB no.	Horse (Barrier)	900 to	800m to	600m to	400m to	200m to	Total or	Margin
4th	3	Western Front (1)	800m	600m	400m	200m	WP	Average	
		Position in running (margin)	-	1(0.0)	3(2.2)	3(1.0)	3(2.4)		3.00
		Sectional time (s)	9.08	10.56	11.19	11.15	11.92		
		Cumulative time (s)	53.89	44.81	34.25	23.06	11.92	0:53.89	
		Speed (m/s)	11.01	18.94	17.87	17.94	16.78	16.70	
		Stride length (m)	4.37	7.23	7.01	6.95	6.69	6.53	
		Stride duration (s)	0.388	0.382	0.392	0.387	0.398	0.391	
		Stride efficiency (%)	29.86	81.77	76.78	75.39	69.86	66.70	
		Stride count	22.88	27.65	28.53	28.79	29.91	137.76	

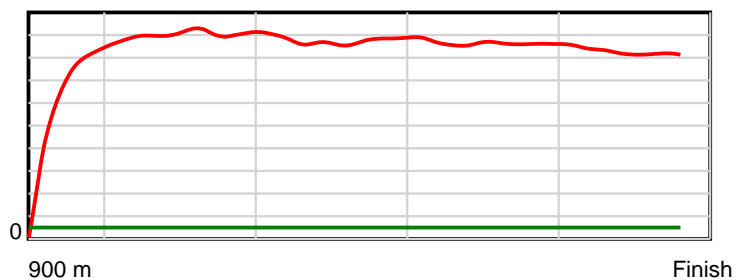
10 m Stride length



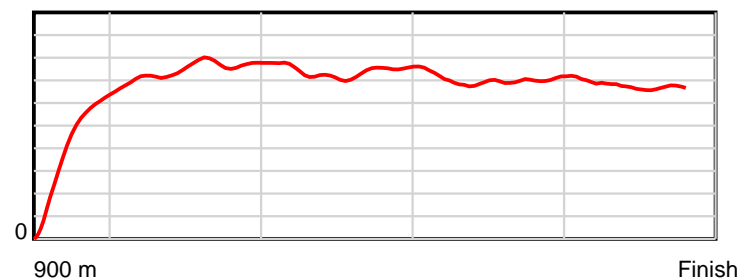
0.6 s Stride duration



20 m/sec Speed



100 % Stride efficiency



Note: Horizontal distance axis grid lines are 200m furlongs.

## Disclaimer.

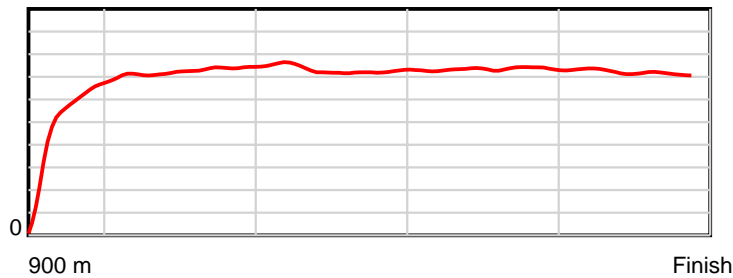
Tasracing Pty Ltd and Thoroughbred Ratings Pty Ltd accepts no responsibility for the completeness or accuracy of any of the information contained herein, and makes no representations about its suitability for any particular purpose. Users should make their own judgements about those matters and/or seek independent advice. You assume all risks associated with use of the data provided on this page.

# Race Results

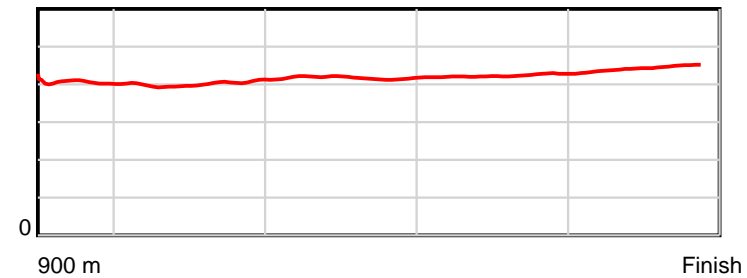
August 31, 2014, Race 1, 3UP MDN-SW, Distance 900m, Spreyton - Offset 0m

Result	TAB no.	Horse (Barrier)	900 to	800m to	600m to	400m to	200m to	Total or	Margin
5th	7	<b>Geegee Hot Nov... (6)</b>	<b>800m</b>	<b>600m</b>	<b>400m</b>	<b>200m</b>	<b>WP</b>	<b>Average</b>	
		Position in running (margin)	-	2(0.7)	6(3.7)	6(3.3)	6(5.5)		6.90
		Sectional time (s)	9.04	10.69	11.32	11.28	12.28		
		Cumulative time (s)	54.61	45.57	34.88	23.56	12.28	0:54.61	
		Speed (m/s)	11.07	18.71	17.67	17.73	16.29	16.48	
		Stride length (m)	4.48	7.50	7.37	7.49	7.22	6.89	
		Stride duration (s)	0.402	0.401	0.417	0.422	0.443	0.418	
		Stride efficiency (%)	31.43	87.99	84.77	87.65	81.36	74.29	
		Stride count	22.30	26.65	27.15	26.71	27.72	130.53	

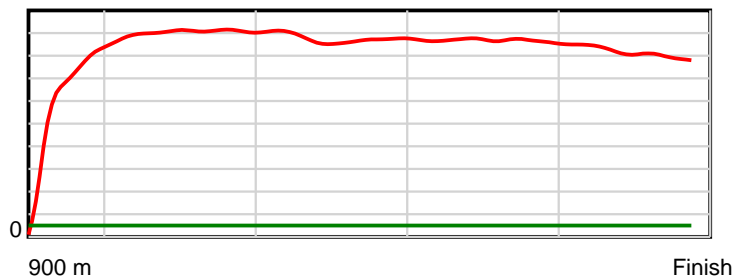
10 m Stride length



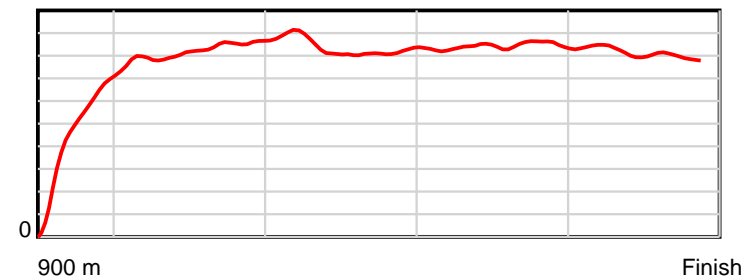
0.6 s Stride duration



20 m/sec Speed



100 % Stride efficiency



Note: Horizontal distance axis grid lines are 200m furlongs.

### Disclaimer.

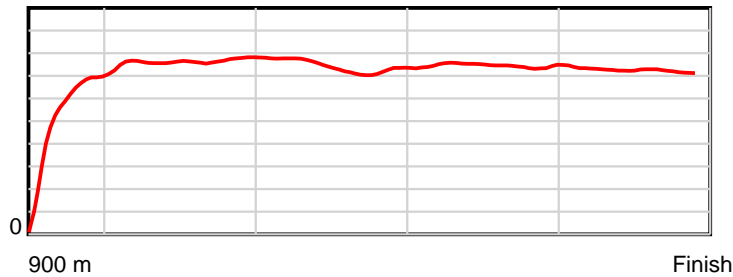
Tasracing Pty Ltd and Thoroughbred Ratings Pty Ltd accepts no responsibility for the completeness or accuracy of any of the information contained herein, and makes no representations about its suitability for any particular purpose. Users should make their own judgements about those matters and/or seek independent advice. You assume all risks associated with use of the data provided on this page.

# Race Results

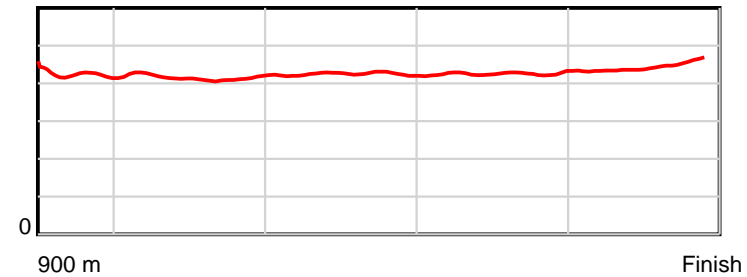
August 31, 2014, Race 1, 3UP MDN-SW, Distance 900m, Spreyton - Offset 0m

Result	TAB no.	Horse (Barrier)	900 to	800m to	600m to	400m to	200m to	Total or	Margin
6th	2	King of Devons... (3)	800m	600m	400m	200m	WP	Average	
		Position in running (margin)	-	4(1.2)	5(3.0)	5(3.1)	5(4.6)		8.20
		Sectional time (s)	9.52	10.48	11.40	11.16	12.28		
		Cumulative time (s)	54.85	45.33	34.85	23.44	12.28	0:54.85	
		Speed (m/s)	10.51	19.08	17.54	17.92	16.29	16.41	
		Stride length (m)	4.65	7.94	7.44	7.61	7.25	7.06	
		Stride duration (s)	0.423	0.416	0.424	0.425	0.445	0.430	
		Stride efficiency (%)	33.75	98.56	86.54	90.47	82.03	77.91	
		Stride count	21.52	25.18	26.88	26.28	27.60	127.46	

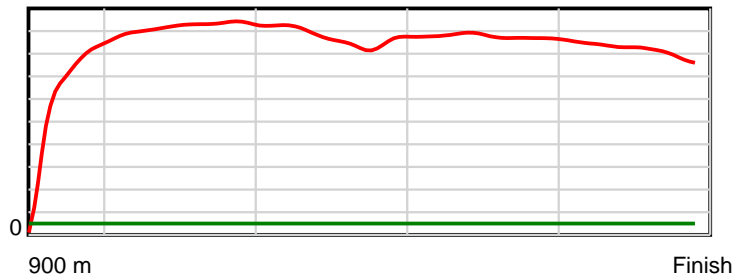
10 m Stride length



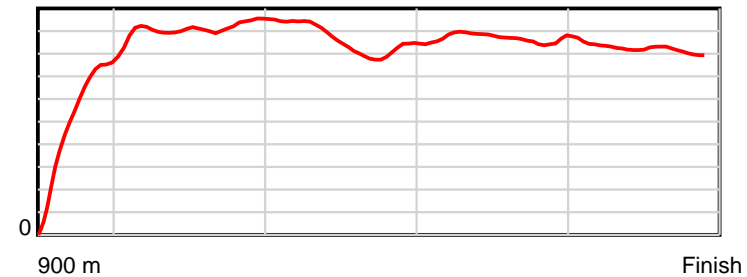
0.6 s Stride duration



20 m/sec Speed



100 % Stride efficiency



Note: Horizontal distance axis grid lines are 200m furlongs.

**Disclaimer.**

Tasracing Pty Ltd and Thoroughbred Ratings Pty Ltd accepts no responsibility for the completeness or accuracy of any of the information contained herein, and makes no representations about its suitability for any particular purpose. Users should make their own judgements about those matters and/or seek independent advice. You assume all risks associated with use of the data provided on this page.