



Race Results

Devonport Racing Club, Devonport Synthetic, August 31, 2014

Compilation date: September 1, 2014, 3:27:44 PM (EST)

Copyright © 2014 Tasracing Pty Ltd. All rights reserved.

Trademarks.

StrideMASTER is a registered trademark of Thoroughbred Ratings Pty Ltd.

Disclaimer.

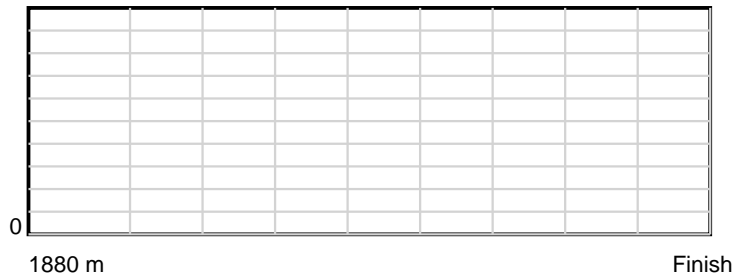
Tasracing Pty Ltd and Thoroughbred Ratings Pty Ltd accepts no responsibility for the completeness or accuracy of any of the information contained herein, and makes no representations about its suitability for any particular purpose. Users should make their own judgements about those matters and/or seek independent advice. You assume all risks associated with use of the data provided on this page.

Race Results


August 31, 2014, Race 2, MDN/CL1-SW, Distance 1880m, Spreyton - Offset 0m

Result	TAB no.	Horse (Barrier)	1880 to	1800m to	1600m to	1400m to	1200m to	1000m to	800m to	600m to	400m to	200m to	Total or	Margin
1st	3	Das Good (1)												
		Position in running (margin)												
		Sectional time (s)												
		Cumulative time (s)												
		Speed (m/s)												
		Stride length (m)												
		Stride duration (s)												
		Stride efficiency (%)												
		Stride count												

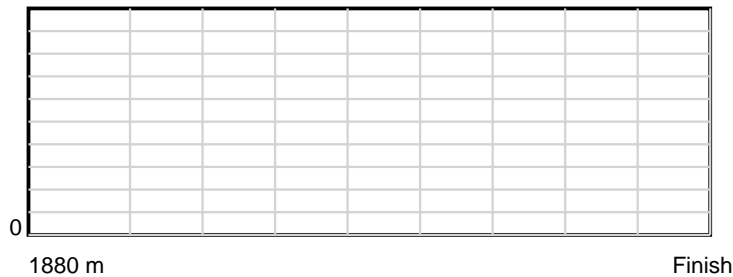
10 m Stride length




0.6 s Stride duration



20 m/sec Speed



100 % Stride efficiency



Note: Horizontal distance axis grid lines are 200m furlongs.

Disclaimer.

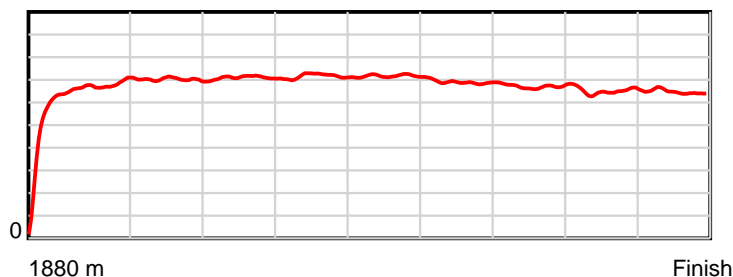
Tasracing Pty Ltd and Thoroughbred Ratings Pty Ltd accepts no responsibility for the completeness or accuracy of any of the information contained herein, and makes no representations about its suitability for any particular purpose. Users should make their own judgements about those matters and/or seek independent advice. You assume all risks associated with use of the data provided on this page.

Race Results

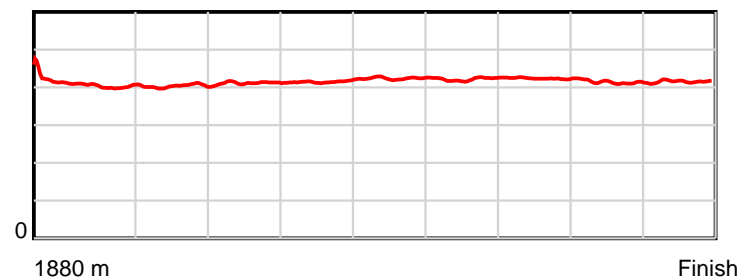
August 31, 2014, Race 2, MDN/CL1-SW, Distance 1880m, Spreyton - Offset 0m

Result	TAB no.	Horse (Barrier)	1880 to	1800m to	1600m to	1400m to	1200m to	1000m to	800m to	600m to	400m to	200m to	Total or	Margin
2nd	13	Weekend Winner (9)	1800m	1600m	1400m	1200m	1000m	800m	600m	400m	200m	WP	Average	
		Position in running (margin)	-	2(1.8)	6(5.8)	6(6.2)	6(8.5)	6(7.4)	6(7.7)	5(5.9)	5(1.6)	1(0.0)		0.20
		Sectional time (s)	7.60	11.97	11.39	11.95	11.86	11.70	12.36	12.70	12.61	12.61		
		Cumulative time (s)	116.74	109.14	97.18	85.79	73.84	61.98	50.27	37.91	25.22	12.61	1:56.73	
		Speed (m/s)	10.53	16.71	17.56	16.74	16.86	17.09	16.18	15.75	15.86	15.86	16.10	
		Stride length (m)	4.74	6.75	7.08	6.88	6.99	7.25	6.82	6.68	6.57	6.59	6.71	
		Stride duration (s)	0.428	0.404	0.403	0.411	0.415	0.424	0.422	0.424	0.414	0.416	0.417	
		Stride efficiency (%)	35.18	71.25	78.34	73.98	76.45	82.05	72.74	69.71	67.36	67.92	70.43	
		Stride count	16.86	29.62	28.25	29.07	28.59	27.60	29.31	29.94	30.46	30.34	280.04	

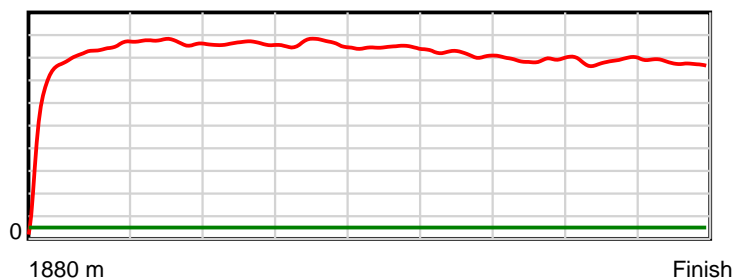
10 m Stride length



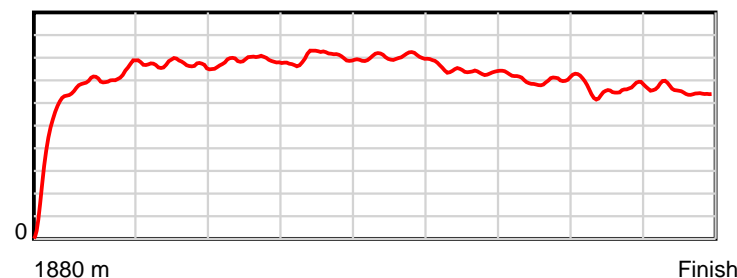
0.6 s Stride duration



20 m/sec Speed



100 % Stride efficiency



Note: Horizontal distance axis grid lines are 200m furlongs.

Disclaimer.

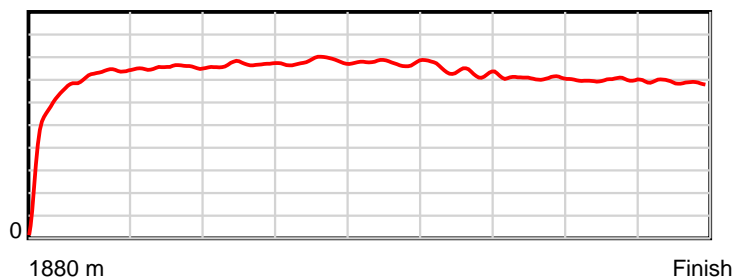
Tasracing Pty Ltd and Thoroughbred Ratings Pty Ltd accepts no responsibility for the completeness or accuracy of any of the information contained herein, and makes no representations about its suitability for any particular purpose. Users should make their own judgements about those matters and/or seek independent advice. You assume all risks associated with use of the data provided on this page.

Race Results

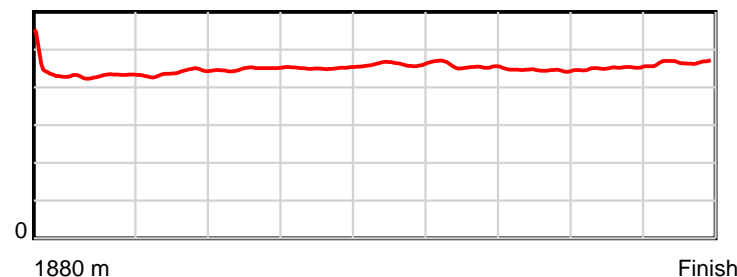
August 31, 2014, Race 2, MDN/CL1-SW, Distance 1880m, Spreyton - Offset 0m

Result	TAB no.	Horse (Barrier)	1880 to	1800m to	1600m to	1400m to	1200m to	1000m to	800m to	600m to	400m to	200m to	Total or	Margin
3rd	2	Decent Deal (3)	1800m	1600m	1400m	1200m	1000m	800m	600m	400m	200m	WP	Average	
		Position in running (margin)	-	6(3.0)	7(6.0)	7(7.6)	7(10.3)	7(9.2)	7(9.6)	7(7.7)	6(1.9)	2(0.8)		3.80
		Sectional time (s)	7.68	11.80	11.58	12.02	11.87	11.71	12.36	12.43	12.70	13.25		
		Cumulative time (s)	117.41	109.73	97.93	86.35	74.33	62.46	50.75	38.39	25.96	13.25	1:57.41	
		Speed (m/s)	10.41	16.95	17.27	16.64	16.85	17.08	16.18	16.09	15.75	15.09	16.01	
		Stride length (m)	4.93	7.29	7.57	7.47	7.60	7.88	7.40	7.16	7.10	7.04	7.23	
		Stride duration (s)	0.456	0.430	0.439	0.449	0.451	0.462	0.457	0.445	0.451	0.466	0.451	
		Stride efficiency (%)	37.98	83.15	89.62	87.18	90.33	97.08	85.54	80.11	78.72	77.39	81.66	
		Stride count	16.23	27.42	26.41	26.78	26.30	25.37	27.03	27.93	28.18	28.42	260.07	

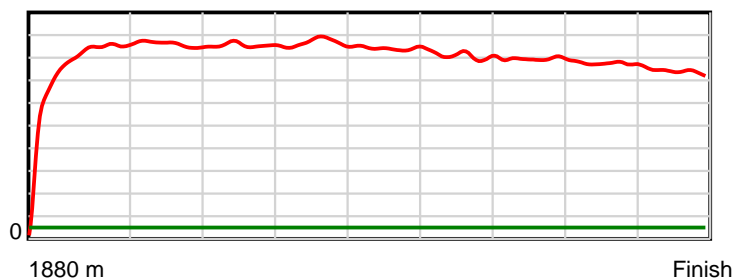
10 m Stride length



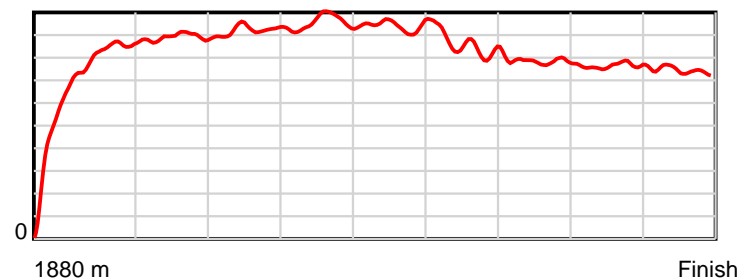
0.6 s Stride duration



20 m/sec Speed



100 % Stride efficiency



Note: Horizontal distance axis grid lines are 200m furlongs.

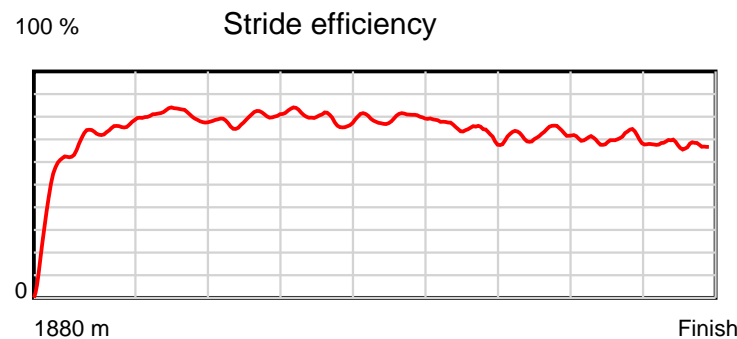
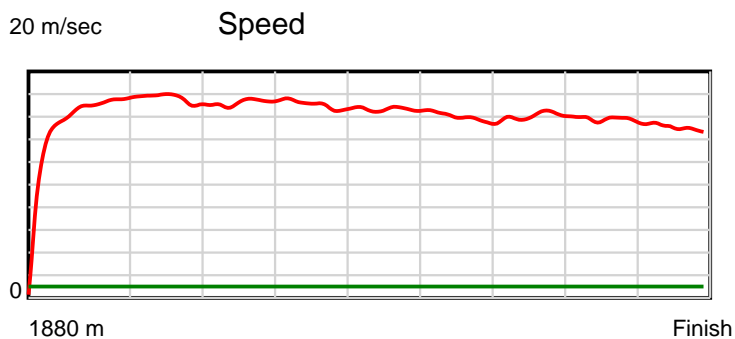
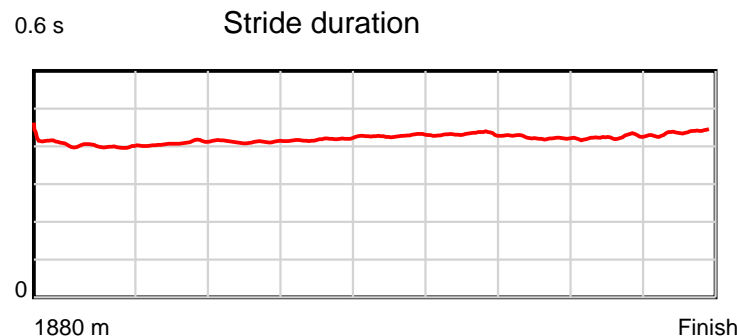
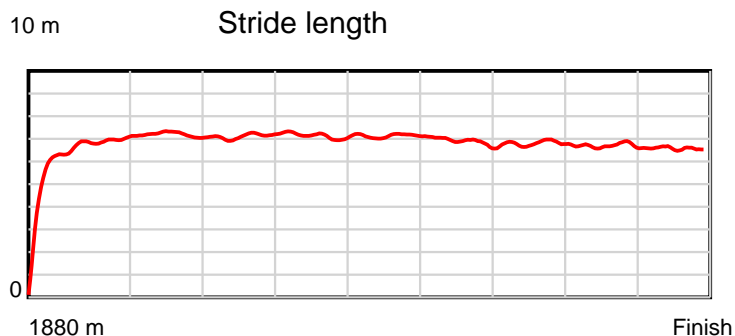
Disclaimer.

Tasracing Pty Ltd and Thoroughbred Ratings Pty Ltd accepts no responsibility for the completeness or accuracy of any of the information contained herein, and makes no representations about its suitability for any particular purpose. Users should make their own judgements about those matters and/or seek independent advice. You assume all risks associated with use of the data provided on this page.

Race Results

August 31, 2014, Race 2, MDN/CL1-SW, Distance 1880m, Spreyton - Offset 0m

Result	TAB no.	Horse (Barrier)	1880 to 1800m	1800m to 1600m	1600m to 1400m	1400m to 1200m	1200m to 1000m	1000m to 800m	800m to 600m	600m to 400m	400m to 200m	200m to WP	Total or Average	Margin
4th	10	Summer Downs (8)												
		Position in running (margin)	-	5(2.9)	5(4.7)	5(4.5)	5(6.4)	5(6.0)	5(6.7)	6(7.1)	7(1.9)	3(1.1)		4.70
		Sectional time (s)	8.03	11.59	11.29	11.88	11.98	11.77	12.73	12.55	12.73	13.03		
		Cumulative time (s)	117.58	109.55	97.96	86.67	74.79	62.81	51.04	38.31	25.76	13.03	1:57.58	
		Speed (m/s)	9.96	17.26	17.71	16.84	16.69	16.99	15.71	15.94	15.71	15.35	15.99	
		Stride length (m)	4.38	6.91	7.21	6.95	6.96	7.28	6.79	6.74	6.66	6.70	6.74	
		Stride duration (s)	0.410	0.400	0.407	0.413	0.417	0.428	0.432	0.423	0.424	0.437	0.422	
		Stride efficiency (%)	30.00	74.60	81.33	75.44	75.80	82.73	71.97	71.04	69.23	70.20	70.98	
		Stride count	18.26	28.95	27.72	28.78	28.72	27.49	29.47	29.66	30.05	29.84	278.94	



Note: Horizontal distance axis grid lines are 200m furlongs.

Disclaimer.

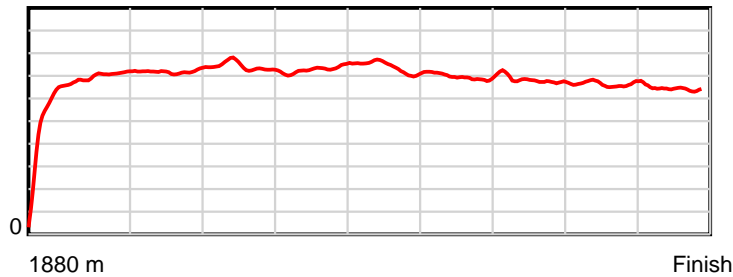
Tasracing Pty Ltd and Thoroughbred Ratings Pty Ltd accepts no responsibility for the completeness or accuracy of any of the information contained herein, and makes no representations about its suitability for any particular purpose. Users should make their own judgements about those matters and/or seek independent advice. You assume all risks associated with use of the data provided on this page.

Race Results

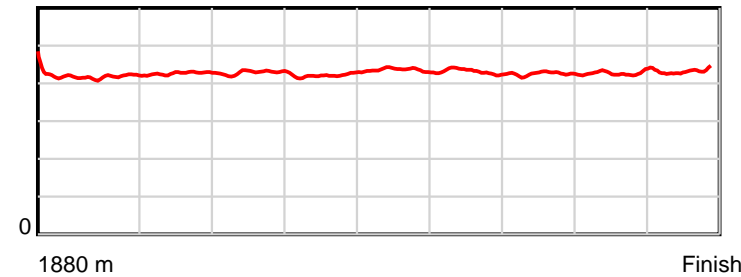
August 31, 2014, Race 2, MDN/CL1-SW, Distance 1880m, Spreyton - Offset 0m

Result	TAB no.	Horse (Barrier)	1880 to	1800m to	1600m to	1400m to	1200m to	1000m to	800m to	600m to	400m to	200m to	Total or	Margin
5th	4	Delago Delight (7)	1800m	1600m	1400m	1200m	1000m	800m	600m	400m	200m	WP	Average	
		Position in running (margin)	-	7(4.9)	8(8.1)	8(10.7)	8(12.7)	8(11.0)	8(11.3)	8(9.7)	8(5.4)	5(3.7)		7.10
		Sectional time (s)	8.23	11.82	11.76	11.89	11.77	11.71	12.40	12.69	12.59	13.17		
		Cumulative time (s)	118.04	109.81	97.99	86.23	74.34	62.57	50.86	38.46	25.77	13.17	1:58.04	
		Speed (m/s)	9.72	16.92	17.01	16.82	16.99	17.08	16.13	15.76	15.89	15.19	15.93	
		Stride length (m)	4.44	7.06	7.23	7.20	7.15	7.44	6.95	6.69	6.77	6.57	6.83	
		Stride duration (s)	0.422	0.417	0.425	0.428	0.421	0.436	0.431	0.424	0.426	0.433	0.429	
		Stride efficiency (%)	30.75	77.86	81.80	81.08	79.98	86.52	75.50	69.92	71.52	67.42	72.88	
		Stride count	18.03	28.33	27.64	27.77	27.96	26.88	28.77	29.90	29.56	30.45	275.29	

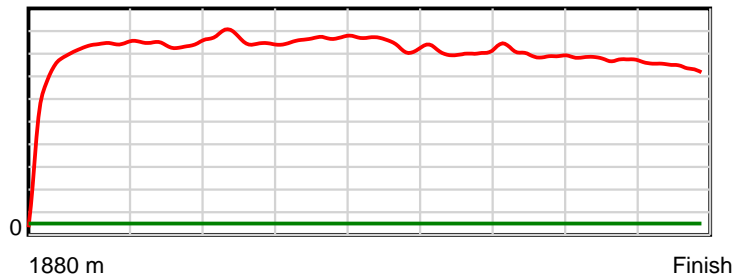
10 m Stride length



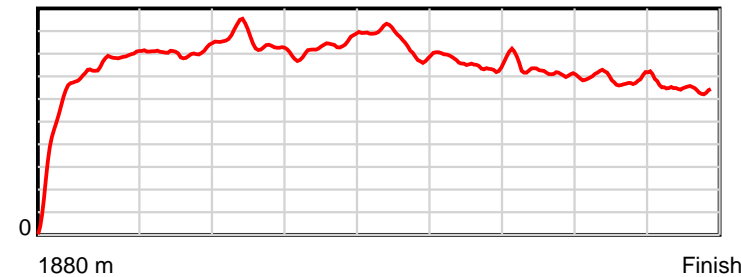
0.6 s Stride duration



20 m/sec Speed



100 % Stride efficiency



Note: Horizontal distance axis grid lines are 200m furlongs.

Disclaimer.

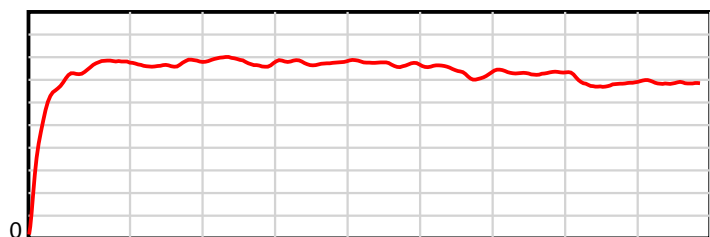
Tasracing Pty Ltd and Thoroughbred Ratings Pty Ltd accepts no responsibility for the completeness or accuracy of any of the information contained herein, and makes no representations about its suitability for any particular purpose. Users should make their own judgements about those matters and/or seek independent advice. You assume all risks associated with use of the data provided on this page.

Race Results

August 31, 2014, Race 2, MDN/CL1-SW, Distance 1880m, Spreyton - Offset 0m

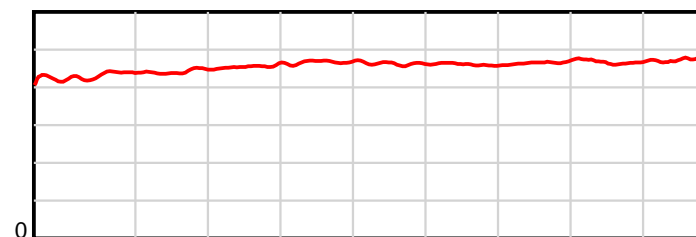
Result	TAB no.	Horse (Barrier)	1880 to	1800m to	1600m to	1400m to	1200m to	1000m to	800m to	600m to	400m to	200m to	Total or	Margin
6th	1	All Cheer (2)	1800m	1600m	1400m	1200m	1000m	800m	600m	400m	200m	WP	Average	
		Position in running (margin)	-	3(2.3)	2(1.1)	3(0.9)	3(2.9)	3(3.2)	3(3.8)	3(3.2)	2(0.2)	4(2.8)		8.80
		Sectional time (s)	7.91	11.11	11.28	11.89	12.10	11.74	12.57	12.92	13.30	13.54		
		Cumulative time (s)	118.36	110.45	99.35	88.06	76.17	64.07	52.33	39.76	26.84	13.54	1:58.36	
		Speed (m/s)	10.11	18.00	17.73	16.82	16.53	17.04	15.91	15.48	15.04	14.77	15.88	
		Stride length (m)	4.47	7.77	7.82	7.63	7.70	7.90	7.33	7.18	7.03	7.00	7.26	
		Stride duration (s)	0.411	0.432	0.441	0.454	0.466	0.464	0.461	0.464	0.468	0.474	0.457	
		Stride efficiency (%)	31.16	94.42	95.61	90.95	92.73	97.45	84.00	80.66	77.27	76.61	82.44	
		Stride count	17.91	25.73	25.57	26.22	25.96	25.33	27.28	27.84	28.44	28.56	258.84	

10 m Stride length



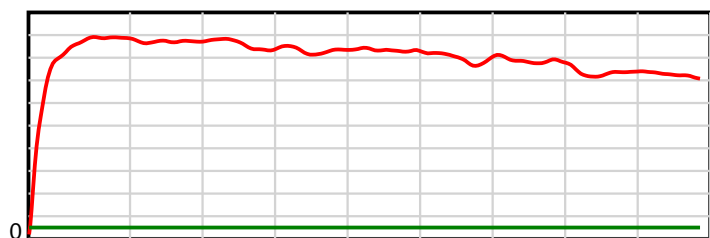
1880 m Finish

0.6 s Stride duration



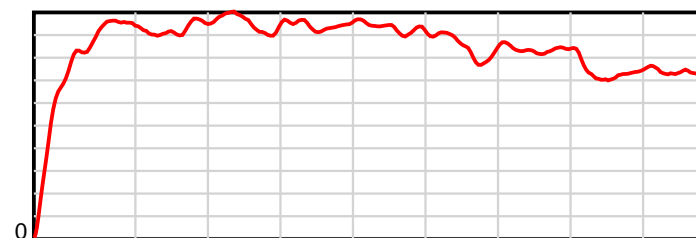
1880 m Finish

20 m/sec Speed



1880 m Finish

100 % Stride efficiency



1880 m Finish

Note: Horizontal distance axis grid lines are 200m furlongs.

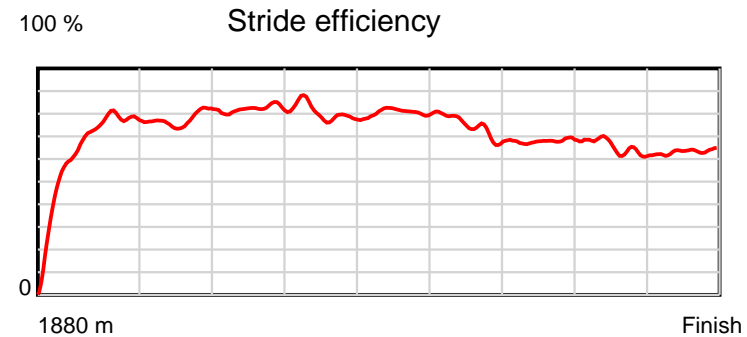
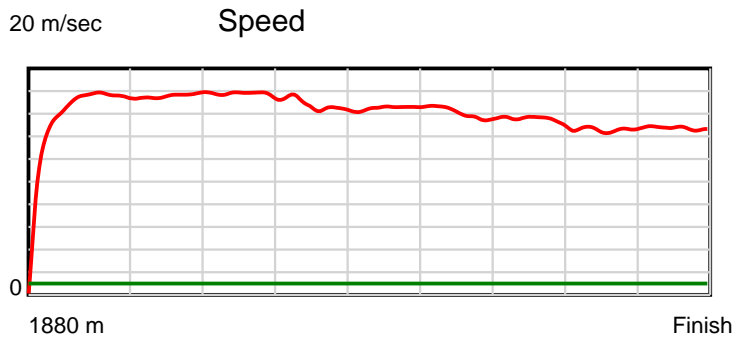
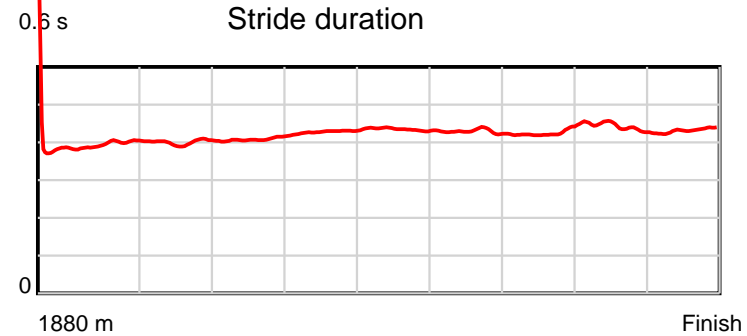
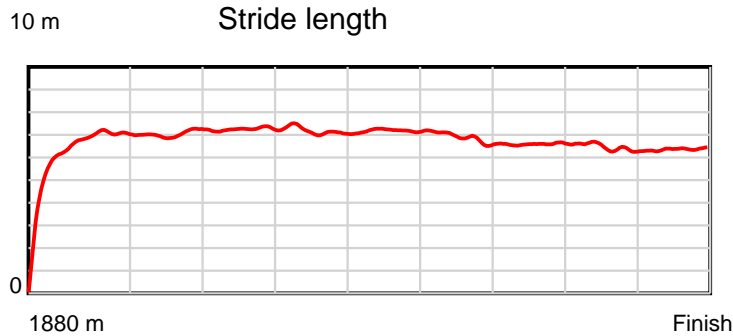
Disclaimer.

Tasracing Pty Ltd and Thoroughbred Ratings Pty Ltd accepts no responsibility for the completeness or accuracy of any of the information contained herein, and makes no representations about its suitability for any particular purpose. Users should make their own judgements about those matters and/or seek independent advice. You assume all risks associated with use of the data provided on this page.

Race Results

August 31, 2014, Race 2, MDN/CL1-SW, Distance 1880m, Spreyton - Offset 0m

Result	TAB no.	Horse (Barrier)	1880 to	1800m to	1600m to	1400m to	1200m to	1000m to	800m to	600m to	400m to	200m to	Total or	Margin
7th	7	Porto (5)	1800m	1600m	1400m	1200m	1000m	800m	600m	400m	200m	WP	Average	
		Position in running (margin)	-	1(0.0)	1(0.0)	1(0.0)	2(1.3)	2(2.4)	2(3.8)	2(2.8)	3(0.3)	7(4.4)		9.00
		Sectional time (s)	7.41	11.29	11.32	11.77	12.24	11.88	12.52	12.99	13.55	13.42		
		Cumulative time (s)	118.40	110.99	99.69	88.37	76.60	64.36	52.48	39.96	26.97	13.42	1:58.40	
		Speed (m/s)	10.80	17.71	17.67	16.99	16.34	16.84	15.97	15.40	14.76	14.90	15.88	
		Stride length (m)	4.84	6.97	7.07	6.94	7.00	7.32	6.85	6.54	6.54	6.44	6.72	
		Stride duration (s)	0.422	0.394	0.400	0.408	0.428	0.435	0.429	0.425	0.443	0.432	0.423	
		Stride efficiency (%)	36.67	76.00	78.14	75.20	76.62	83.71	73.37	66.80	66.78	64.85	70.64	
		Stride count	16.51	28.68	28.28	28.83	28.56	27.33	29.19	30.59	30.59	31.05	279.61	



Note: Horizontal distance axis grid lines are 200m furlongs.

Disclaimer.

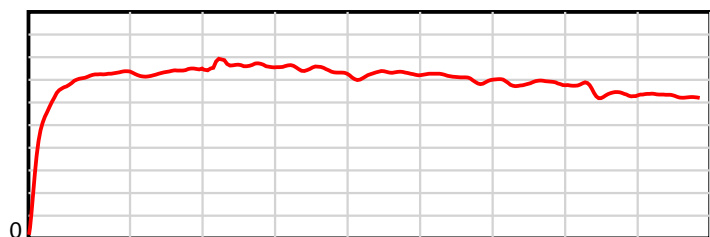
Tasracing Pty Ltd and Thoroughbred Ratings Pty Ltd accepts no responsibility for the completeness or accuracy of any of the information contained herein, and makes no representations about its suitability for any particular purpose. Users should make their own judgements about those matters and/or seek independent advice. You assume all risks associated with use of the data provided on this page.

Race Results

August 31, 2014, Race 2, MDN/CL1-SW, Distance 1880m, Spreyton - Offset 0m

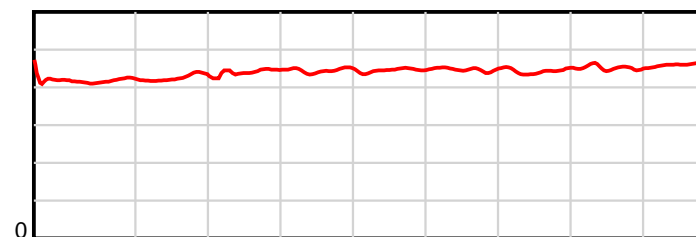
Result	TAB no.	Horse (Barrier)	1880 to	1800m to	1600m to	1400m to	1200m to	1000m to	800m to	600m to	400m to	200m to	Total or	Margin
8th	9	Star Rocket (6)	1800m	1600m	1400m	1200m	1000m	800m	600m	400m	200m	WP	Average	
		Position in running (margin)	-	4(2.3)	4(3.1)	4(2.5)	4(3.6)	4(4.3)	4(6.3)	4(5.1)	4(1.3)	8(6.4)		14.70
		Sectional time (s)	7.83	11.43	11.23	11.74	12.17	11.98	12.46	12.78	13.72	14.15		
		Cumulative time (s)	119.50	111.67	100.24	89.01	77.27	65.10	53.12	40.65	27.87	14.15	1:59.50	
		Speed (m/s)	10.21	17.50	17.81	17.04	16.43	16.69	16.05	15.65	14.58	14.13	15.73	
		Stride length (m)	4.61	7.31	7.57	7.32	7.32	7.42	7.18	6.93	6.58	6.50	6.95	
		Stride duration (s)	0.417	0.417	0.425	0.430	0.446	0.444	0.447	0.443	0.451	0.460	0.442	
		Stride efficiency (%)	33.25	83.43	89.53	83.74	83.73	85.95	80.56	75.10	67.60	66.11	75.43	
		Stride count	17.34	27.37	26.42	27.32	27.32	26.97	27.85	28.85	30.41	30.75	270.60	

10 m Stride length



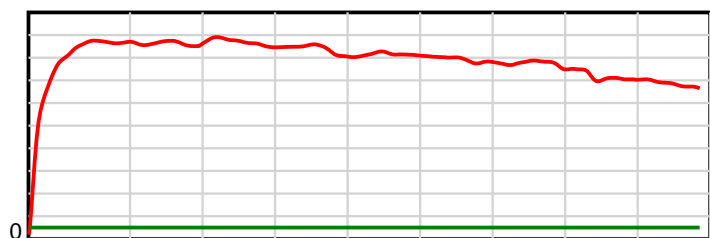
1880 m Finish

0.6 s Stride duration



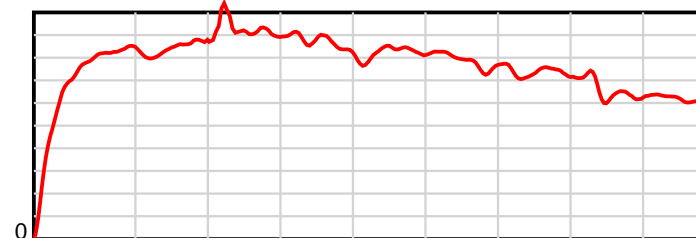
1880 m Finish

20 m/sec Speed



1880 m Finish

100 % Stride efficiency



1880 m Finish

Note: Horizontal distance axis grid lines are 200m furlongs.

Disclaimer.

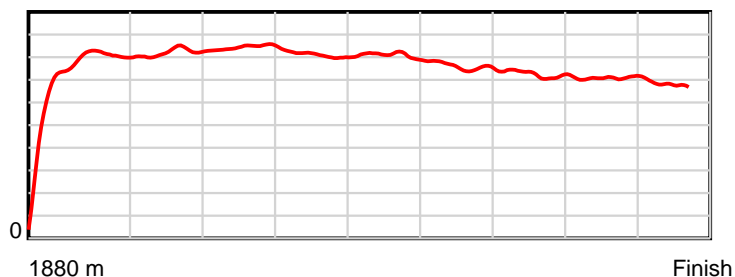
Tasracing Pty Ltd and Thoroughbred Ratings Pty Ltd accepts no responsibility for the completeness or accuracy of any of the information contained herein, and makes no representations about its suitability for any particular purpose. Users should make their own judgements about those matters and/or seek independent advice. You assume all risks associated with use of the data provided on this page.

Race Results

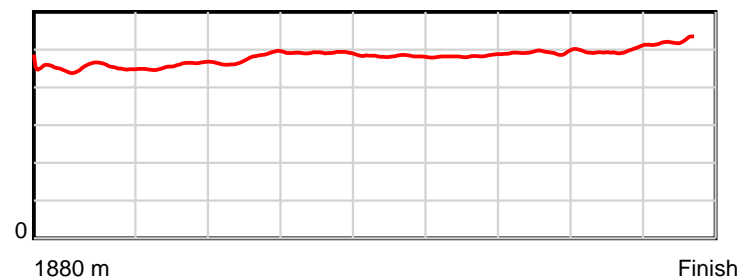
August 31, 2014, Race 2, MDN/CL1-SW, Distance 1880m, Spreyton - Offset 0m

Result	TAB no.	Horse (Barrier)	1880 to	1800m to	1600m to	1400m to	1200m to	1000m to	800m to	600m to	400m to	200m to	Total or	Margin
9th	6	Letters (4)	1800m	1600m	1400m	1200m	1000m	800m	600m	400m	200m	WP	Average	
		Position in running (margin)	-	8(6.6)	3(3.0)	2(0.4)	1(0.0)	1(0.0)	1(0.0)	1(0.0)	1(0.0)	6(4.0)		17.70
		Sectional time (s)	8.73	10.70	10.89	11.49	12.06	11.65	12.67	13.41	13.54	14.96		
		Cumulative time (s)	120.09	111.36	100.66	89.77	78.28	66.22	54.58	41.90	28.50	14.96	2:00.09	
		Speed (m/s)	9.16	18.69	18.37	17.41	16.58	17.17	15.79	14.91	14.77	13.37	15.65	
		Stride length (m)	4.46	8.45	8.35	8.22	8.17	8.31	7.60	7.33	7.30	6.96	7.57	
		Stride duration (s)	0.447	0.452	0.454	0.472	0.493	0.484	0.482	0.491	0.494	0.520	0.484	
		Stride efficiency (%)	31.11	111.50	108.85	105.55	104.32	107.80	90.33	83.87	83.18	75.63	89.63	
		Stride count	17.93	23.68	23.96	24.33	24.48	24.08	26.31	27.30	27.41	28.75	248.23	

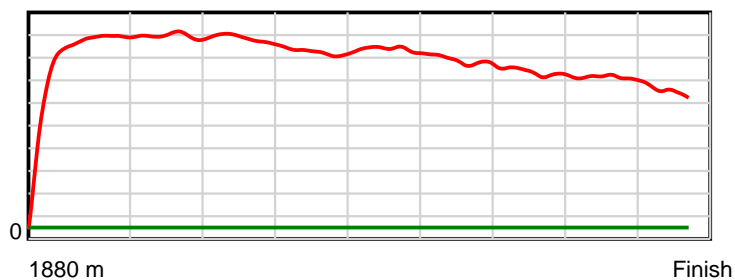
10 m Stride length



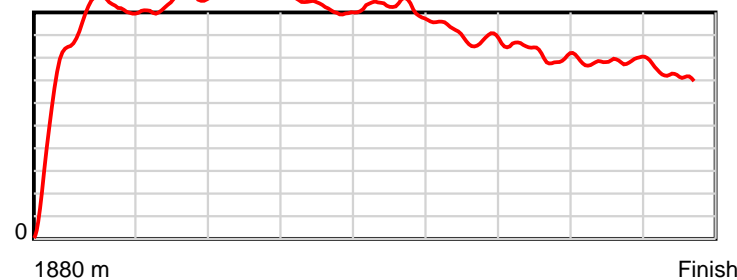
0.6 s Stride duration



20 m/sec Speed



100 % Stride efficiency



Note: Horizontal distance axis grid lines are 200m furlongs.

Disclaimer.

Tasracing Pty Ltd and Thoroughbred Ratings Pty Ltd accepts no responsibility for the completeness or accuracy of any of the information contained herein, and makes no representations about its suitability for any particular purpose. Users should make their own judgements about those matters and/or seek independent advice. You assume all risks associated with use of the data provided on this page.