



Race Results

Devonport Racing Club, Devonport Synthetic, August 31, 2014

Compilation date: September 1, 2014, 3:32:38 PM (EST)

Copyright © 2014 Tasracing Pty Ltd. All rights reserved.

Trademarks.

StrideMASTER is a registered trademark of Thoroughbred Ratings Pty Ltd.

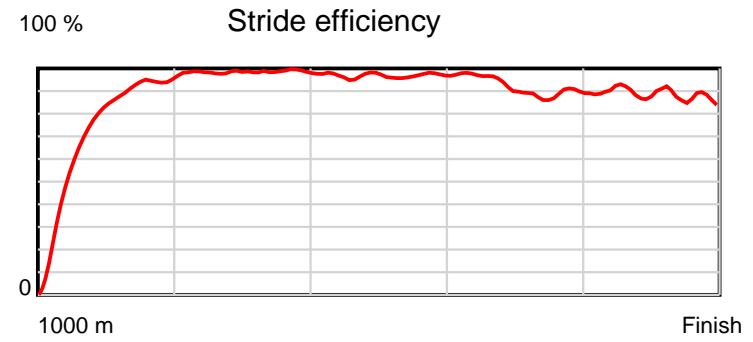
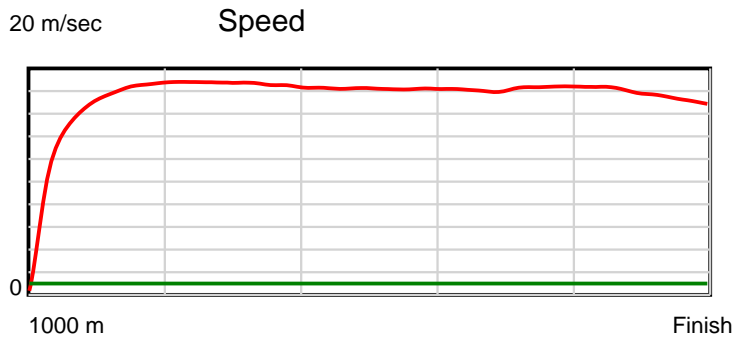
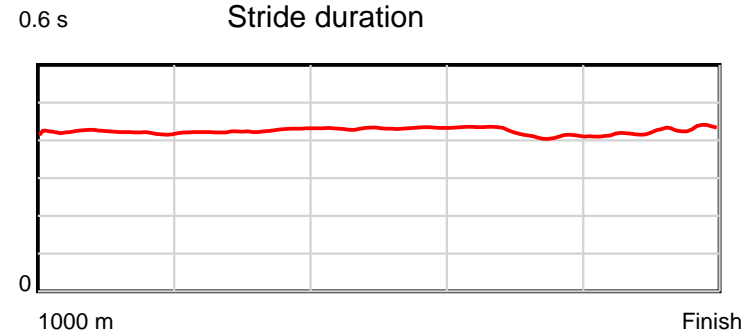
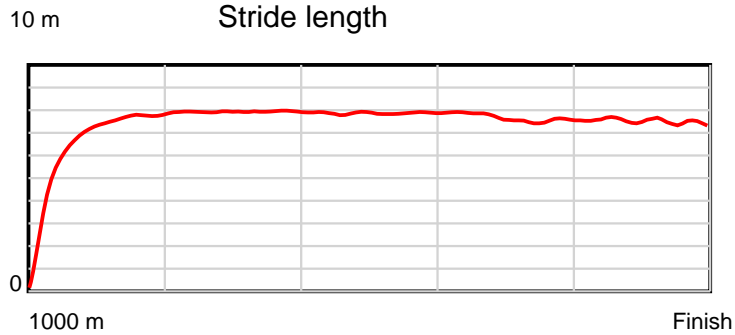
Disclaimer.

Tasracing Pty Ltd and Thoroughbred Ratings Pty Ltd accepts no responsibility for the completeness or accuracy of any of the information contained herein, and makes no representations about its suitability for any particular purpose. Users should make their own judgements about those matters and/or seek independent advice. You assume all risks associated with use of the data provided on this page.

Race Results

August 31, 2014, Race 6, BM72, Distance 1000m, Spreyton - Offset 0m

Result	TAB no.	Horse (Barrier)	1000 to	800m to	600m to	400m to	200m to	Total or	Margin
1st	5	Tennessee Driv... (1)	800m	600m	400m	200m	WP	Average	
		Position in running (margin)	-	4(3.1)	3(2.3)	2(1.1)	2(0.4)		0.00
		Sectional time (s)	13.61	10.80	11.15	11.19	11.62		
		Cumulative time (s)	58.37	44.76	33.96	22.81	11.62	0:58.37	
		Speed (m/s)	14.70	18.52	17.94	17.87	17.21	17.13	
		Stride length (m)	6.16	7.85	7.75	7.50	7.31	7.26	
		Stride duration (s)	0.422	0.424	0.432	0.419	0.425	0.424	
		Stride efficiency (%)	59.39	96.41	93.75	87.87	83.54	82.37	
		Stride count	32.44	25.46	25.82	26.67	27.35	137.74	



Note: Horizontal distance axis grid lines are 200m furlongs.

Disclaimer.

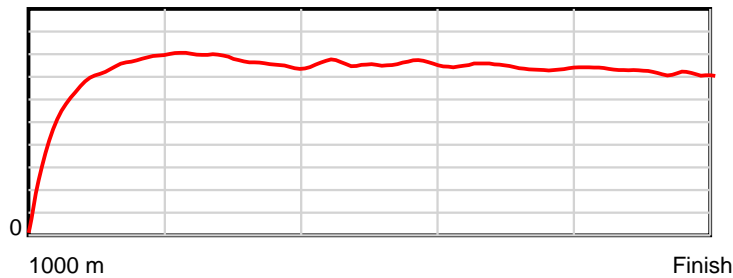
Tasracing Pty Ltd and Thoroughbred Ratings Pty Ltd accepts no responsibility for the completeness or accuracy of any of the information contained herein, and makes no representations about its suitability for any particular purpose. Users should make their own judgements about those matters and/or seek independent advice. You assume all risks associated with use of the data provided on this page.

Race Results

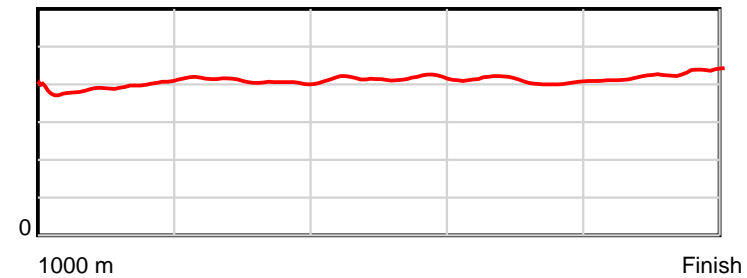
August 31, 2014, Race 6, BM72, Distance 1000m, Spreyton - Offset 0m

Result	TAB no.	Horse (Barrier)	1000 to	800m to	600m to	400m to	200m to	Total or	Margin
2nd	3	Geegees Double... (6)	800m	600m	400m	200m	WP	Average	
		Position in running (margin)	-	1(0.0)	1(0.0)	1(0.0)	1(0.0)		3.30
		Sectional time (s)	13.14	10.92	11.35	11.31	12.22		
		Cumulative time (s)	58.95	45.81	34.89	23.54	12.22	0:58.95	
		Speed (m/s)	15.22	18.32	17.62	17.68	16.37	16.96	
		Stride length (m)	6.06	7.48	7.33	7.23	6.99	6.98	
		Stride duration (s)	0.391	0.409	0.416	0.409	0.427	0.412	
		Stride efficiency (%)	57.39	87.47	83.96	81.75	76.42	76.14	
		Stride count	33.00	26.73	27.28	27.65	28.60	143.26	

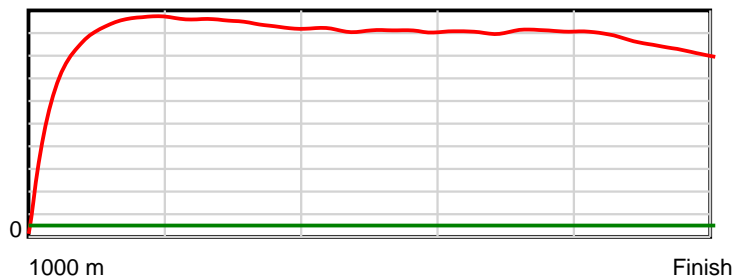
10 m Stride length



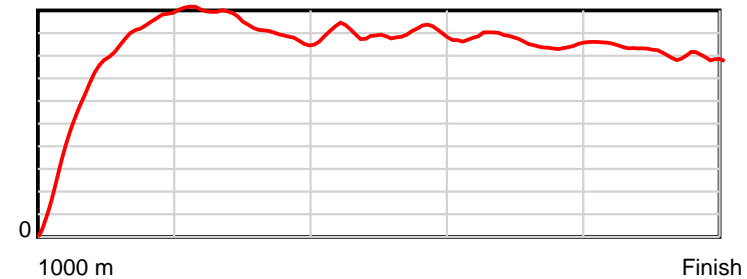
0.6 s Stride duration



20 m/sec Speed



100 % Stride efficiency



Note: Horizontal distance axis grid lines are 200m furlongs.

Disclaimer.

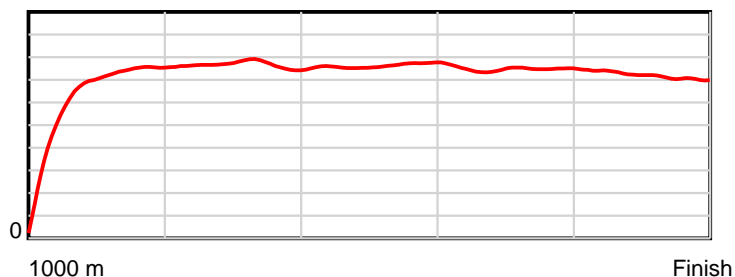
Tasracing Pty Ltd and Thoroughbred Ratings Pty Ltd accepts no responsibility for the completeness or accuracy of any of the information contained herein, and makes no representations about its suitability for any particular purpose. Users should make their own judgements about those matters and/or seek independent advice. You assume all risks associated with use of the data provided on this page.

Race Results

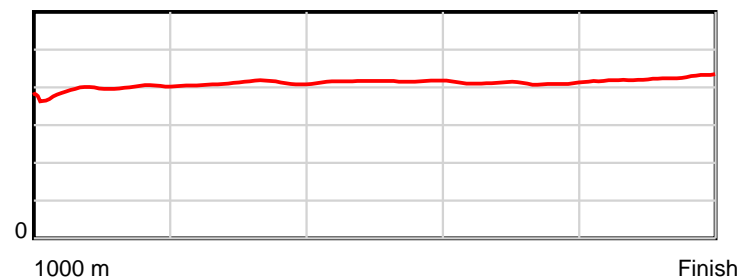
August 31, 2014, Race 6, BM72, Distance 1000m, Spreyton - Offset 0m

Result	TAB no.	Horse (Barrier)	1000 to	800m to	600m to	400m to	200m to	Total or	Margin
3rd	6	Lustica (5)	800m	600m	400m	200m	WP	Average	
		Position in running (margin)	-	3(3.0)	4(3.1)	3(2.8)	3(1.9)		4.10
		Sectional time (s)	13.79	10.94	11.30	11.18	11.89		
		Cumulative time (s)	59.10	45.31	34.37	23.07	11.89	0:59.10	
		Speed (m/s)	14.51	18.28	17.70	17.89	16.82	16.92	
		Stride length (m)	5.88	7.50	7.37	7.36	7.15	6.99	
		Stride duration (s)	0.388	0.410	0.416	0.411	0.425	0.413	
		Stride efficiency (%)	53.94	87.93	84.90	84.61	79.84	76.43	
		Stride count	34.04	26.66	27.13	27.18	27.98	142.99	

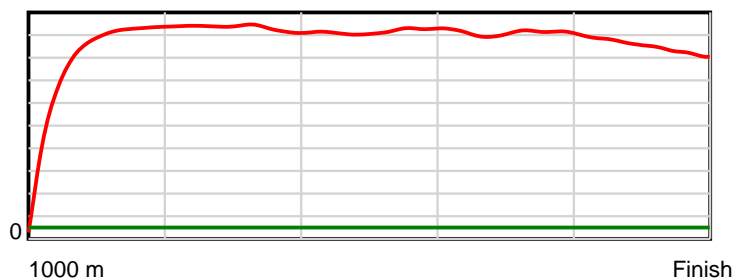
10 m Stride length



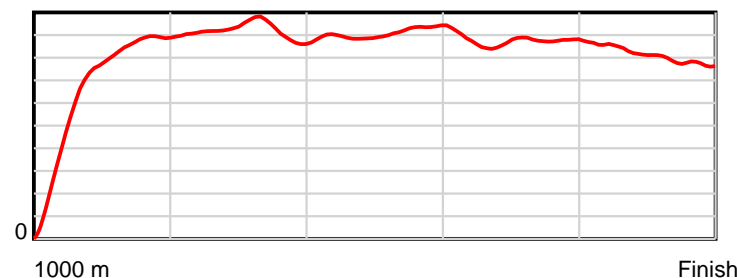
0.6 s Stride duration



20 m/sec Speed



100 % Stride efficiency



Note: Horizontal distance axis grid lines are 200m furlongs.

Disclaimer.

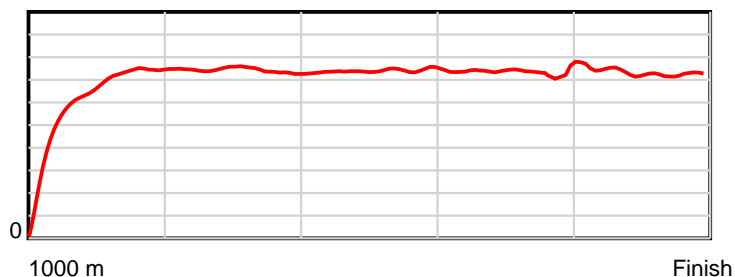
Tasracing Pty Ltd and Thoroughbred Ratings Pty Ltd accepts no responsibility for the completeness or accuracy of any of the information contained herein, and makes no representations about its suitability for any particular purpose. Users should make their own judgements about those matters and/or seek independent advice. You assume all risks associated with use of the data provided on this page.

Race Results

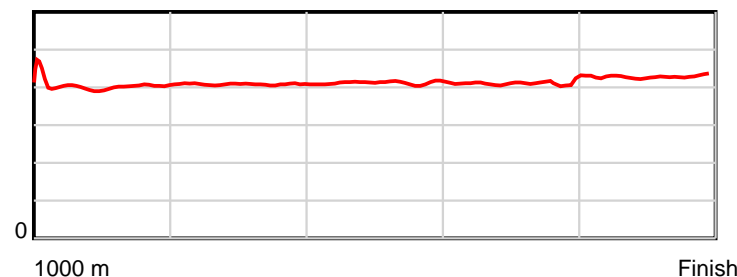
August 31, 2014, Race 6, BM72, Distance 1000m, Spreyton - Offset 0m

Result	TAB no.	Horse (Barrier)	1000 to	800m to	600m to	400m to	200m to	Total or	Margin
4th	4	Fashion Label (2)	800m	600m	400m	200m	WP	Average	
		Position in running (margin)	-	5(4.4)	5(5.4)	4(3.7)	4(3.1)		4.20
		Sectional time (s)	13.82	11.10	11.06	11.22	11.90		
		Cumulative time (s)	59.11	45.29	34.19	23.12	11.90	0:59.11	
		Speed (m/s)	14.47	18.02	18.08	17.83	16.81	16.92	
		Stride length (m)	5.97	7.34	7.45	7.18	7.19	6.98	
		Stride duration (s)	0.412	0.408	0.412	0.403	0.428	0.412	
		Stride efficiency (%)	55.64	84.22	86.65	80.49	80.73	76.08	
		Stride count	33.52	27.24	26.86	27.87	27.83	143.32	

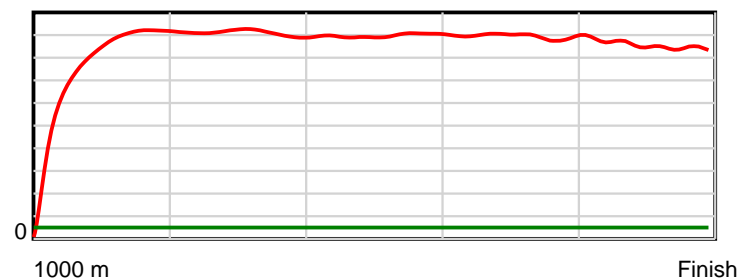
10 m Stride length



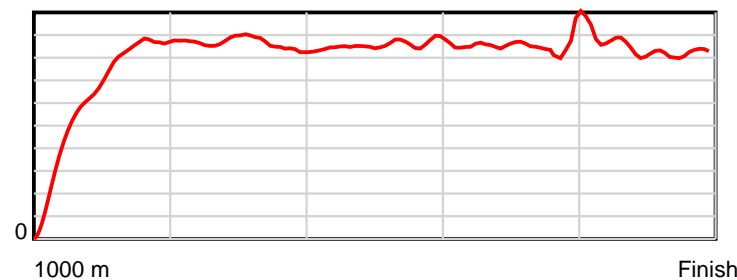
0.6 s Stride duration



20 m/sec Speed



100 % Stride efficiency



Note: Horizontal distance axis grid lines are 200m furlongs.

Disclaimer.

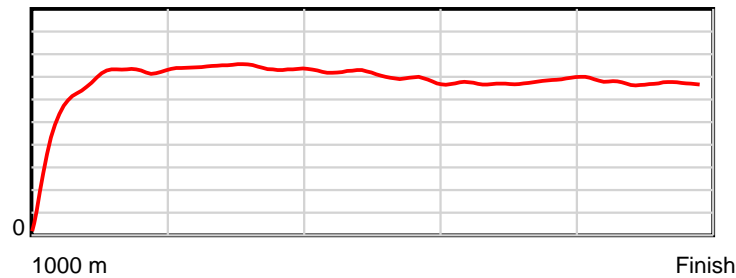
Tasracing Pty Ltd and Thoroughbred Ratings Pty Ltd accepts no responsibility for the completeness or accuracy of any of the information contained herein, and makes no representations about its suitability for any particular purpose. Users should make their own judgements about those matters and/or seek independent advice. You assume all risks associated with use of the data provided on this page.

Race Results

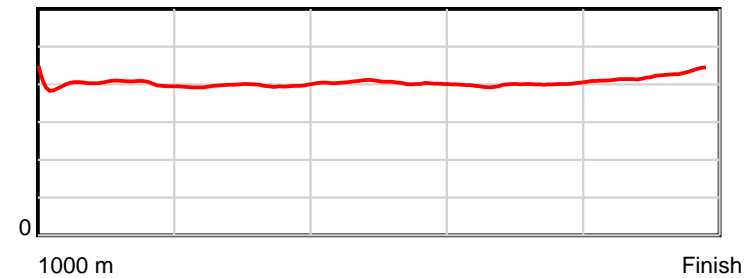
August 31, 2014, Race 6, BM72, Distance 1000m, Spreyton - Offset 0m

Result	TAB no.	Horse (Barrier)	1000 to	800m to	600m to	400m to	200m to	Total or	Margin
5th	2	Jypsiere (3)	800m	600m	400m	200m	WP	Average	
		Position in running (margin)	-	2(1.8)	2(1.2)	5(3.8)	5(4.8)		6.60
		Sectional time (s)	12.98	10.82	11.79	11.48	12.48		
		Cumulative time (s)	59.55	46.57	35.74	23.96	12.48	0:59.55	
		Speed (m/s)	15.41	18.48	16.96	17.42	16.03	16.79	
		Stride length (m)	6.10	7.31	6.87	6.95	6.77	6.78	
		Stride duration (s)	0.406	0.396	0.405	0.399	0.423	0.404	
		Stride efficiency (%)	58.12	83.55	73.71	75.54	71.65	71.75	
		Stride count	32.80	27.35	29.12	28.77	29.54	147.58	

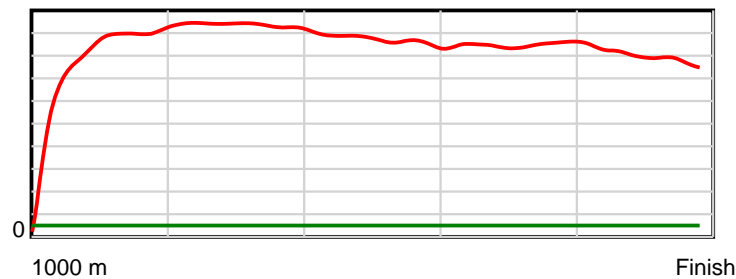
10 m Stride length



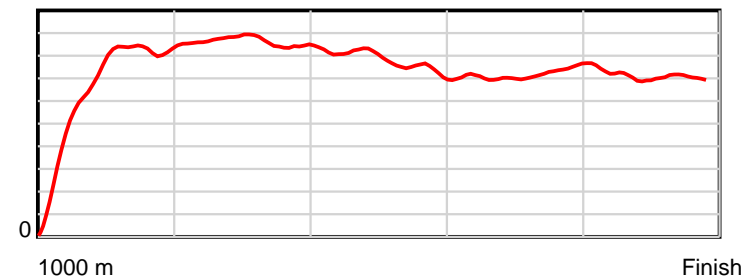
0.6 s Stride duration



20 m/sec Speed



100 % Stride efficiency



Note: Horizontal distance axis grid lines are 200m furlongs.

Disclaimer.

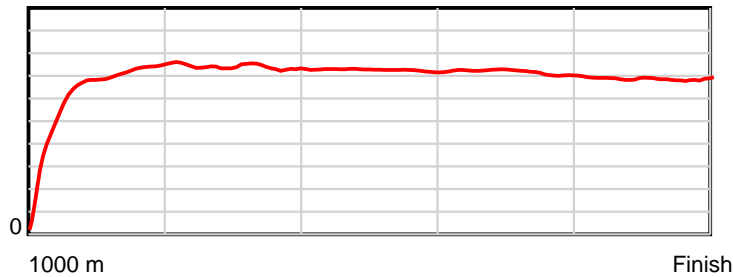
Tasracing Pty Ltd and Thoroughbred Ratings Pty Ltd accepts no responsibility for the completeness or accuracy of any of the information contained herein, and makes no representations about its suitability for any particular purpose. Users should make their own judgements about those matters and/or seek independent advice. You assume all risks associated with use of the data provided on this page.

Race Results

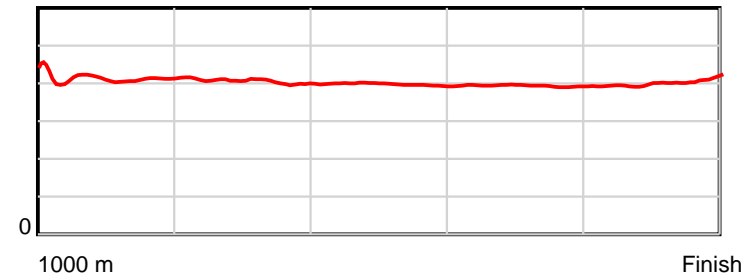
August 31, 2014, Race 6, BM72, Distance 1000m, Spreyton - Offset 0m

Result	TAB no.	Horse (Barrier)	1000 to	800m to	600m to	400m to	200m to	Total or	Margin
6th	1	Gea Force (4)	800m	600m	400m	200m	WP	Average	
		Position in running (margin)	-	6(4.8)	7(6.9)	7(6.7)	7(6.8)		7.50
		Sectional time (s)	13.83	11.27	11.32	11.34	11.94		
		Cumulative time (s)	59.71	45.88	34.60	23.29	11.94	0:59.71	
		Speed (m/s)	14.46	17.75	17.67	17.64	16.75	16.75	
		Stride length (m)	6.05	7.16	7.02	6.94	6.76	6.76	
		Stride duration (s)	0.415	0.404	0.397	0.393	0.404	0.404	
		Stride efficiency (%)	57.28	80.14	76.96	75.21	71.51	71.48	
		Stride count	33.03	27.93	28.50	28.83	29.57	147.86	

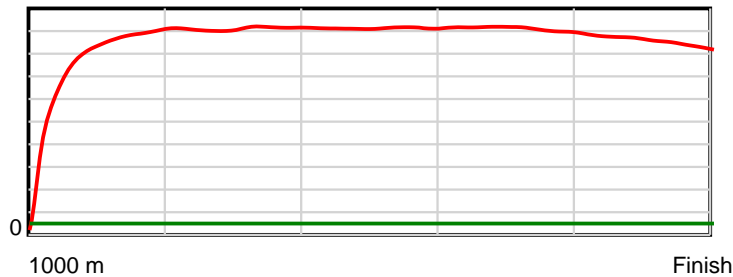
10 m Stride length



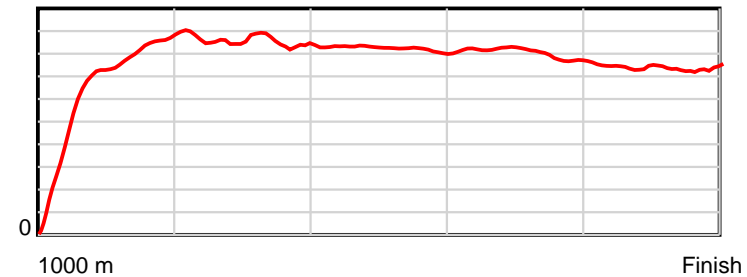
0.6 s Stride duration



20 m/sec Speed



100 % Stride efficiency



Note: Horizontal distance axis grid lines are 200m furlongs.

Disclaimer.

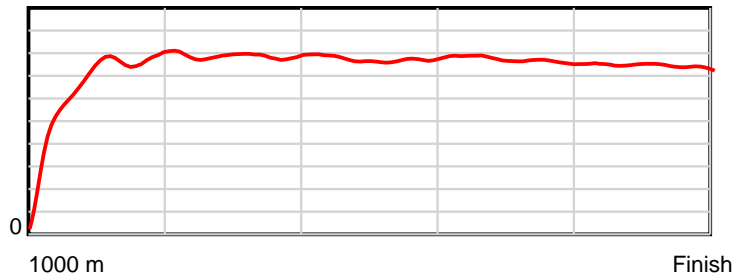
Tasracing Pty Ltd and Thoroughbred Ratings Pty Ltd accepts no responsibility for the completeness or accuracy of any of the information contained herein, and makes no representations about its suitability for any particular purpose. Users should make their own judgements about those matters and/or seek independent advice. You assume all risks associated with use of the data provided on this page.

Race Results

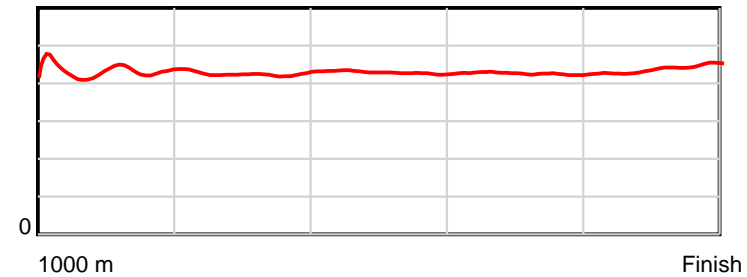
August 31, 2014, Race 6, BM72, Distance 1000m, Spreyton - Offset 0m

Result	TAB no.	Horse (Barrier)	1000 to	800m to	600m to	400m to	200m to	Total or	Margin
7th	8	Miss Beautymat... (7)	800m	600m	400m	200m	WP	Average	
		Position in running (margin)	-	7(5.1)	6(5.9)	6(5.8)	6(6.1)		8.70
		Sectional time (s)	14.14	11.05	11.34	11.37	12.03		
		Cumulative time (s)	59.93	45.79	34.74	23.40	12.03	0:59.93	
		Speed (m/s)	14.14	18.10	17.64	17.59	16.63	16.68	
		Stride length (m)	6.25	7.69	7.56	7.48	7.31	7.22	
		Stride duration (s)	0.435	0.425	0.429	0.425	0.440	0.433	
		Stride efficiency (%)	61.11	92.36	89.35	87.50	83.56	81.44	
		Stride count	31.98	26.01	26.45	26.73	27.35	138.52	

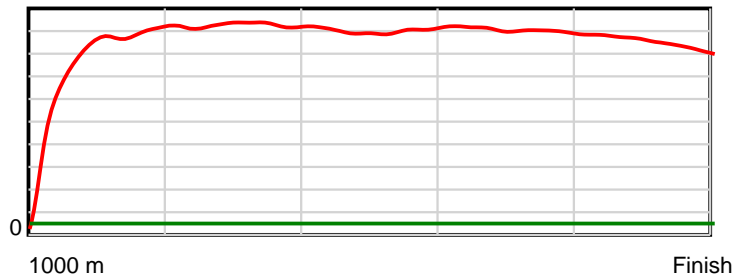
10 m Stride length



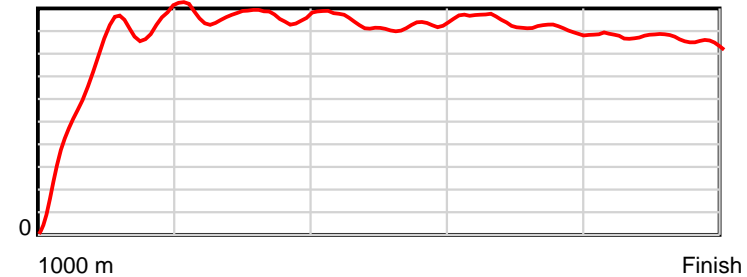
0.6 s Stride duration



20 m/sec Speed



100 % Stride efficiency



Note: Horizontal distance axis grid lines are 200m furlongs.

Disclaimer.

Tasracing Pty Ltd and Thoroughbred Ratings Pty Ltd accepts no responsibility for the completeness or accuracy of any of the information contained herein, and makes no representations about its suitability for any particular purpose. Users should make their own judgements about those matters and/or seek independent advice. You assume all risks associated with use of the data provided on this page.

