



Race Results

Tasmanian Racing Club, Hobart, September 07, 2014

Compilation date: September 8, 2014, 12:18:55 PM (EST)

Copyright © 2014 Tasracing Pty Ltd. All rights reserved.

Trademarks.

StrideMASTER is a registered trademark of Thoroughbred Ratings Pty Ltd.

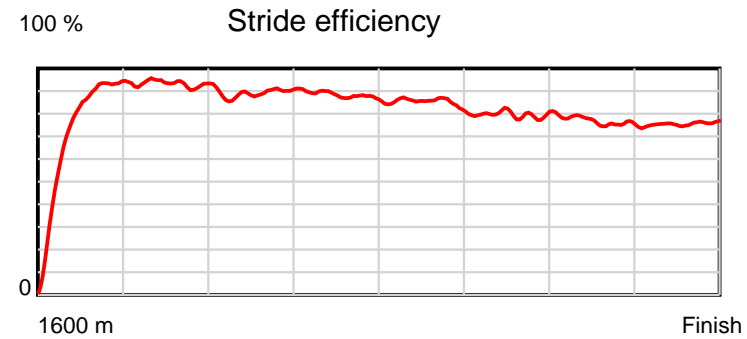
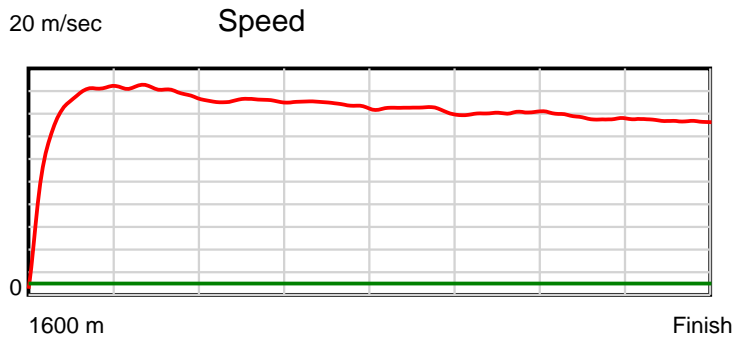
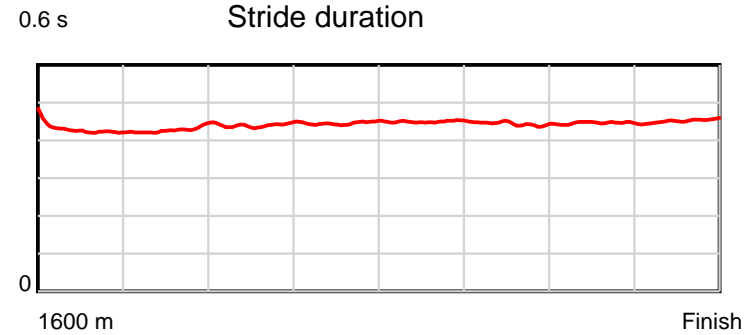
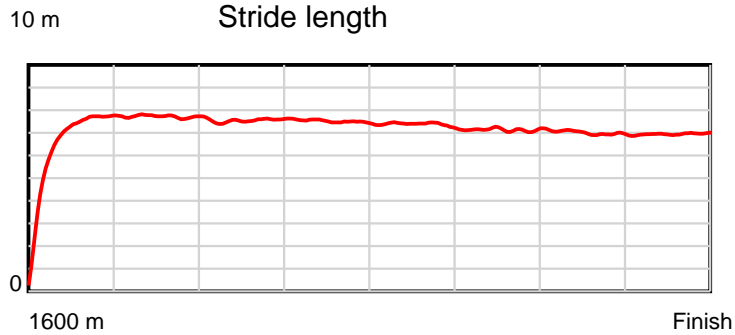
Disclaimer.

Tasracing Pty Ltd and Thoroughbred Ratings Pty Ltd accepts no responsibility for the completeness or accuracy of any of the information contained herein, and makes no representations about its suitability for any particular purpose. Users should make their own judgements about those matters and/or seek independent advice. You assume all risks associated with use of the data provided on this page.

Race Results

September 07, 2014, Race 3, MDN/CL1-SW, Distance 1600m, Elwick Course Proper - Offset 1m

Result	TAB no.	Horse (Barrier)	1600 to	1400m to	1200m to	1000m to	800m to	600m to	400m to	200m to	Total or	Margin
1st	12	Little Sheeka (6)	1400m	1200m	1000m	800m	600m	400m	200m	WP	Average	
		Position in running (margin)	-	1(0.0)	1(0.0)	1(0.0)	1(0.0)	2(0.1)	1(0.0)	2(0.4)		0.00
		Sectional time (s)	13.79	12.00	11.94	12.13	12.51	11.75	12.43	13.15		
		Cumulative time (s)	99.71	85.92	73.92	61.97	49.84	37.33	25.58	13.15	1:39.70	
		Speed (m/s)	14.50	16.67	16.75	16.49	15.99	17.02	16.09	15.21	16.05	
		Stride length (m)	6.19	7.16	7.37	7.34	7.19	7.54	7.17	6.88	7.08	
		Stride duration (s)	0.429	0.430	0.440	0.445	0.450	0.443	0.446	0.453	0.441	
		Stride efficiency (%)	59.85	80.14	84.96	84.23	80.68	88.90	80.42	74.05	78.40	
		Stride count	32.32	27.93	27.12	27.24	27.83	26.52	27.88	29.05	225.89	



Note: Horizontal distance axis grid lines are 200m furlongs.

Disclaimer.

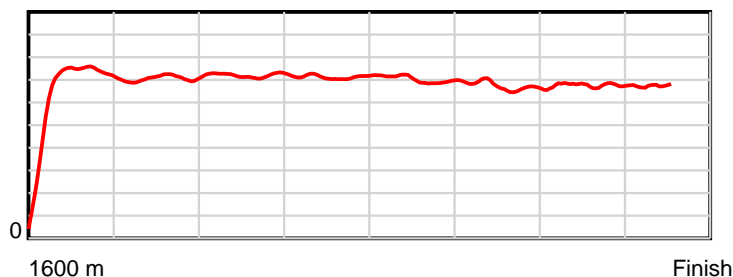
Tasracing Pty Ltd and Thoroughbred Ratings Pty Ltd accepts no responsibility for the completeness or accuracy of any of the information contained herein, and makes no representations about its suitability for any particular purpose. Users should make their own judgements about those matters and/or seek independent advice. You assume all risks associated with use of the data provided on this page.

Race Results

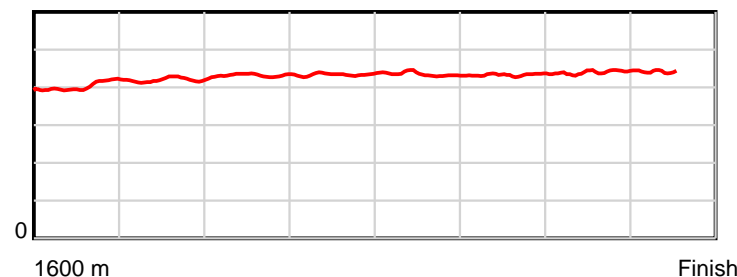
September 07, 2014, Race 3, MDN/CL1-SW, Distance 1600m, Elwick Course Proper - Offset 1m

Result	TAB no.	Horse (Barrier)	1600 to	1400m to	1200m to	1000m to	800m to	600m to	400m to	200m to	Total or	Margin
2nd	2	Duran (11)	1400m	1200m	1000m	800m	600m	400m	200m	WP	Average	
		Position in running (margin)	-	7(4.0)	3(0.7)	4(0.7)	2(0.3)	1(0.0)	2(0.2)	1(0.0)		0.10
		Sectional time (s)	14.65	11.45	11.94	12.07	12.44	11.81	12.32	13.06		
		Cumulative time (s)	99.73	85.08	73.63	61.69	49.62	37.18	25.37	13.06	1:39.73	
		Speed (m/s)	13.65	17.47	16.75	16.57	16.08	16.93	16.23	15.31	16.04	
		Stride length (m)	5.91	7.31	7.18	7.17	7.01	7.30	7.06	6.76	6.93	
		Stride duration (s)	0.435	0.419	0.428	0.433	0.436	0.431	0.435	0.441	0.432	
		Stride efficiency (%)	54.54	83.55	80.47	80.38	76.68	83.37	77.85	71.44	75.09	
		Stride count	33.85	27.35	27.87	27.89	28.55	27.38	28.34	29.58	230.81	

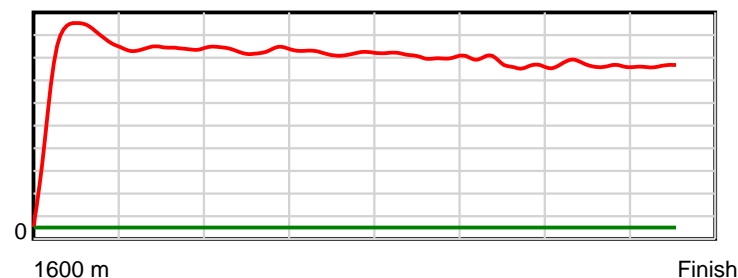
10 m Stride length



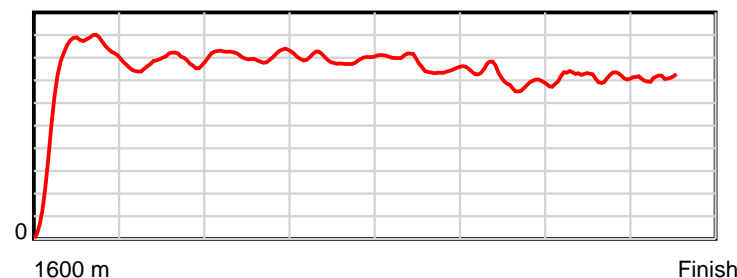
0.6 s Stride duration



20 m/sec Speed



100 % Stride efficiency



Note: Horizontal distance axis grid lines are 200m furlongs.

Disclaimer.

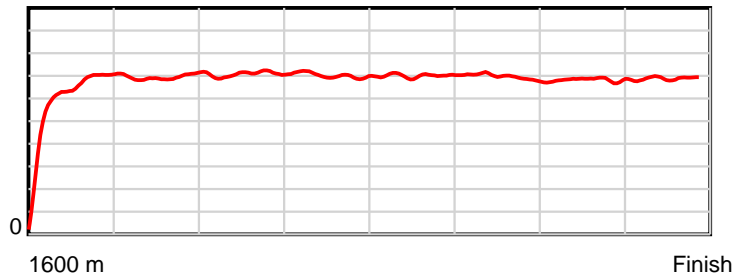
Tasracing Pty Ltd and Thoroughbred Ratings Pty Ltd accepts no responsibility for the completeness or accuracy of any of the information contained herein, and makes no representations about its suitability for any particular purpose. Users should make their own judgements about those matters and/or seek independent advice. You assume all risks associated with use of the data provided on this page.

Race Results

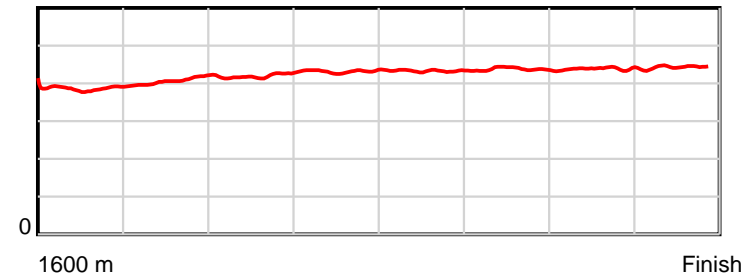
September 07, 2014, Race 3, MDN/CL1-SW, Distance 1600m, Elwick Course Proper - Offset 1m

Result	TAB no.	Horse (Barrier)	1600 to	1400m to	1200m to	1000m to	800m to	600m to	400m to	200m to	Total or	Margin
3rd	6	Bling Dynasty (5)	1400m	1200m	1000m	800m	600m	400m	200m	WP	Average	
		Position in running (margin)	-	4(1.1)	7(3.6)	7(3.5)	7(4.0)	7(4.0)	6(4.7)	4(4.0)		2.40
		Sectional time (s)	14.14	12.41	11.93	12.22	12.49	11.88	12.24	12.85		
		Cumulative time (s)	100.16	86.02	73.61	61.68	49.47	36.97	25.09	12.85	1:40.15	
		Speed (m/s)	14.14	16.12	16.76	16.37	16.01	16.84	16.34	15.56	15.97	
		Stride length (m)	5.40	6.54	7.02	7.06	6.93	7.38	7.15	6.88	6.74	
		Stride duration (s)	0.385	0.405	0.419	0.431	0.433	0.438	0.437	0.442	0.422	
		Stride efficiency (%)	45.56	66.74	77.08	77.96	74.99	85.00	79.79	74.06	70.94	
		Stride count	37.04	30.60	28.48	28.32	28.87	27.12	27.99	29.05	237.47	

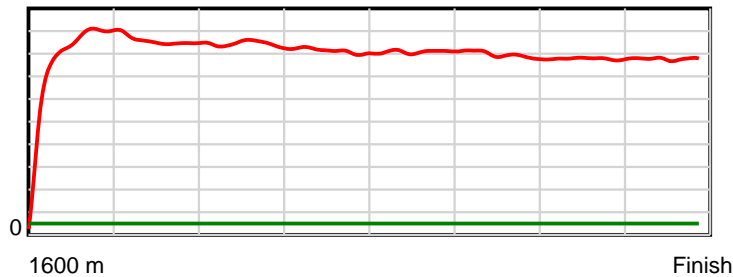
10 m Stride length



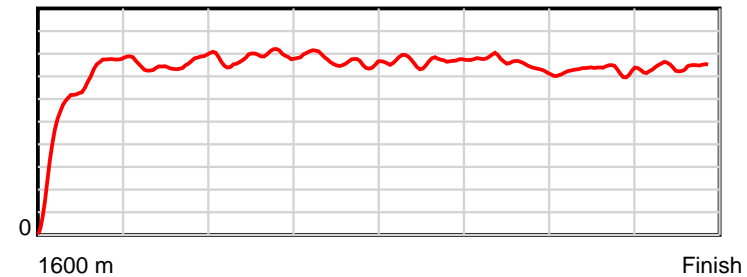
0.6 s Stride duration



20 m/sec Speed



100 % Stride efficiency



Note: Horizontal distance axis grid lines are 200m furlongs.

Disclaimer.

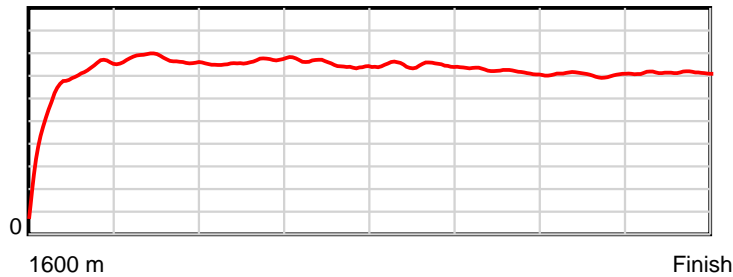
Tasracing Pty Ltd and Thoroughbred Ratings Pty Ltd accepts no responsibility for the completeness or accuracy of any of the information contained herein, and makes no representations about its suitability for any particular purpose. Users should make their own judgements about those matters and/or seek independent advice. You assume all risks associated with use of the data provided on this page.

Race Results

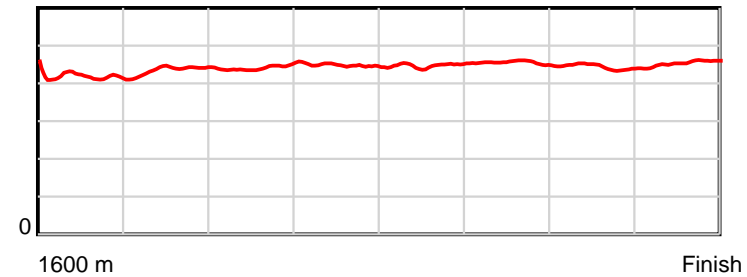
September 07, 2014, Race 3, MDN/CL1-SW, Distance 1600m, Elwick Course Proper - Offset 1m

Result	TAB no.	Horse (Barrier)	1600 to	1400m to	1200m to	1000m to	800m to	600m to	400m to	200m to	Total or	Margin
4th	3	Family Ty (4)	1400m	1200m	1000m	800m	600m	400m	200m	WP	Average	
		Position in running (margin)	-	5(2.2)	6(2.7)	6(3.0)	6(3.3)	6(2.6)	5(4.2)	3(3.9)		4.40
		Sectional time (s)	14.70	12.08	11.99	12.19	12.38	12.03	12.31	12.86		
		Cumulative time (s)	100.54	85.84	73.76	61.77	49.58	37.20	25.17	12.86	1:40.54	
		Speed (m/s)	13.61	16.56	16.68	16.41	16.16	16.63	16.25	15.55	15.91	
		Stride length (m)	5.70	7.24	7.39	7.31	7.24	7.55	7.21	7.07	7.04	
		Stride duration (s)	0.415	0.437	0.443	0.445	0.448	0.454	0.444	0.455	0.442	
		Stride efficiency (%)	50.78	81.92	85.30	83.44	82.01	89.01	81.20	78.07	77.43	
		Stride count	35.08	27.62	27.07	27.37	27.61	26.50	27.75	28.30	227.30	

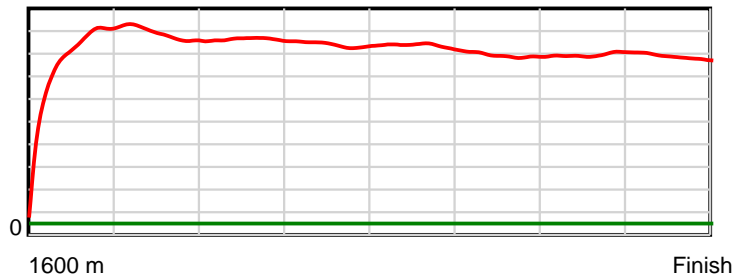
10 m Stride length



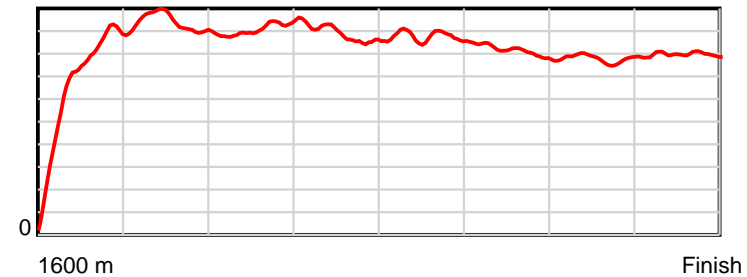
0.6 s Stride duration



20 m/sec Speed



100 % Stride efficiency



Note: Horizontal distance axis grid lines are 200m furlongs.

Disclaimer.

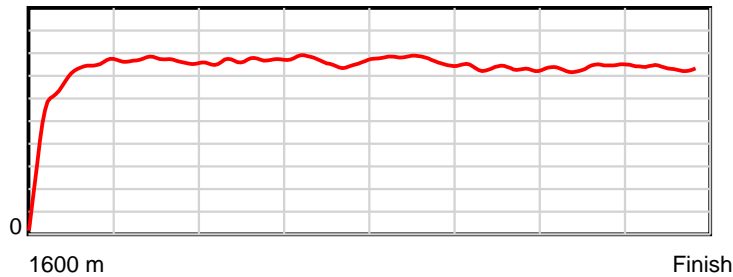
Tasracing Pty Ltd and Thoroughbred Ratings Pty Ltd accepts no responsibility for the completeness or accuracy of any of the information contained herein, and makes no representations about its suitability for any particular purpose. Users should make their own judgements about those matters and/or seek independent advice. You assume all risks associated with use of the data provided on this page.

Race Results

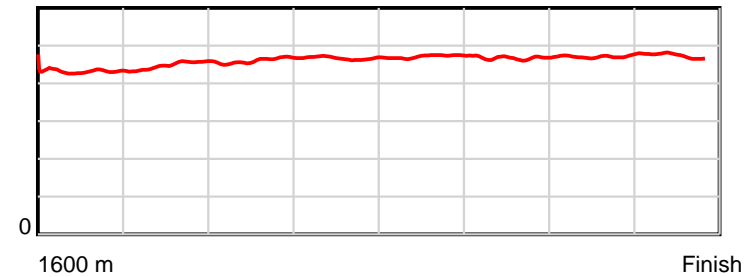
September 07, 2014, Race 3, MDN/CL1-SW, Distance 1600m, Elwick Course Proper - Offset 1m

Result	TAB no.	Horse (Barrier)	1600 to	1400m to	1200m to	1000m to	800m to	600m to	400m to	200m to	Total or	Margin
5th	10	Good Call Paul (2)	1400m	1200m	1000m	800m	600m	400m	200m	WP	Average	
		Position in running (margin)	-	10(5.5)	10(5.5)	11(6.0)	9(5.9)	9(4.8)	10(7.7)	6(7.6)		4.70
		Sectional time (s)	14.82	12.00	12.03	12.10	12.33	12.24	12.34	12.74		
		Cumulative time (s)	100.60	85.78	73.78	61.75	49.65	37.33	25.08	12.74	1:40.59	
		Speed (m/s)	13.50	16.67	16.63	16.53	16.22	16.34	16.21	15.70	15.91	
		Stride length (m)	5.89	7.45	7.65	7.72	7.64	7.63	7.62	7.43	7.33	
		Stride duration (s)	0.435	0.447	0.460	0.467	0.471	0.467	0.470	0.473	0.461	
		Stride efficiency (%)	54.16	86.69	91.54	93.01	91.15	91.01	90.82	86.30	83.86	
		Stride count	33.97	26.85	26.13	25.92	26.19	26.21	26.23	26.91	218.41	

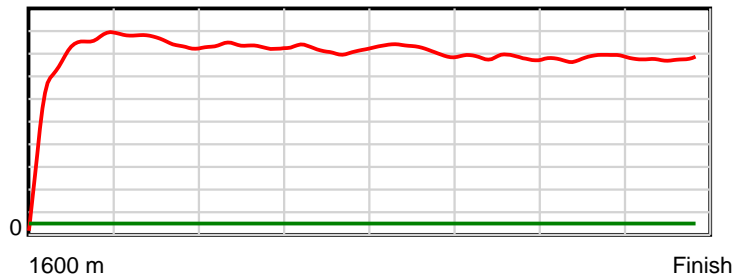
10 m Stride length



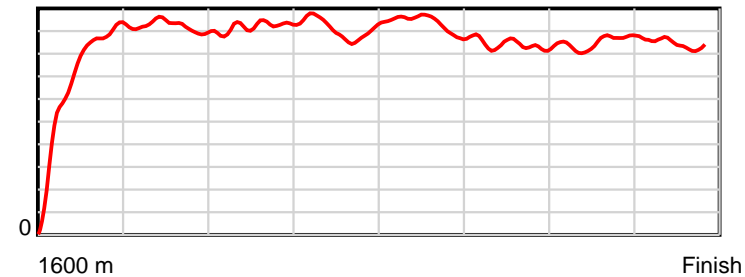
0.6 s Stride duration



20 m/sec Speed



100 % Stride efficiency



Note: Horizontal distance axis grid lines are 200m furlongs.

Disclaimer.

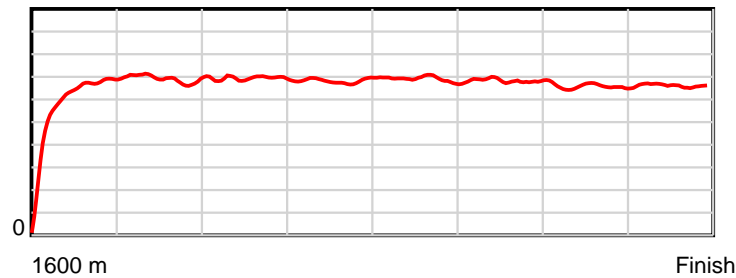
Tasracing Pty Ltd and Thoroughbred Ratings Pty Ltd accepts no responsibility for the completeness or accuracy of any of the information contained herein, and makes no representations about its suitability for any particular purpose. Users should make their own judgements about those matters and/or seek independent advice. You assume all risks associated with use of the data provided on this page.

Race Results

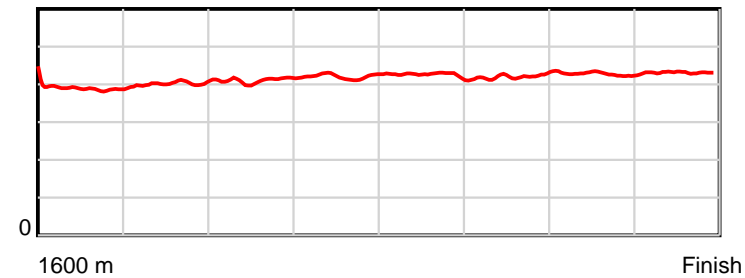
September 07, 2014, Race 3, MDN/CL1-SW, Distance 1600m, Elwick Course Proper - Offset 1m

Result	TAB no.	Horse (Barrier)	1600 to	1400m to	1200m to	1000m to	800m to	600m to	400m to	200m to	Total or	Margin
6th	11	More Than Swee... (7)	1400m	1200m	1000m	800m	600m	400m	200m	WP	Average	
		Position in running (margin)	-	9(5.2)	5(1.4)	3(0.5)	5(1.7)	4(1.5)	7(5.9)	10(9.7)		5.00
		Sectional time (s)	14.37	11.37	11.80	12.33	12.46	12.49	13.00	12.84		
		Cumulative time (s)	100.65	86.28	74.91	63.12	50.79	38.33	25.84	12.84	1:40.65	
		Speed (m/s)	13.91	17.59	16.95	16.22	16.05	16.01	15.38	15.58	15.90	
		Stride length (m)	5.28	7.05	6.95	6.83	6.84	6.72	6.58	6.72	6.57	
		Stride duration (s)	0.392	0.401	0.410	0.421	0.426	0.420	0.427	0.431	0.413	
		Stride efficiency (%)	43.54	77.65	75.40	72.86	73.05	70.53	67.61	70.48	67.44	
		Stride count	37.89	28.37	28.79	29.29	29.25	29.77	30.41	29.78	243.55	

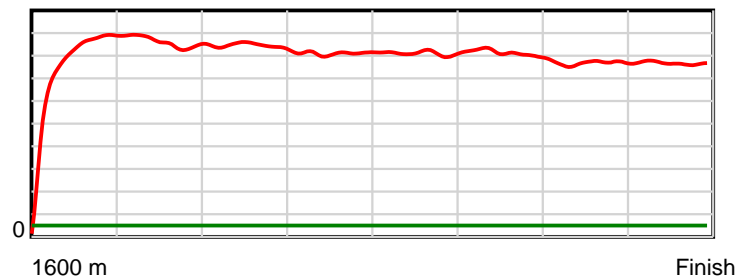
10 m Stride length



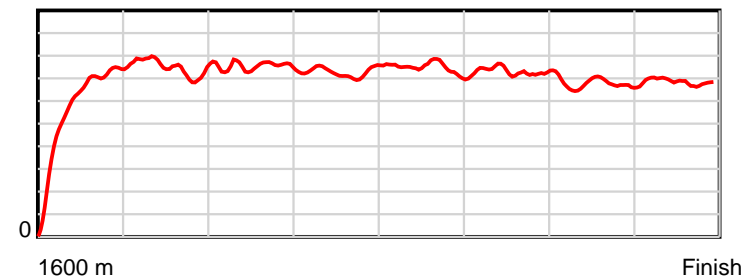
0.6 s Stride duration



20 m/sec Speed



100 % Stride efficiency



Note: Horizontal distance axis grid lines are 200m furlongs.

Disclaimer.

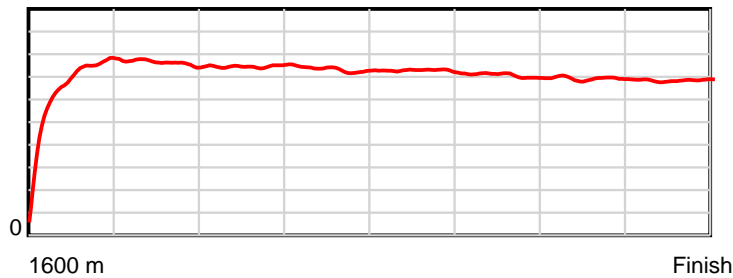
Tasracing Pty Ltd and Thoroughbred Ratings Pty Ltd accepts no responsibility for the completeness or accuracy of any of the information contained herein, and makes no representations about its suitability for any particular purpose. Users should make their own judgements about those matters and/or seek independent advice. You assume all risks associated with use of the data provided on this page.

Race Results

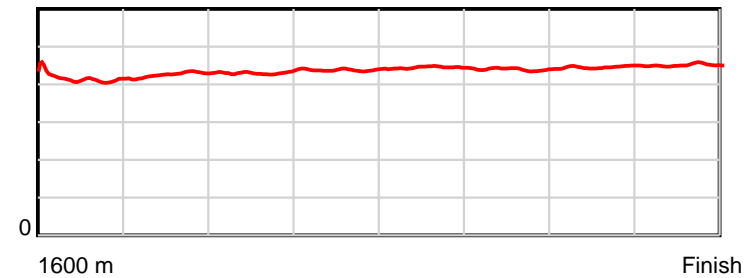
September 07, 2014, Race 3, MDN/CL1-SW, Distance 1600m, Elwick Course Proper - Offset 1m

Result	TAB no.	Horse (Barrier)	1600 to	1400m to	1200m to	1000m to	800m to	600m to	400m to	200m to	Total or	Margin
7th	4	Make Us Richo (9)	1400m	1200m	1000m	800m	600m	400m	200m	WP	Average	
		Position in running (margin)	-	3(0.4)	4(1.3)	2(0.3)	3(0.8)	3(0.5)	3(2.3)	5(4.3)		5.50
		Sectional time (s)	14.06	12.14	11.78	12.21	12.45	12.06	12.70	13.34		
		Cumulative time (s)	100.75	86.69	74.55	62.76	50.56	38.10	26.04	13.34	1:40.75	
		Speed (m/s)	14.23	16.47	16.98	16.38	16.06	16.58	15.75	14.99	15.88	
		Stride length (m)	5.91	7.03	7.33	7.17	7.13	7.30	7.03	6.76	6.93	
		Stride duration (s)	0.420	0.427	0.432	0.438	0.444	0.440	0.446	0.451	0.436	
		Stride efficiency (%)	54.60	77.30	83.88	80.40	79.37	83.27	77.13	71.50	74.99	
		Stride count	33.84	28.44	27.30	27.88	28.06	27.40	28.47	29.57	230.96	

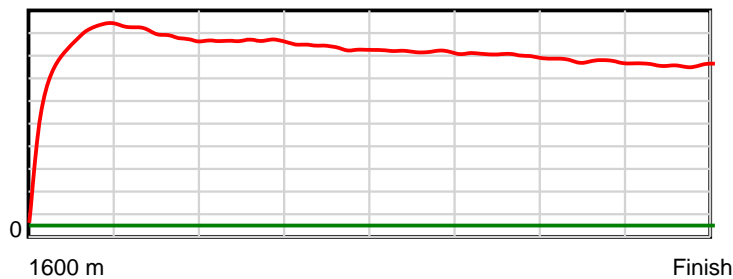
10 m Stride length



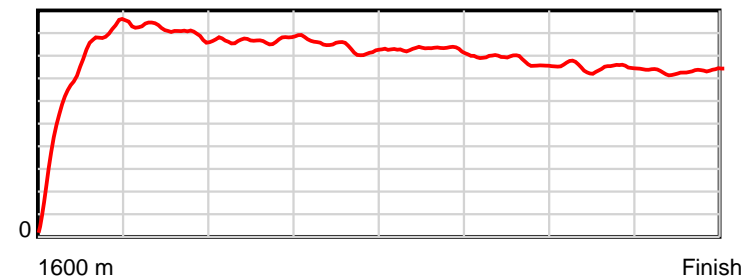
0.6 s Stride duration



20 m/sec Speed



100 % Stride efficiency



Note: Horizontal distance axis grid lines are 200m furlongs.

Disclaimer.

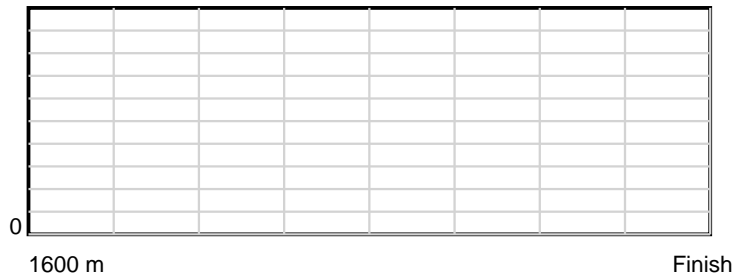
Tasracing Pty Ltd and Thoroughbred Ratings Pty Ltd accepts no responsibility for the completeness or accuracy of any of the information contained herein, and makes no representations about its suitability for any particular purpose. Users should make their own judgements about those matters and/or seek independent advice. You assume all risks associated with use of the data provided on this page.

Race Results


September 07, 2014, Race 3, MDN/CL1-SW, Distance 1600m, Elwick Course Proper - Offset 1m

Result	TAB no.	Horse (Barrier)	1600 to	1400m to	1200m to	1000m to	800m to	600m to	400m to	200m to	Total or	Margin
8th	5	Baku (10)										
		Position in running (margin)										
		Sectional time (s)										
		Cumulative time (s)										
		Speed (m/s)										
		Stride length (m)										
		Stride duration (s)										
		Stride efficiency (%)										
		Stride count										

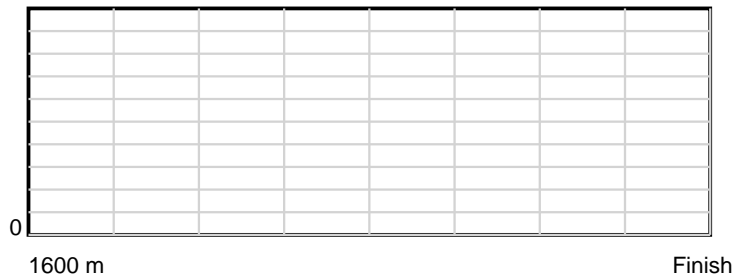
10 m Stride length



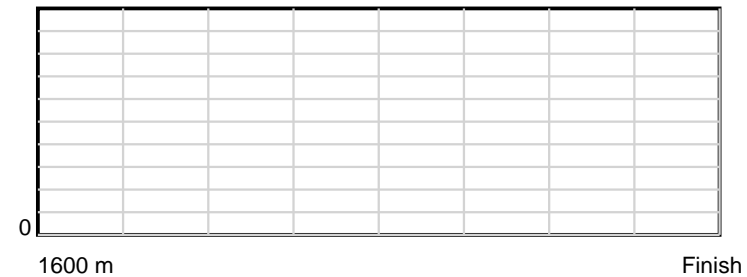
0.6 s Stride duration



20 m/sec Speed



100 % Stride efficiency



Note: Horizontal distance axis grid lines are 200m furlongs.

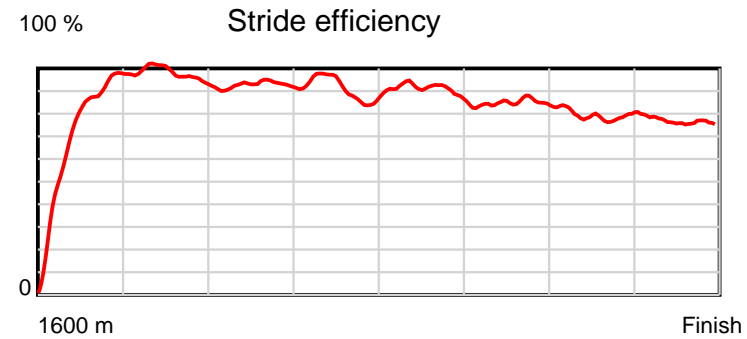
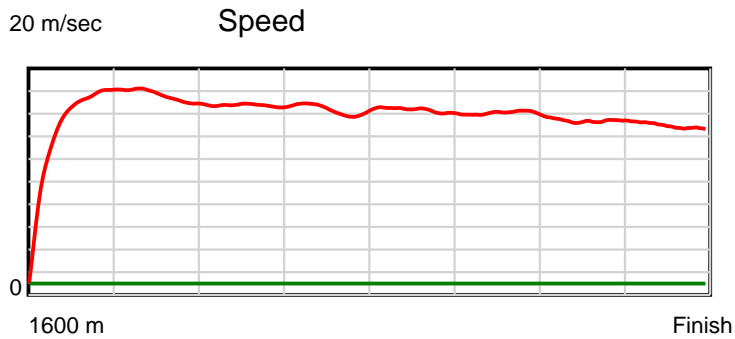
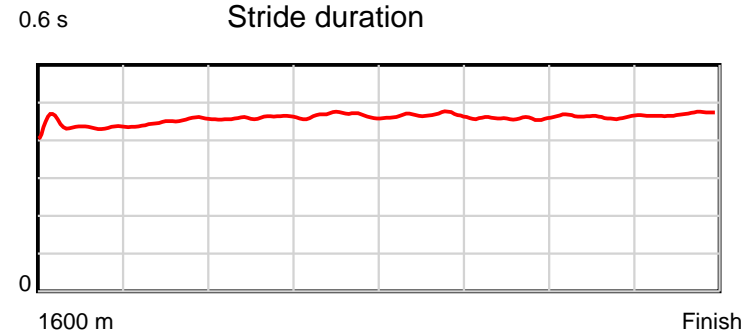
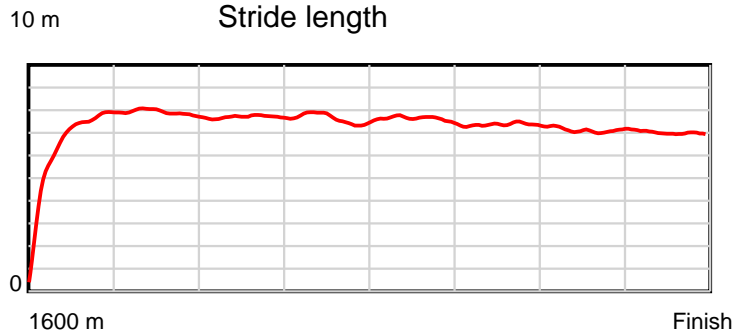
Disclaimer.

Tasracing Pty Ltd and Thoroughbred Ratings Pty Ltd accepts no responsibility for the completeness or accuracy of any of the information contained herein, and makes no representations about its suitability for any particular purpose. Users should make their own judgements about those matters and/or seek independent advice. You assume all risks associated with use of the data provided on this page.

Race Results

September 07, 2014, Race 3, MDN/CL1-SW, Distance 1600m, Elwick Course Proper - Offset 1m

Result	TAB no.	Horse (Barrier)	1600 to	1400m to	1200m to	1000m to	800m to	600m to	400m to	200m to	Total or	Margin
9th	9	Geegee's Lover... (3)	1400m	1200m	1000m	800m	600m	400m	200m	WP	Average	
		Position in running (margin)	-	6(4.0)	9(5.0)	10(5.9)	11(6.8)	11(6.0)	8(6.0)	7(7.9)		10.00
		Sectional time (s)	14.88	12.17	12.09	12.27	12.37	11.77	12.66	13.40		
		Cumulative time (s)	101.62	86.74	74.57	62.48	50.20	37.83	26.07	13.40	1:41.62	
		Speed (m/s)	13.45	16.43	16.54	16.30	16.17	16.99	15.80	14.93	15.75	
		Stride length (m)	6.08	7.41	7.60	7.61	7.54	7.79	7.31	7.00	7.25	
		Stride duration (s)	0.437	0.451	0.460	0.467	0.466	0.458	0.463	0.469	0.461	
		Stride efficiency (%)	57.76	85.74	90.28	90.60	88.78	94.91	83.41	76.66	82.20	
		Stride count	32.90	27.00	26.31	26.27	26.53	25.66	27.37	28.56	220.60	



Note: Horizontal distance axis grid lines are 200m furlongs.

Disclaimer.

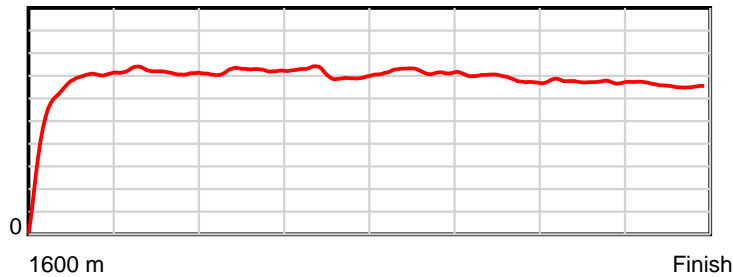
Tasracing Pty Ltd and Thoroughbred Ratings Pty Ltd accepts no responsibility for the completeness or accuracy of any of the information contained herein, and makes no representations about its suitability for any particular purpose. Users should make their own judgements about those matters and/or seek independent advice. You assume all risks associated with use of the data provided on this page.

Race Results

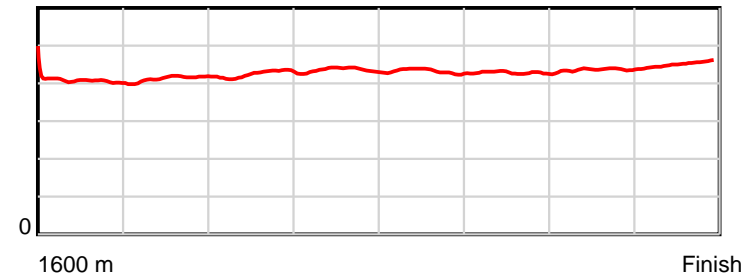
September 07, 2014, Race 3, MDN/CL1-SW, Distance 1600m, Elwick Course Proper - Offset 1m

Result	TAB no.	Horse (Barrier)	1600 to	1400m to	1200m to	1000m to	800m to	600m to	400m to	200m to	Total or	Margin
10th	8	Gee Gees Prair... (12)	1400m	1200m	1000m	800m	600m	400m	200m	WP	Average	
		Position in running (margin)	-	8(5.2)	8(4.8)	8(4.3)	8(5.8)	8(4.1)	9(6.7)	9(9.2)		14.30
		Sectional time (s)	15.21	11.94	11.85	12.39	12.20	12.19	12.78	13.88		
		Cumulative time (s)	102.46	87.25	75.31	63.45	51.06	38.86	26.66	13.88	1:42.45	
		Speed (m/s)	13.15	16.75	16.88	16.14	16.39	16.41	15.65	14.41	15.62	
		Stride length (m)	5.68	6.91	7.15	7.03	7.07	7.02	6.83	6.51	6.74	
		Stride duration (s)	0.419	0.413	0.424	0.436	0.431	0.428	0.436	0.452	0.432	
		Stride efficiency (%)	50.33	74.66	79.94	77.26	78.03	77.00	72.90	66.13	70.99	
		Stride count	35.24	28.93	27.96	28.44	28.30	28.49	29.28	30.74	237.38	

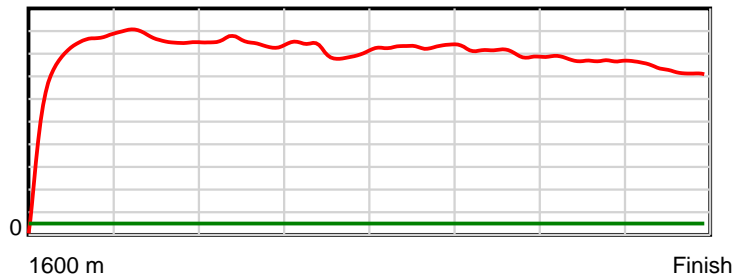
10 m Stride length



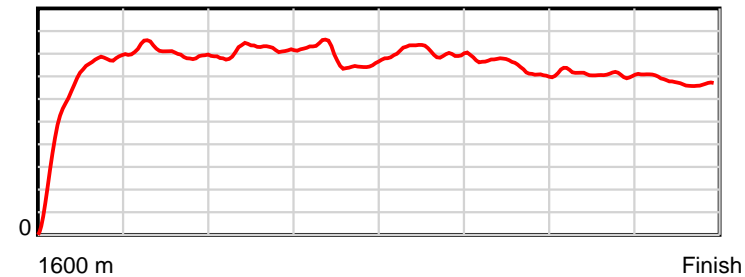
0.6 s Stride duration



20 m/sec Speed



100 % Stride efficiency



Note: Horizontal distance axis grid lines are 200m furlongs.

Disclaimer.

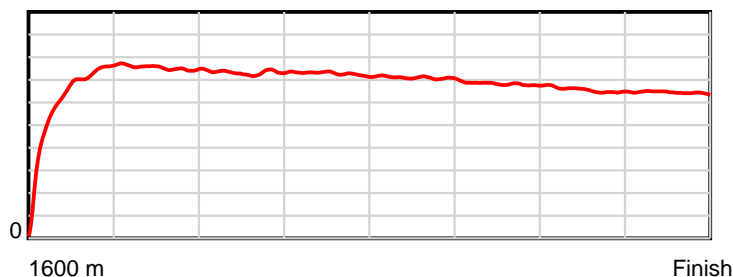
Tasracing Pty Ltd and Thoroughbred Ratings Pty Ltd accepts no responsibility for the completeness or accuracy of any of the information contained herein, and makes no representations about its suitability for any particular purpose. Users should make their own judgements about those matters and/or seek independent advice. You assume all risks associated with use of the data provided on this page.

Race Results

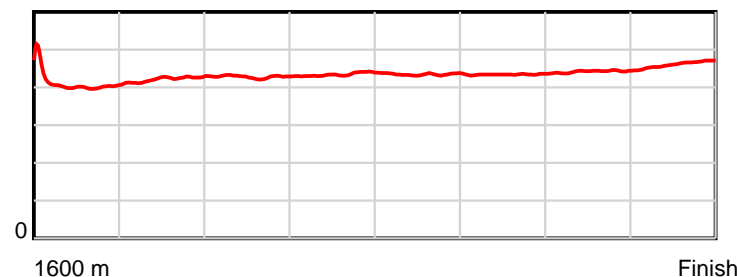
September 07, 2014, Race 3, MDN/CL1-SW, Distance 1600m, Elwick Course Proper - Offset 1m

Result	TAB no.	Horse (Barrier)	1600 to	1400m to	1200m to	1000m to	800m to	600m to	400m to	200m to	Total or	Margin
11th	1	Dartel (1)	1400m	1200m	1000m	800m	600m	400m	200m	WP	Average	
		Position in running (margin)	-	2(0.3)	2(0.7)	5(0.8)	4(1.2)	5(1.7)	4(3.5)	8(8.0)		18.80
		Sectional time (s)	14.83	12.07	11.95	12.20	12.59	12.06	13.11	14.54		
		Cumulative time (s)	103.35	88.52	76.45	64.50	52.30	39.71	27.65	14.54	1:43.34	
		Speed (m/s)	13.48	16.57	16.74	16.39	15.89	16.58	15.26	13.76	15.48	
		Stride length (m)	5.91	7.00	7.17	7.14	6.88	7.21	6.75	6.36	6.77	
		Stride duration (s)	0.419	0.422	0.428	0.435	0.433	0.435	0.442	0.463	0.437	
		Stride efficiency (%)	54.55	76.47	80.27	79.59	74.03	81.18	71.14	63.29	71.67	
		Stride count	33.85	28.59	27.91	28.02	29.06	27.75	29.64	31.43	236.25	

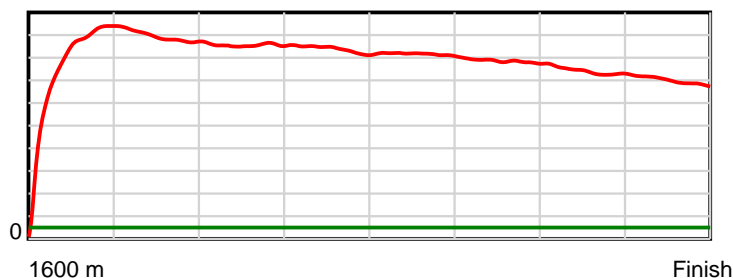
10 m Stride length



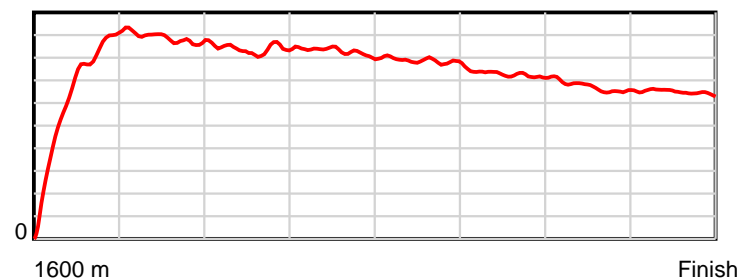
0.6 s Stride duration



20 m/sec Speed



100 % Stride efficiency



Note: Horizontal distance axis grid lines are 200m furlongs.

Disclaimer.

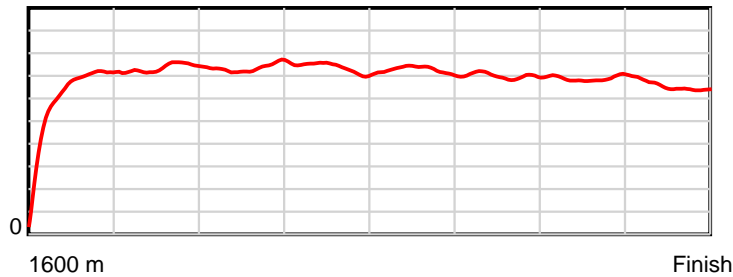
Tasracing Pty Ltd and Thoroughbred Ratings Pty Ltd accepts no responsibility for the completeness or accuracy of any of the information contained herein, and makes no representations about its suitability for any particular purpose. Users should make their own judgements about those matters and/or seek independent advice. You assume all risks associated with use of the data provided on this page.

Race Results

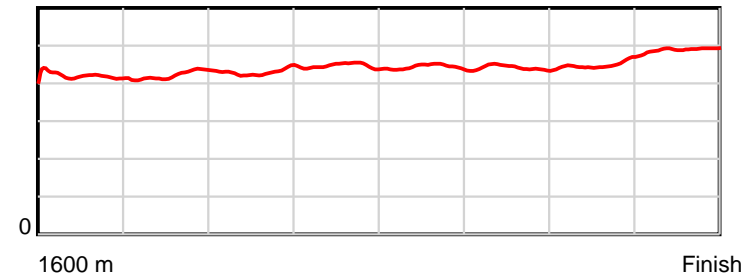
September 07, 2014, Race 3, MDN/CL1-SW, Distance 1600m, Elwick Course Proper - Offset 1m

Result	TAB no.	Horse (Barrier)	1600 to	1400m to	1200m to	1000m to	800m to	600m to	400m to	200m to	Total or	Margin
12th	13	Geegees Big Bu... (8)	1400m	1200m	1000m	800m	600m	400m	200m	WP	Average	
		Position in running (margin)	-	11(7.6)	11(6.7)	9(5.3)	10(5.9)	10(4.9)	11(10.2)	11(14.8)		28.10
		Sectional time (s)	16.20	11.86	11.70	12.24	12.32	12.65	13.12	15.17		
		Cumulative time (s)	105.26	89.06	77.21	65.51	53.27	40.95	28.30	15.17	1:45.26	
		Speed (m/s)	12.35	16.86	17.09	16.34	16.23	15.81	15.24	13.18	15.20	
		Stride length (m)	5.61	7.13	7.36	7.30	7.18	6.98	6.88	6.47	6.82	
		Stride duration (s)	0.420	0.423	0.430	0.447	0.442	0.442	0.451	0.491	0.448	
		Stride efficiency (%)	49.17	79.46	84.56	83.25	80.55	76.19	73.97	65.44	72.58	
		Stride count	35.65	28.05	27.19	27.40	27.86	28.64	29.07	30.91	234.77	

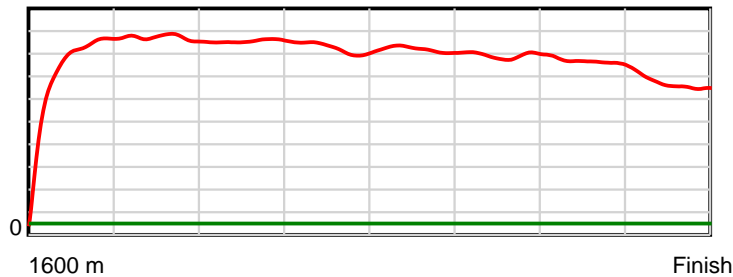
10 m Stride length



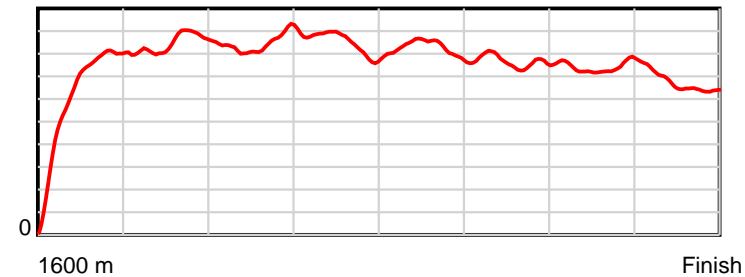
0.6 s Stride duration



20 m/sec Speed



100 % Stride efficiency



Note: Horizontal distance axis grid lines are 200m furlongs.

Disclaimer.

Tasracing Pty Ltd and Thoroughbred Ratings Pty Ltd accepts no responsibility for the completeness or accuracy of any of the information contained herein, and makes no representations about its suitability for any particular purpose. Users should make their own judgements about those matters and/or seek independent advice. You assume all risks associated with use of the data provided on this page.