



Race Results

Tasmanian Racing Club, Hobart, September 07, 2014

Compilation date: September 8, 2014, 12:23:07 PM (EST)

Copyright © 2014 Tasracing Pty Ltd. All rights reserved.

Trademarks.

StrideMASTER is a registered trademark of Thoroughbred Ratings Pty Ltd.

Disclaimer.

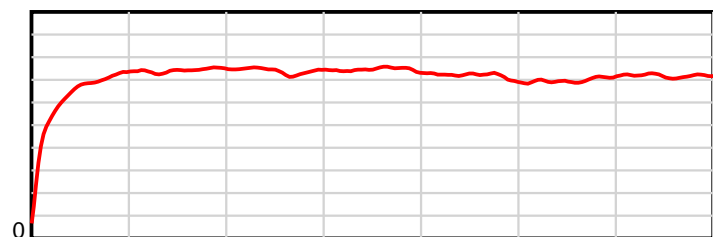
Tasracing Pty Ltd and Thoroughbred Ratings Pty Ltd accepts no responsibility for the completeness or accuracy of any of the information contained herein, and makes no representations about its suitability for any particular purpose. Users should make their own judgements about those matters and/or seek independent advice. You assume all risks associated with use of the data provided on this page.

Race Results

September 07, 2014, Race 8, BM72, Distance 1400m, Elwick Course Proper - Offset 1m

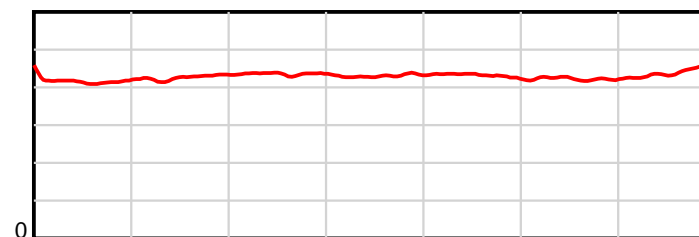
Result	TAB no.	Horse (Barrier)	1400 to	1200m to	1000m to	800m to	600m to	400m to	200m to	Total or	Margin
1st	6	O'reillys Geeg... (11)	1200m	1000m	800m	600m	400m	200m	WP	Average	
		Position in running (margin)	-	11(3.7)	11(5.8)	9(7.2)	7(4.8)	10(4.4)	5(1.4)		0.00
		Sectional time (s)	14.94	11.28	11.67	11.57	12.70	12.28	12.20		
		Cumulative time (s)	86.64	71.70	60.42	48.75	37.18	24.47	12.20	1:26.64	
		Speed (m/s)	13.39	17.73	17.14	17.29	15.75	16.29	16.39	16.16	
		Stride length (m)	5.61	7.57	7.47	7.42	6.78	6.90	7.26	6.94	
		Stride duration (s)	0.419	0.427	0.436	0.430	0.431	0.423	0.443	0.429	
		Stride efficiency (%)	49.17	89.46	87.12	86.15	71.82	74.31	82.35	75.17	
		Stride count	35.65	26.43	26.79	26.94	29.50	29.00	27.55	201.86	

10 m Stride length



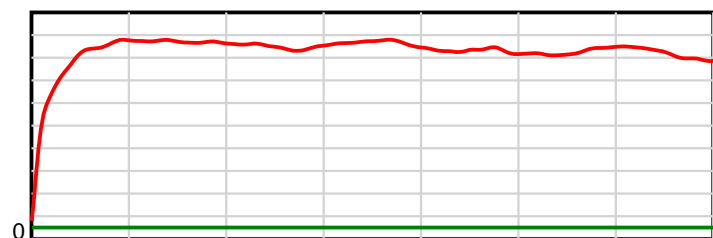
1400 m Finish

0.6 s Stride duration



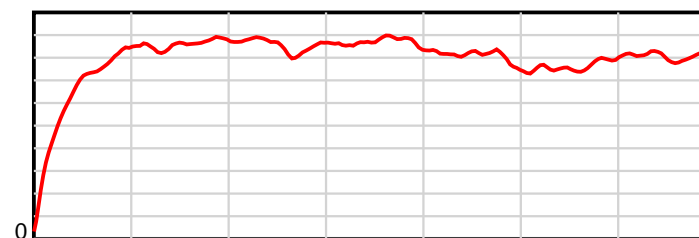
1400 m Finish

20 m/sec Speed



1400 m Finish

100 % Stride efficiency



1400 m Finish

Note: Horizontal distance axis grid lines are 200m furlongs.

Disclaimer.

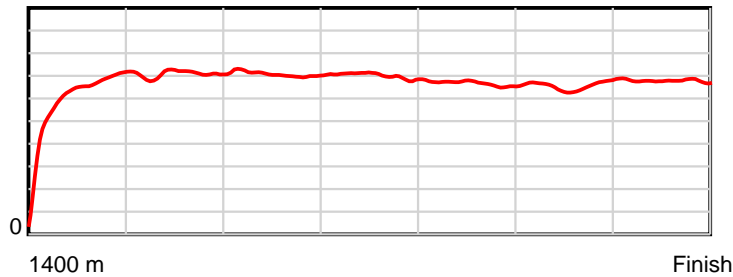
Tasracing Pty Ltd and Thoroughbred Ratings Pty Ltd accepts no responsibility for the completeness or accuracy of any of the information contained herein, and makes no representations about its suitability for any particular purpose. Users should make their own judgements about those matters and/or seek independent advice. You assume all risks associated with use of the data provided on this page.

Race Results

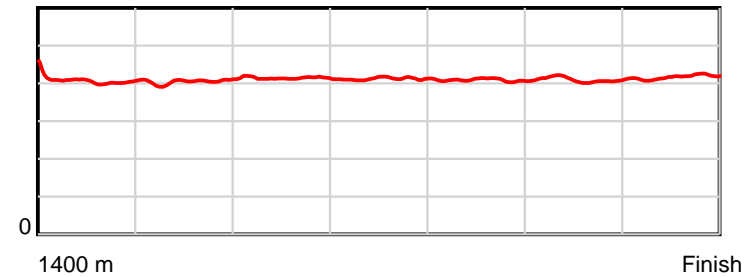
September 07, 2014, Race 8, BM72, Distance 1400m, Elwick Course Proper - Offset 1m

Result	TAB no.	Horse (Barrier)	1400 to	1200m to	1000m to	800m to	600m to	400m to	200m to	Total or	Margin
2nd	15	Downwind (6)	1200m	1000m	800m	600m	400m	200m	WP	Average	
		Position in running (margin)	-	7(1.5)	7(3.6)	6(5.3)	6(4.6)	9(3.7)	6(2.1)		2.30
		Sectional time (s)	14.78	11.27	11.73	11.84	12.63	12.52	12.30		
		Cumulative time (s)	87.07	72.29	61.02	49.28	37.45	24.82	12.30	1:27.06	
		Speed (m/s)	13.53	17.75	17.05	16.89	15.84	15.97	16.26	16.08	
		Stride length (m)	5.56	7.16	7.07	6.96	6.47	6.55	6.78	6.61	
		Stride duration (s)	0.411	0.403	0.415	0.412	0.408	0.410	0.417	0.411	
		Stride efficiency (%)	48.24	80.04	78.05	75.69	65.35	67.08	71.92	68.19	
		Stride count	36.00	27.95	28.30	28.74	30.93	30.53	29.48	211.93	

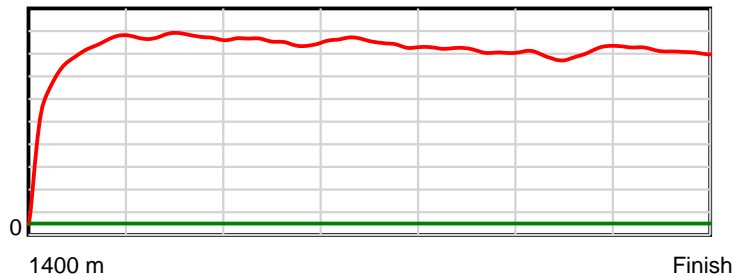
10 m Stride length



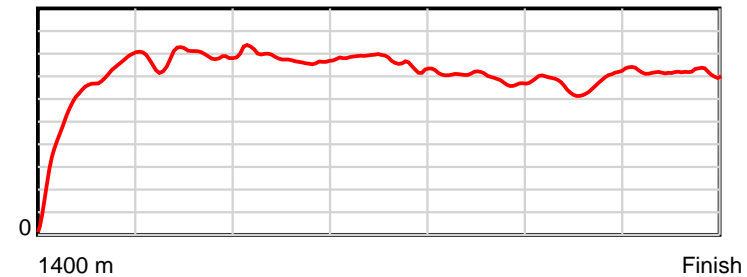
0.6 s Stride duration



20 m/sec Speed



100 % Stride efficiency



Note: Horizontal distance axis grid lines are 200m furlongs.

Disclaimer.

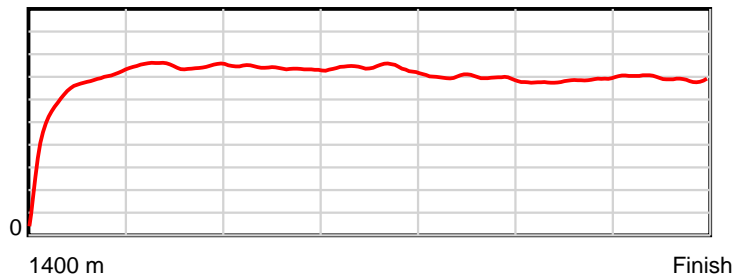
Tasracing Pty Ltd and Thoroughbred Ratings Pty Ltd accepts no responsibility for the completeness or accuracy of any of the information contained herein, and makes no representations about its suitability for any particular purpose. Users should make their own judgements about those matters and/or seek independent advice. You assume all risks associated with use of the data provided on this page.

Race Results

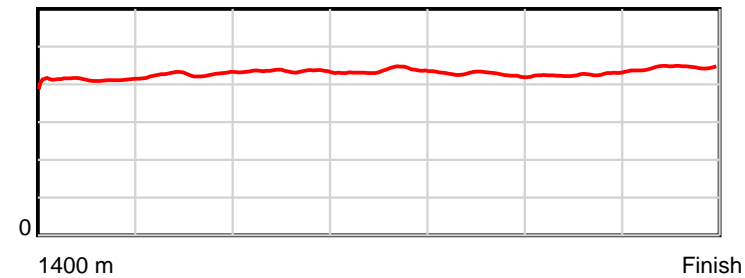
September 07, 2014, Race 8, BM72, Distance 1400m, Elwick Course Proper - Offset 1m

Result	TAB no.	Horse (Barrier)	1400 to	1200m to	1000m to	800m to	600m to	400m to	200m to	Total or	Margin
3rd	1	Lightly Spiced (12)	1200m	1000m	800m	600m	400m	200m	WP	Average	
		Position in running (margin)	-	10(3.2)	9(5.0)	8(6.2)	8(5.0)	6(3.3)	3(0.9)		2.80
		Sectional time (s)	15.02	11.22	11.65	11.76	12.49	12.39	12.64		
		Cumulative time (s)	87.16	72.14	60.92	49.27	37.51	25.03	12.64	1:27.15	
		Speed (m/s)	13.31	17.83	17.17	17.01	16.01	16.14	15.82	16.06	
		Stride length (m)	5.50	7.62	7.47	7.42	6.84	6.89	7.05	6.90	
		Stride duration (s)	0.410	0.428	0.435	0.436	0.427	0.426	0.446	0.429	
		Stride efficiency (%)	47.32	90.83	87.14	86.01	73.01	74.08	77.76	74.34	
		Stride count	36.35	26.23	26.78	26.96	29.26	29.05	28.35	202.98	

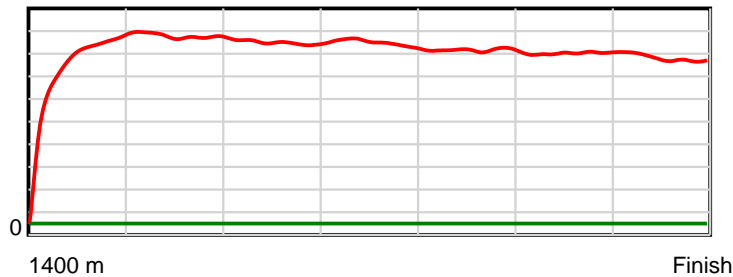
10 m Stride length



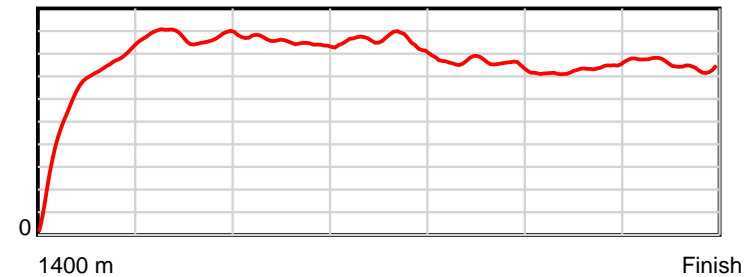
0.6 s Stride duration



20 m/sec Speed



100 % Stride efficiency



Note: Horizontal distance axis grid lines are 200m furlongs.

Disclaimer.

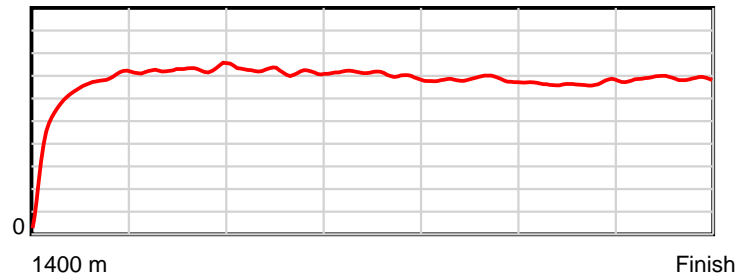
Tasracing Pty Ltd and Thoroughbred Ratings Pty Ltd accepts no responsibility for the completeness or accuracy of any of the information contained herein, and makes no representations about its suitability for any particular purpose. Users should make their own judgements about those matters and/or seek independent advice. You assume all risks associated with use of the data provided on this page.

Race Results

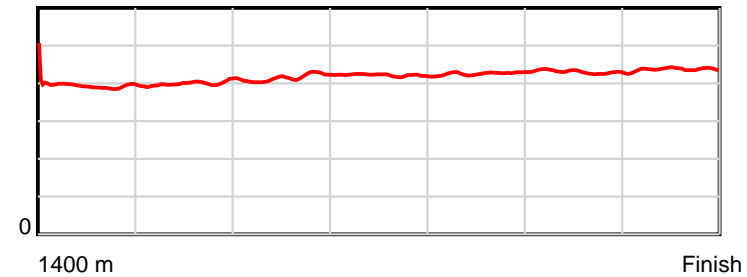
September 07, 2014, Race 8, BM72, Distance 1400m, Elwick Course Proper - Offset 1m

Result	TAB no.	Horse (Barrier)	1400 to	1200m to	1000m to	800m to	600m to	400m to	200m to	Total or	Margin
4th	5	Fashion Label (7)	1200m	1000m	800m	600m	400m	200m	WP	Average	
		Position in running (margin)	-	2(0.1)	1(0.0)	1(0.0)	1(0.0)	1(0.0)	2(0.1)		3.30
		Sectional time (s)	14.72	10.92	11.45	11.96	12.77	12.80	12.64		
		Cumulative time (s)	87.26	72.54	61.62	50.18	38.21	25.44	12.64	1:27.26	
		Speed (m/s)	13.59	18.32	17.47	16.72	15.66	15.62	15.82	16.04	
		Stride length (m)	5.47	7.33	7.25	7.04	6.67	6.72	6.92	6.72	
		Stride duration (s)	0.392	0.400	0.415	0.421	0.426	0.430	0.438	0.419	
		Stride efficiency (%)	46.80	83.97	82.24	77.51	69.57	70.55	74.93	70.51	
		Stride count	36.55	27.28	27.57	28.40	29.97	29.77	28.88	208.42	

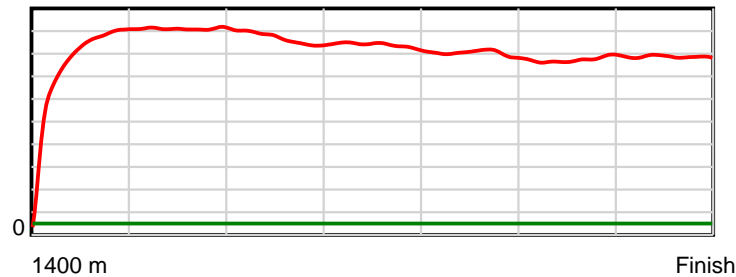
10 m Stride length



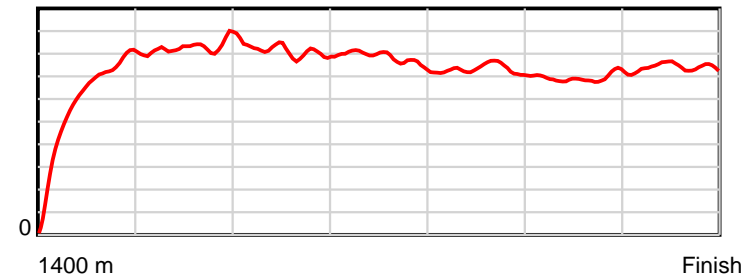
0.6 s Stride duration



20 m/sec Speed



100 % Stride efficiency



Note: Horizontal distance axis grid lines are 200m furlongs.

Disclaimer.

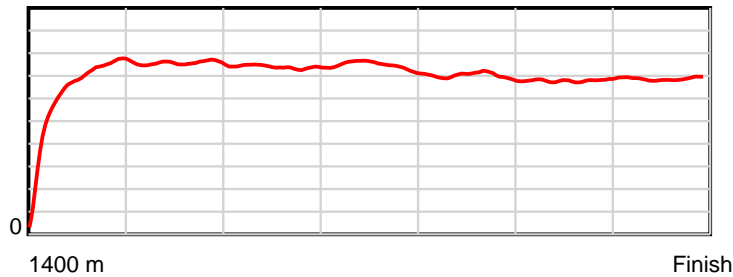
Tasracing Pty Ltd and Thoroughbred Ratings Pty Ltd accepts no responsibility for the completeness or accuracy of any of the information contained herein, and makes no representations about its suitability for any particular purpose. Users should make their own judgements about those matters and/or seek independent advice. You assume all risks associated with use of the data provided on this page.

Race Results

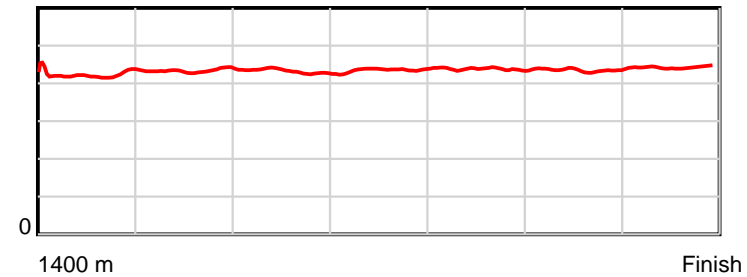
September 07, 2014, Race 8, BM72, Distance 1400m, Elwick Course Proper - Offset 1m

Result	TAB no.	Horse (Barrier)	1400 to	1200m to	1000m to	800m to	600m to	400m to	200m to	Total or	Margin
5th	9	Deux Foix (10)	1200m	1000m	800m	600m	400m	200m	WP	Average	
		Position in running (margin)	-	6(1.4)	6(3.2)	4(3.4)	2(1.3)	3(0.9)	1(0.0)		3.30
		Sectional time (s)	14.78	11.22	11.48	11.61	12.70	12.64	12.83		
		Cumulative time (s)	87.26	72.48	61.26	49.78	38.17	25.47	12.83	1:27.26	
		Speed (m/s)	13.53	17.83	17.42	17.23	15.75	15.82	15.59	16.04	
		Stride length (m)	5.79	7.72	7.53	7.49	6.89	6.89	6.92	6.98	
		Stride duration (s)	0.421	0.433	0.432	0.435	0.438	0.435	0.444	0.435	
		Stride efficiency (%)	52.38	93.15	88.63	87.64	74.16	74.14	74.76	76.03	
		Stride count	34.55	25.90	26.56	26.71	29.03	29.04	28.92	200.71	

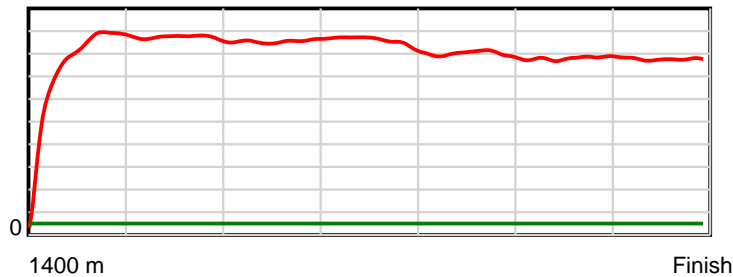
10 m Stride length



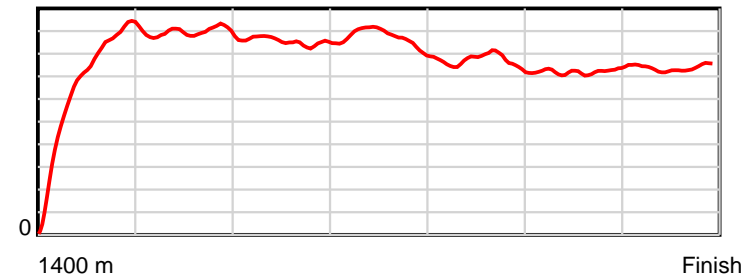
0.6 s Stride duration



20 m/sec Speed



100 % Stride efficiency



Note: Horizontal distance axis grid lines are 200m furlongs.

Disclaimer.

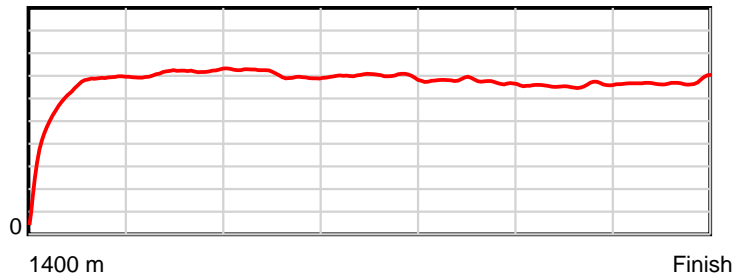
Tasracing Pty Ltd and Thoroughbred Ratings Pty Ltd accepts no responsibility for the completeness or accuracy of any of the information contained herein, and makes no representations about its suitability for any particular purpose. Users should make their own judgements about those matters and/or seek independent advice. You assume all risks associated with use of the data provided on this page.

Race Results

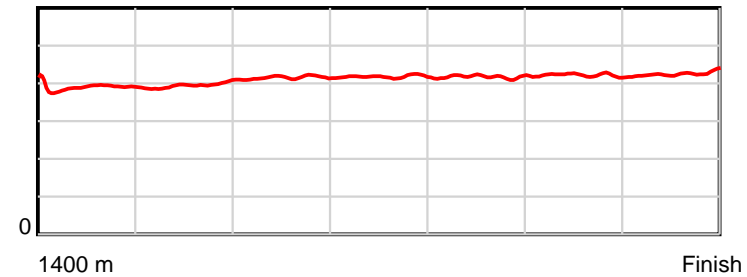
September 07, 2014, Race 8, BM72, Distance 1400m, Elwick Course Proper - Offset 1m

Result	TAB no.	Horse (Barrier)	1400 to	1200m to	1000m to	800m to	600m to	400m to	200m to	Total or	Margin
6th	3	Clan McLeod (4)	1200m	1000m	800m	600m	400m	200m	WP	Average	
		Position in running (margin)	-	1(0.0)	2(0.2)	2(2.0)	3(1.5)	2(0.4)	4(1.0)		4.00
		Sectional time (s)	14.70	10.96	11.75	11.89	12.58	12.89	12.63		
		Cumulative time (s)	87.39	72.69	61.73	49.98	38.10	25.52	12.63	1:27.39	
		Speed (m/s)	13.61	18.25	17.02	16.82	15.90	15.52	15.84	16.02	
		Stride length (m)	5.28	7.21	7.06	7.01	6.64	6.54	6.75	6.58	
		Stride duration (s)	0.385	0.395	0.415	0.417	0.417	0.421	0.426	0.411	
		Stride efficiency (%)	43.53	81.34	77.98	76.87	68.80	66.74	71.19	67.63	
		Stride count	37.89	27.72	28.31	28.52	30.14	30.60	29.63	212.81	

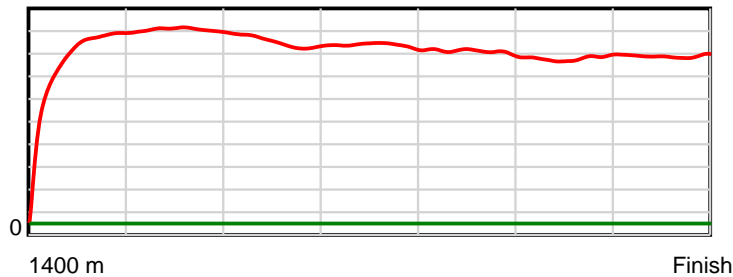
10 m Stride length



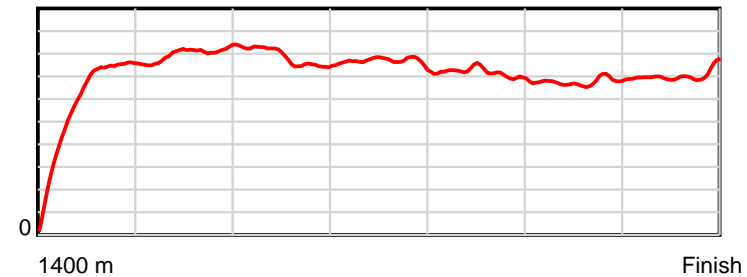
0.6 s Stride duration



20 m/sec Speed



100 % Stride efficiency



Note: Horizontal distance axis grid lines are 200m furlongs.

Disclaimer.

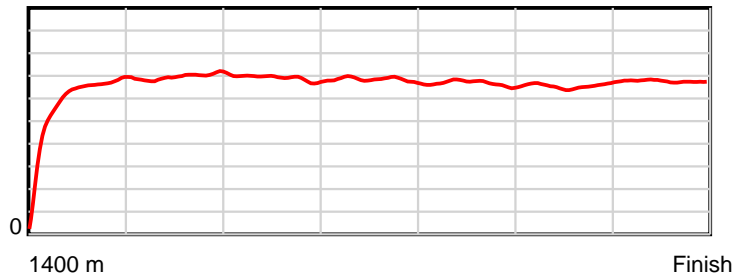
Tasracing Pty Ltd and Thoroughbred Ratings Pty Ltd accepts no responsibility for the completeness or accuracy of any of the information contained herein, and makes no representations about its suitability for any particular purpose. Users should make their own judgements about those matters and/or seek independent advice. You assume all risks associated with use of the data provided on this page.

Race Results

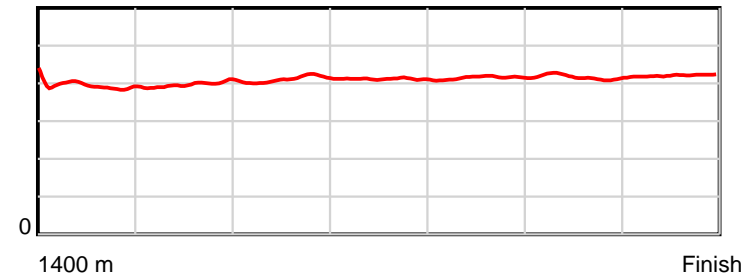
September 07, 2014, Race 8, BM72, Distance 1400m, Elwick Course Proper - Offset 1m

Result	TAB no.	Horse (Barrier)	1400 to	1200m to	1000m to	800m to	600m to	400m to	200m to	Total or	Margin
7th	8	Volcanic Sky (3)	1200m	1000m	800m	600m	400m	200m	WP	Average	
		Position in running (margin)	-	5(1.0)	5(2.7)	7(5.5)	9(5.1)	8(3.5)	7(2.3)		4.50
		Sectional time (s)	14.91	11.22	11.91	11.90	12.49	12.58	12.47		
		Cumulative time (s)	87.48	72.57	61.36	49.45	37.54	25.05	12.47	1:27.48	
		Speed (m/s)	13.41	17.83	16.79	16.81	16.01	15.90	16.04	16.00	
		Stride length (m)	5.39	7.09	6.91	6.91	6.64	6.62	6.75	6.57	
		Stride duration (s)	0.394	0.398	0.411	0.411	0.415	0.416	0.421	0.410	
		Stride efficiency (%)	45.37	78.56	74.55	74.62	68.90	68.50	71.30	67.41	
		Stride count	37.12	28.21	28.95	28.94	30.12	30.21	29.61	213.16	

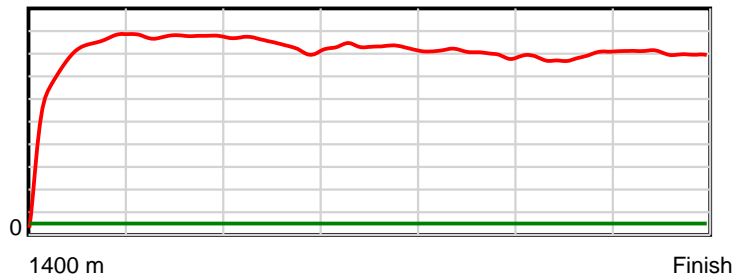
10 m Stride length



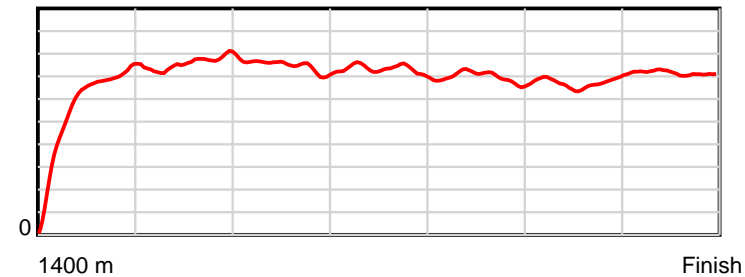
0.6 s Stride duration



20 m/sec Speed



100 % Stride efficiency



Note: Horizontal distance axis grid lines are 200m furlongs.

Disclaimer.

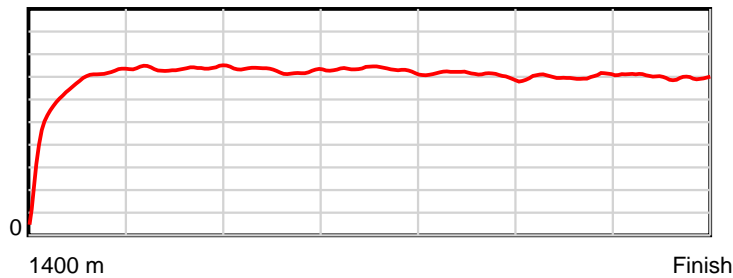
Tasracing Pty Ltd and Thoroughbred Ratings Pty Ltd accepts no responsibility for the completeness or accuracy of any of the information contained herein, and makes no representations about its suitability for any particular purpose. Users should make their own judgements about those matters and/or seek independent advice. You assume all risks associated with use of the data provided on this page.

Race Results

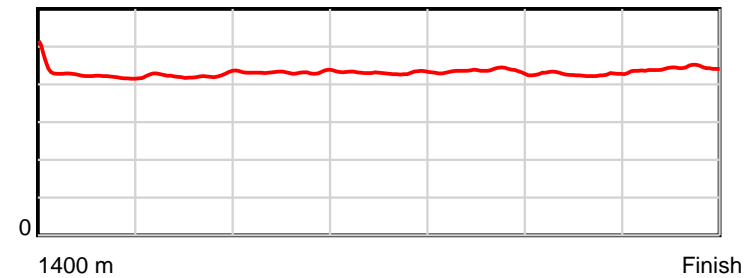
September 07, 2014, Race 8, BM72, Distance 1400m, Elwick Course Proper - Offset 1m

Result	TAB no.	Horse (Barrier)	1400 to	1200m to	1000m to	800m to	600m to	400m to	200m to	Total or	Margin
8th	4	Prince Obama (8)	1200m	1000m	800m	600m	400m	200m	WP	Average	
		Position in running (margin)	-	9(2.9)	10(5.8)	11(7.9)	11(6.6)	11(5.1)	9(2.8)		4.90
		Sectional time (s)	15.10	11.41	11.80	11.75	12.51	12.41	12.58		
		Cumulative time (s)	87.56	72.46	61.05	49.25	37.50	24.99	12.58	1:27.56	
		Speed (m/s)	13.25	17.53	16.95	17.02	15.99	16.12	15.90	15.99	
		Stride length (m)	5.82	7.45	7.32	7.34	6.95	6.89	7.02	6.93	
		Stride duration (s)	0.431	0.425	0.432	0.431	0.435	0.427	0.442	0.433	
		Stride efficiency (%)	53.00	86.67	83.74	84.10	75.43	74.13	77.06	75.00	
		Stride count	34.34	26.85	27.32	27.26	28.79	29.04	28.48	202.08	

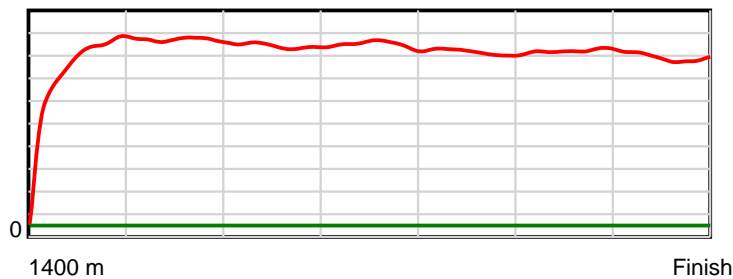
10 m Stride length



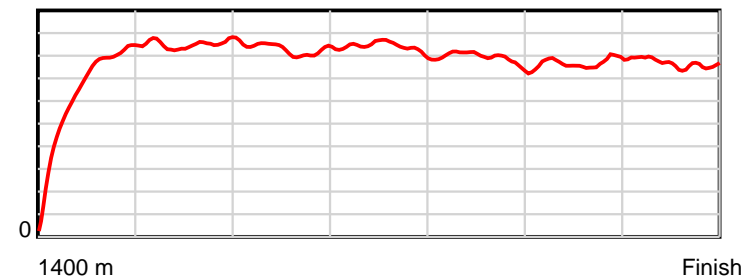
0.6 s Stride duration



20 m/sec Speed



100 % Stride efficiency



Note: Horizontal distance axis grid lines are 200m furlongs.

Disclaimer.

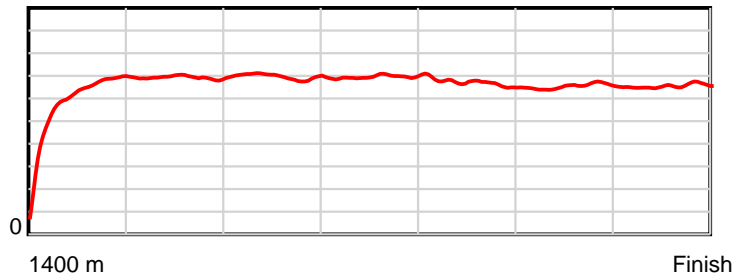
Tasracing Pty Ltd and Thoroughbred Ratings Pty Ltd accepts no responsibility for the completeness or accuracy of any of the information contained herein, and makes no representations about its suitability for any particular purpose. Users should make their own judgements about those matters and/or seek independent advice. You assume all risks associated with use of the data provided on this page.

Race Results

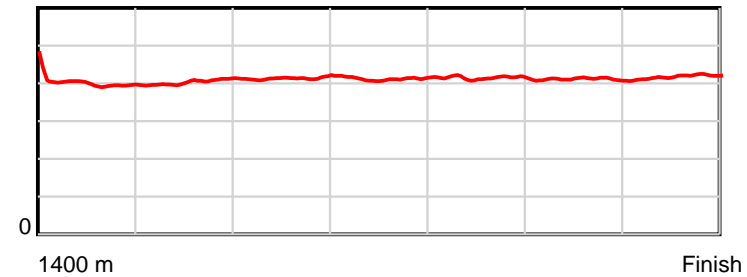
September 07, 2014, Race 8, BM72, Distance 1400m, Elwick Course Proper - Offset 1m

Result	TAB no.	Horse (Barrier)	1400 to	1200m to	1000m to	800m to	600m to	400m to	200m to	Total or	Margin
9th	14	Reach the Moon (9)	1200m	1000m	800m	600m	400m	200m	WP	Average	
		Position in running (margin)	-	8(1.9)	8(4.5)	10(7.2)	10(5.5)	7(3.5)	8(2.3)		5.40
		Sectional time (s)	14.86	11.36	11.90	11.67	12.44	12.58	12.85		
		Cumulative time (s)	87.65	72.79	61.44	49.53	37.87	25.43	12.85	1:27.65	
		Speed (m/s)	13.46	17.61	16.81	17.14	16.08	15.90	15.56	15.97	
		Stride length (m)	5.47	7.10	6.95	7.06	6.65	6.53	6.52	6.57	
		Stride duration (s)	0.404	0.403	0.414	0.412	0.414	0.411	0.419	0.411	
		Stride efficiency (%)	46.69	78.84	75.48	77.91	69.17	66.68	66.45	67.38	
		Stride count	36.59	28.16	28.78	28.32	30.06	30.62	30.67	213.20	

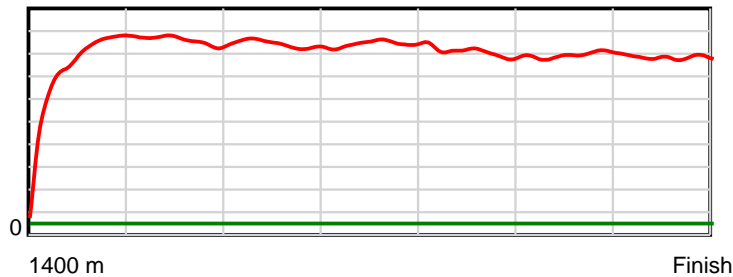
10 m Stride length



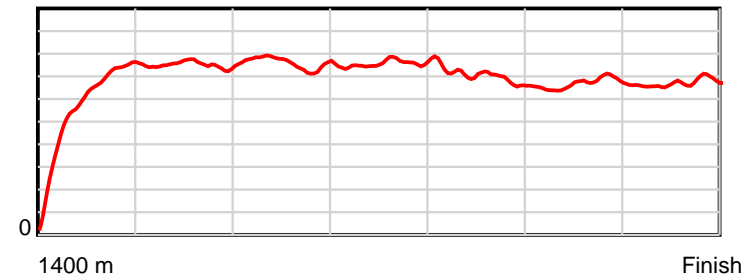
0.6 s Stride duration



20 m/sec Speed



100 % Stride efficiency



Note: Horizontal distance axis grid lines are 200m furlongs.

Disclaimer.

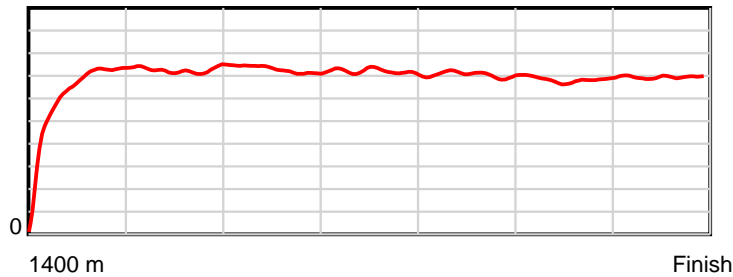
Tasracing Pty Ltd and Thoroughbred Ratings Pty Ltd accepts no responsibility for the completeness or accuracy of any of the information contained herein, and makes no representations about its suitability for any particular purpose. Users should make their own judgements about those matters and/or seek independent advice. You assume all risks associated with use of the data provided on this page.

Race Results

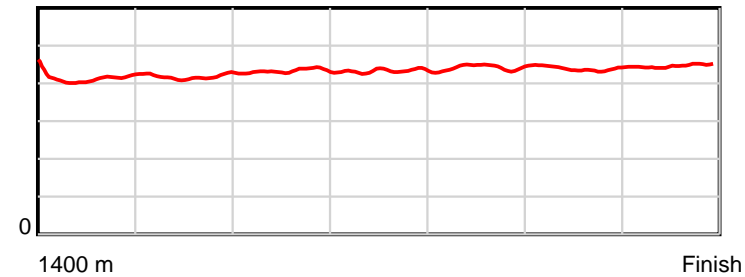
September 07, 2014, Race 8, BM72, Distance 1400m, Elwick Course Proper - Offset 1m

Result	TAB no.	Horse (Barrier)	1400 to	1200m to	1000m to	800m to	600m to	400m to	200m to	Total or	Margin
10th	13	Isometry (1)	1200m	1000m	800m	600m	400m	200m	WP	Average	
		Position in running (margin)	-	4(0.2)	3(1.5)	5(3.6)	5(3.7)	4(2.3)	11(4.0)		5.90
		Sectional time (s)	14.62	11.15	11.80	11.97	12.55	13.05	12.60		
		Cumulative time (s)	87.75	73.13	61.97	50.18	38.21	25.66	12.60	1:27.75	
		Speed (m/s)	13.68	17.94	16.95	16.71	15.94	15.33	15.87	15.95	
		Stride length (m)	5.74	7.49	7.33	7.24	7.03	6.73	7.09	6.90	
		Stride duration (s)	0.413	0.418	0.432	0.433	0.441	0.439	0.447	0.433	
		Stride efficiency (%)	51.50	87.58	83.93	81.86	77.19	70.75	78.47	74.41	
		Stride count	34.84	26.72	27.29	27.63	28.46	29.72	28.22	202.88	

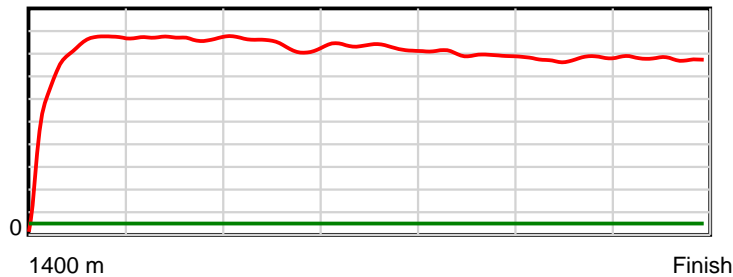
10 m Stride length



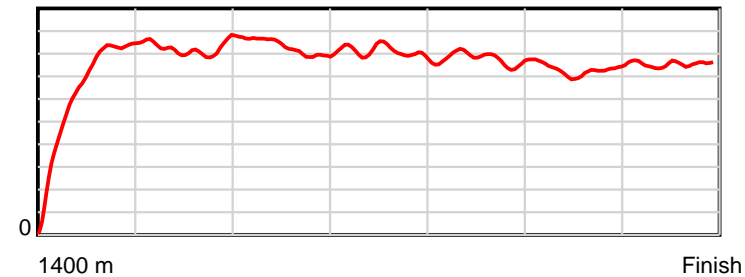
0.6 s Stride duration



20 m/sec Speed



100 % Stride efficiency



Note: Horizontal distance axis grid lines are 200m furlongs.

Disclaimer.

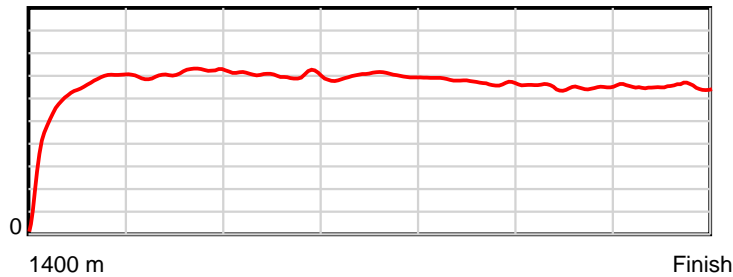
Tasracing Pty Ltd and Thoroughbred Ratings Pty Ltd accepts no responsibility for the completeness or accuracy of any of the information contained herein, and makes no representations about its suitability for any particular purpose. Users should make their own judgements about those matters and/or seek independent advice. You assume all risks associated with use of the data provided on this page.

Race Results

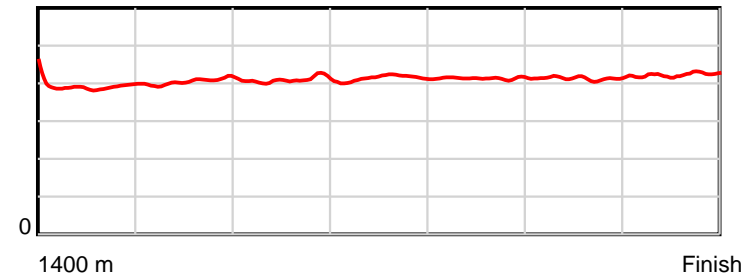
September 07, 2014, Race 8, BM72, Distance 1400m, Elwick Course Proper - Offset 1m

Result	TAB no.	Horse (Barrier)	1400 to	1200m to	1000m to	800m to	600m to	400m to	200m to	Total or	Margin
11th	7	Smartie Artie (2)	1200m	1000m	800m	600m	400m	200m	WP	Average	
		Position in running (margin)	-	3(0.2)	4(2.1)	3(3.3)	4(3.1)	5(3.2)	10(3.1)		6.20
		Sectional time (s)	14.52	11.24	11.66	11.93	12.79	12.75	12.91		
		Cumulative time (s)	87.81	73.29	62.04	50.38	38.46	25.67	12.91	1:27.81	
		Speed (m/s)	13.78	17.79	17.15	16.76	15.64	15.69	15.49	15.94	
		Stride length (m)	5.52	7.20	7.00	6.94	6.47	6.48	6.54	6.55	
		Stride duration (s)	0.396	0.405	0.408	0.414	0.414	0.413	0.422	0.411	
		Stride efficiency (%)	47.63	81.12	76.64	75.22	65.35	65.70	66.90	67.05	
		Stride count	36.23	27.76	28.56	28.83	30.93	30.84	30.57	213.72	

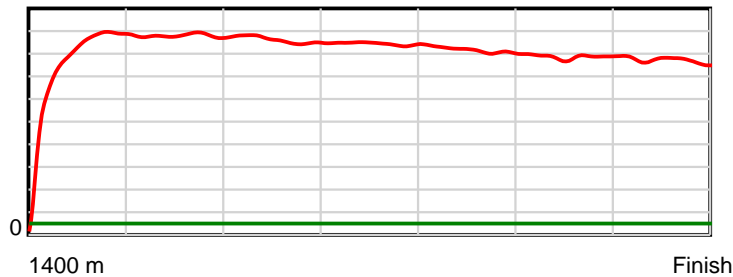
10 m Stride length



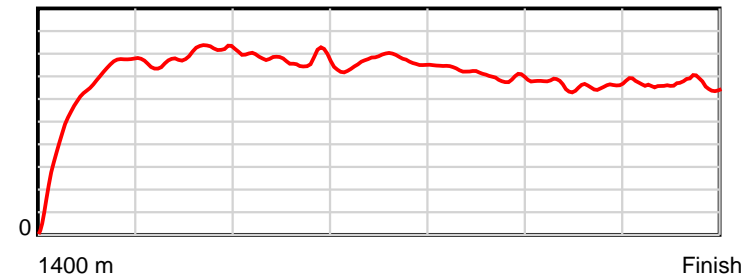
0.6 s Stride duration



20 m/sec Speed



100 % Stride efficiency



Note: Horizontal distance axis grid lines are 200m furlongs.

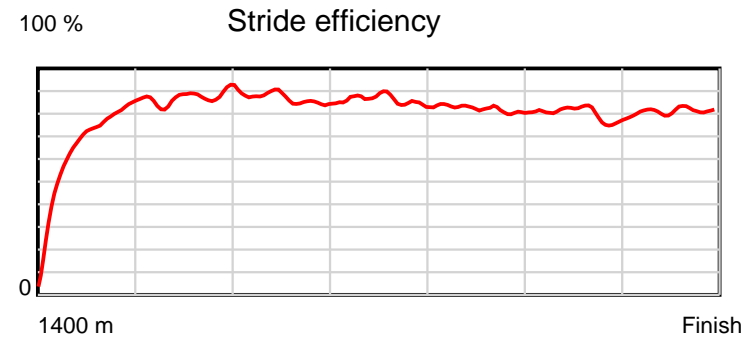
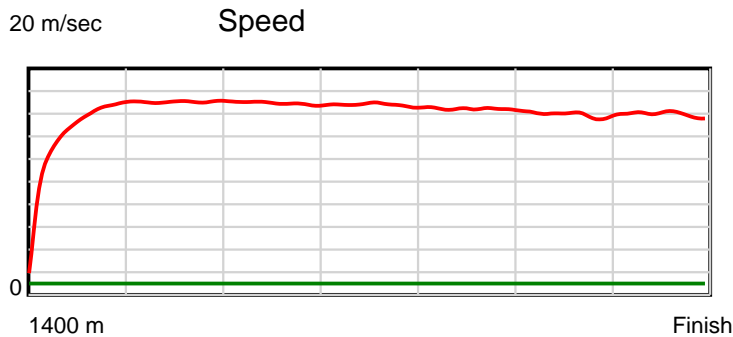
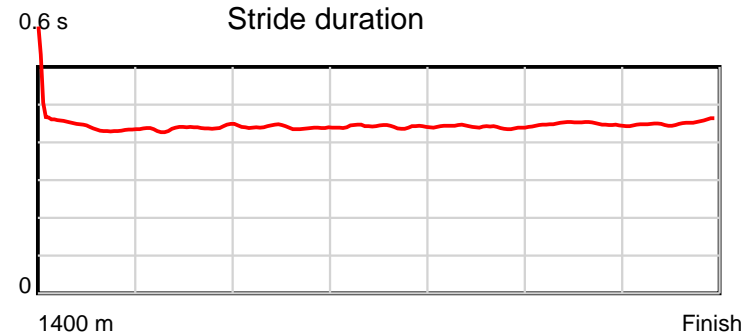
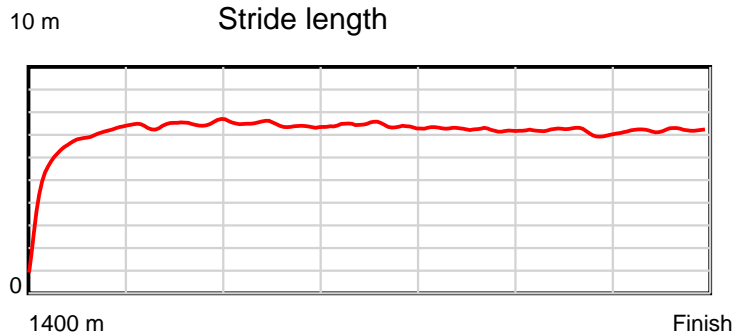
Disclaimer.

Tasracing Pty Ltd and Thoroughbred Ratings Pty Ltd accepts no responsibility for the completeness or accuracy of any of the information contained herein, and makes no representations about its suitability for any particular purpose. Users should make their own judgements about those matters and/or seek independent advice. You assume all risks associated with use of the data provided on this page.

Race Results

September 07, 2014, Race 8, BM72, Distance 1400m, Elwick Course Proper - Offset 1m

Result	TAB no.	Horse (Barrier)	1400 to	1200m to	1000m to	800m to	600m to	400m to	200m to	Total or	Margin
12th	12	My Angels (14)	1200m	1000m	800m	600m	400m	200m	WP	Average	
		Position in running (margin)	-	13(6.2)	13(9.9)	13(11.8)	13(11.5)	13(8.3)	13(7.6)		7.70
		Sectional time (s)	15.60	11.53	11.78	11.90	12.25	12.67	12.36		
		Cumulative time (s)	88.09	72.49	60.96	49.18	37.28	25.03	12.36	1:28.09	
		Speed (m/s)	12.82	17.35	16.98	16.81	16.33	15.79	16.18	15.89	
		Stride length (m)	5.77	7.60	7.47	7.40	7.20	7.08	7.33	7.07	
		Stride duration (s)	0.440	0.438	0.440	0.440	0.441	0.449	0.453	0.445	
		Stride efficiency (%)	51.99	90.23	87.17	85.63	81.08	78.41	84.01	78.07	
		Stride count	34.67	26.32	26.78	27.02	27.77	28.23	27.28	198.07	



Note: Horizontal distance axis grid lines are 200m furlongs.

Disclaimer.

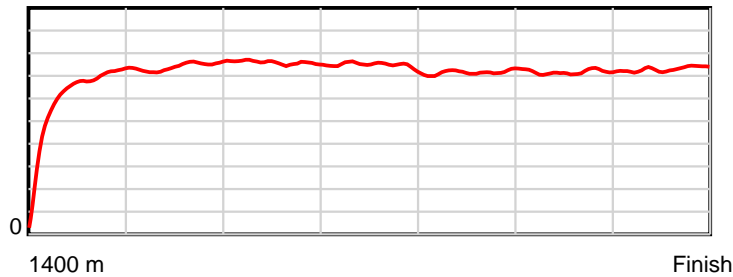
Tasracing Pty Ltd and Thoroughbred Ratings Pty Ltd accepts no responsibility for the completeness or accuracy of any of the information contained herein, and makes no representations about its suitability for any particular purpose. Users should make their own judgements about those matters and/or seek independent advice. You assume all risks associated with use of the data provided on this page.

Race Results

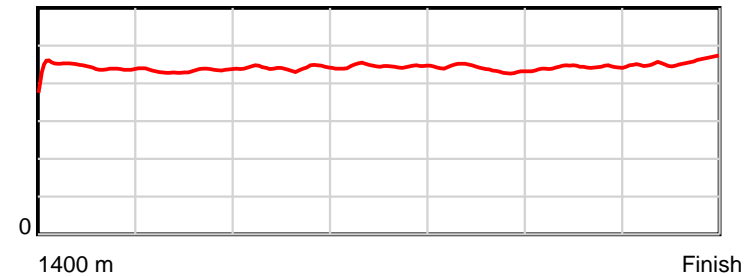
September 07, 2014, Race 8, BM72, Distance 1400m, Elwick Course Proper - Offset 1m

Result	TAB no.	Horse (Barrier)	1400 to	1200m to	1000m to	800m to	600m to	400m to	200m to	Total or	Margin
13th	11	Gee Gee Black ... (5)	1200m	1000m	800m	600m	400m	200m	WP	Average	
		Position in running (margin)	-	14(7.1)	14(10.9)	14(11.9)	14(11.8)	14(9.8)	14(8.1)		10.20
		Sectional time (s)	16.00	11.56	11.61	11.95	12.44	12.50	12.52		
		Cumulative time (s)	88.58	72.58	61.02	49.42	37.46	25.02	12.52	1:28.58	
		Speed (m/s)	12.50	17.30	17.23	16.74	16.08	16.00	15.97	15.81	
		Stride length (m)	5.72	7.50	7.59	7.45	7.03	7.09	7.31	7.04	
		Stride duration (s)	0.440	0.433	0.440	0.445	0.437	0.443	0.458	0.445	
		Stride efficiency (%)	51.17	87.80	89.94	86.67	77.14	78.56	83.50	77.43	
		Stride count	34.95	26.68	26.36	26.86	28.47	28.21	27.36	198.89	

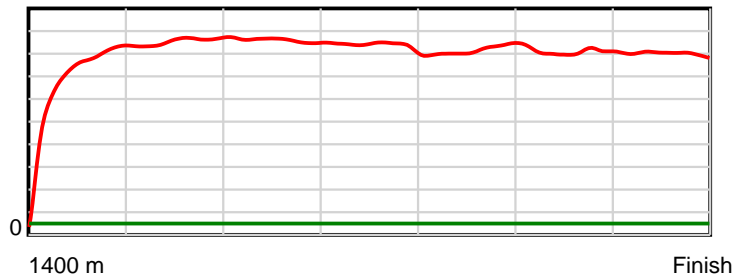
10 m Stride length



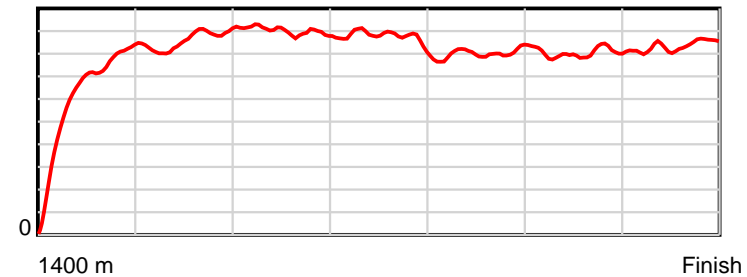
0.6 s Stride duration



20 m/sec Speed



100 % Stride efficiency



Note: Horizontal distance axis grid lines are 200m furlongs.

Disclaimer.

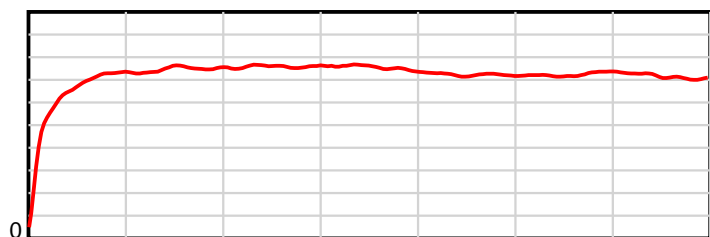
Tasracing Pty Ltd and Thoroughbred Ratings Pty Ltd accepts no responsibility for the completeness or accuracy of any of the information contained herein, and makes no representations about its suitability for any particular purpose. Users should make their own judgements about those matters and/or seek independent advice. You assume all risks associated with use of the data provided on this page.

Race Results

September 07, 2014, Race 8, BM72, Distance 1400m, Elwick Course Proper - Offset 1m

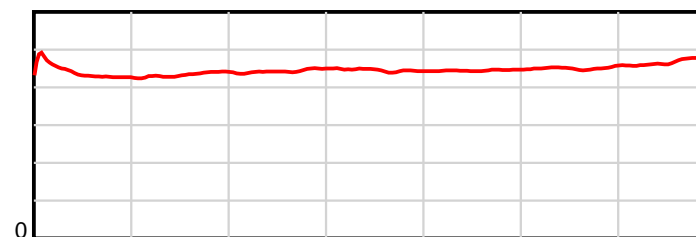
Result	TAB no.	Horse (Barrier)	1400 to	1200m to	1000m to	800m to	600m to	400m to	200m to	Total or	Margin
14th	10	Fuming (13)	1200m	1000m	800m	600m	400m	200m	WP	Average	
		Position in running (margin)	-	12(6.2)	12(9.3)	12(10.5)	12(9.5)	12(7.0)	12(5.5)		12.20
		Sectional time (s)	16.01	11.45	11.64	11.80	12.35	12.54	13.18		
		Cumulative time (s)	88.97	72.96	61.51	49.87	38.07	25.73	13.18	1:28.97	
		Speed (m/s)	12.50	17.47	17.18	16.95	16.19	15.95	15.17	15.74	
		Stride length (m)	5.71	7.59	7.62	7.55	7.21	7.20	7.12	7.08	
		Stride duration (s)	0.438	0.434	0.443	0.445	0.445	0.451	0.470	0.450	
		Stride efficiency (%)	50.99	89.91	90.73	89.04	81.12	81.00	79.33	78.33	
		Stride count	35.01	26.37	26.25	26.50	27.76	27.78	28.07	197.74	

10 m Stride length



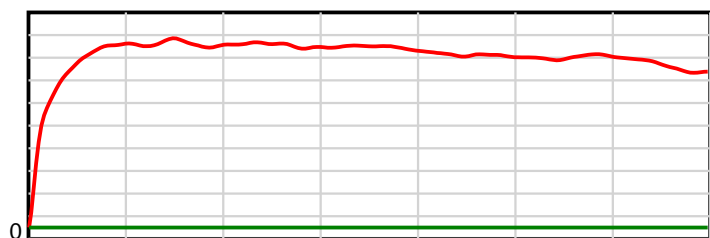
1400 m Finish

0.6 s Stride duration



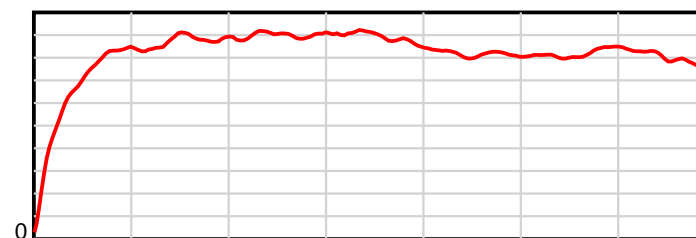
1400 m Finish

20 m/sec Speed



1400 m Finish

100 % Stride efficiency



1400 m Finish

Note: Horizontal distance axis grid lines are 200m furlongs.

Disclaimer.

Tasracing Pty Ltd and Thoroughbred Ratings Pty Ltd accepts no responsibility for the completeness or accuracy of any of the information contained herein, and makes no representations about its suitability for any particular purpose. Users should make their own judgements about those matters and/or seek independent advice. You assume all risks associated with use of the data provided on this page.