



Race Results

Devonport Racing Club, Devonport Synthetic, September 14, 2014

Compilation date: September 15, 2014, 11:51:42 AM (EST)

Copyright © 2014 Tasracing Pty Ltd. All rights reserved.

Trademarks.

StrideMASTER is a registered trademark of Thoroughbred Ratings Pty Ltd.

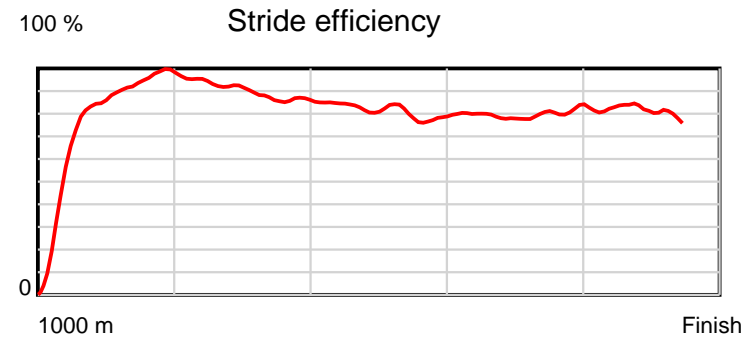
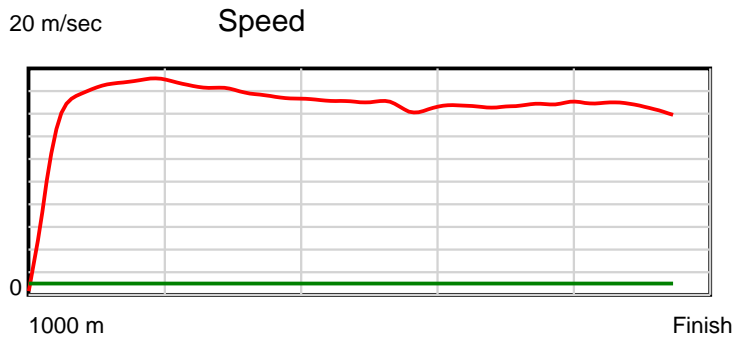
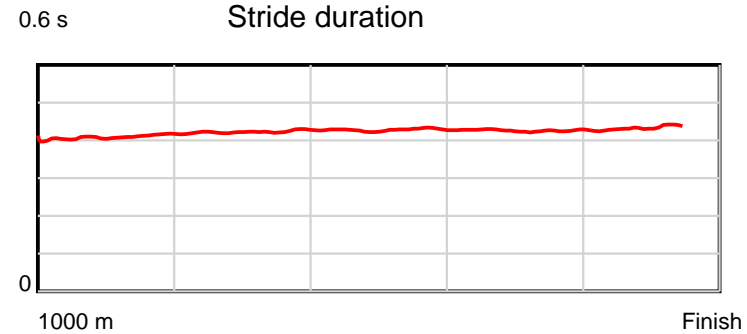
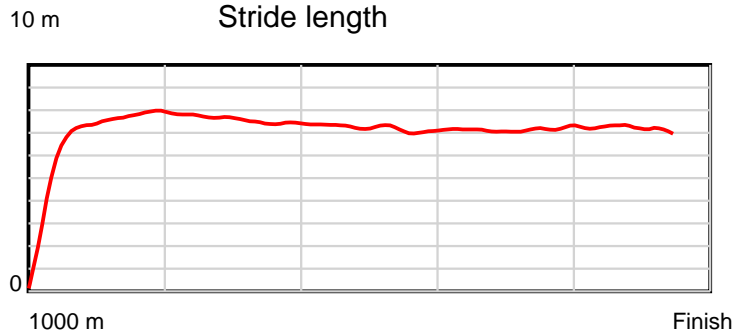
Disclaimer.

Tasracing Pty Ltd and Thoroughbred Ratings Pty Ltd accepts no responsibility for the completeness or accuracy of any of the information contained herein, and makes no representations about its suitability for any particular purpose. Users should make their own judgements about those matters and/or seek independent advice. You assume all risks associated with use of the data provided on this page.

Race Results

September 14, 2014, Race 1, BM62, Distance 1000m, Spreyton - Offset 0m

Result	TAB no.	Horse (Barrier)	1000 to	800m to	600m to	400m to	200m to	Total or	Margin
1st	1	Concrete Johnn... (2)	800m	600m	400m	200m	WP	Average	
		Position in running (margin)	-	5(4.2)	3(3.3)	2(0.7)	1(0.0)		0.00
		Sectional time (s)	14.14	10.75	11.41	11.59	12.06		
		Cumulative time (s)	59.95	45.81	35.06	23.65	12.06	0:59.95	
		Speed (m/s)	14.14	18.60	17.53	17.26	16.58	16.68	
		Stride length (m)	6.01	7.84	7.50	7.35	7.17	7.12	
		Stride duration (s)	0.415	0.421	0.428	0.426	0.432	0.427	
		Stride efficiency (%)	56.50	96.02	87.85	84.50	80.34	79.13	
		Stride count	33.26	25.51	26.67	27.20	27.89	140.53	



Note: Horizontal distance axis grid lines are 200m furlongs.

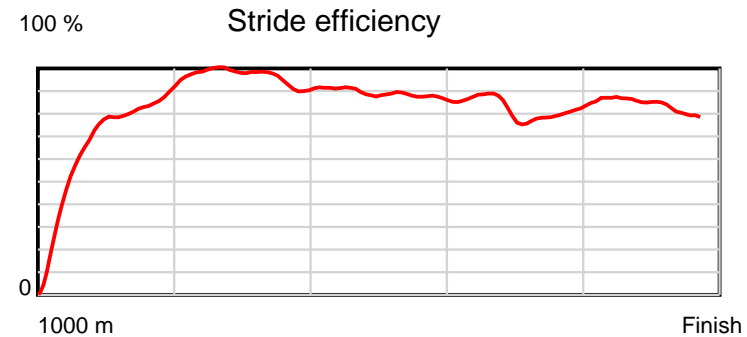
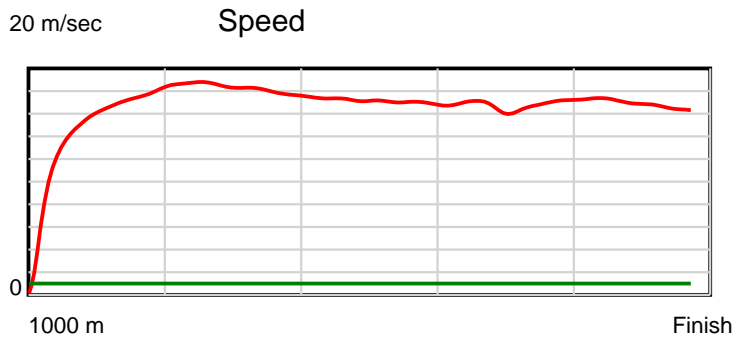
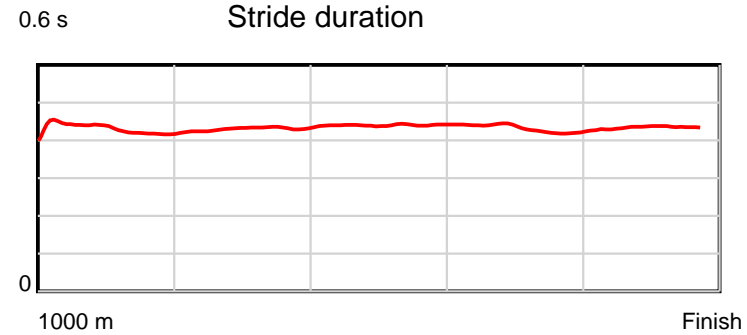
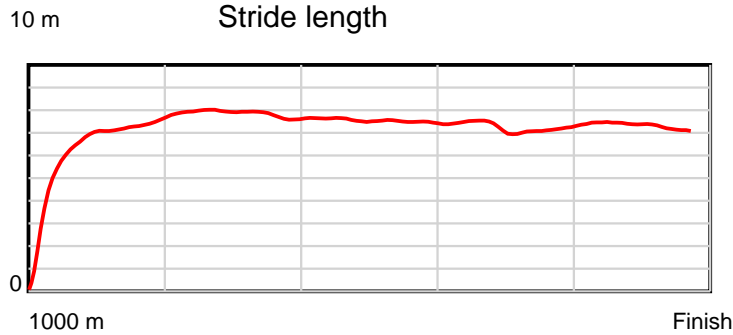
Disclaimer.

Tasracing Pty Ltd and Thoroughbred Ratings Pty Ltd accepts no responsibility for the completeness or accuracy of any of the information contained herein, and makes no representations about its suitability for any particular purpose. Users should make their own judgements about those matters and/or seek independent advice. You assume all risks associated with use of the data provided on this page.

Race Results

September 14, 2014, Race 1, BM62, Distance 1000m, Spreyton - Offset 0m

Result	TAB no.	Horse (Barrier)	1000 to	800m to	600m to	400m to	200m to	Total or	Margin
2nd	3	Esca (6)	800m	600m	400m	200m	WP	Average	
		Position in running (margin)	-	7(5.3)	7(5.2)	6(3.1)	4(2.4)		0.80
		Sectional time (s)	14.32	10.88	11.50	11.59	11.81		
		Cumulative time (s)	60.09	45.77	34.89	23.40	11.81	1:00.09	
		Speed (m/s)	13.96	18.38	17.39	17.26	16.93	16.64	
		Stride length (m)	6.12	7.91	7.66	7.45	7.35	7.24	
		Stride duration (s)	0.429	0.430	0.440	0.432	0.434	0.435	
		Stride efficiency (%)	58.56	97.67	91.64	86.69	84.36	81.87	
		Stride count	32.67	25.30	26.12	26.85	27.22	138.16	



Note: Horizontal distance axis grid lines are 200m furlongs.

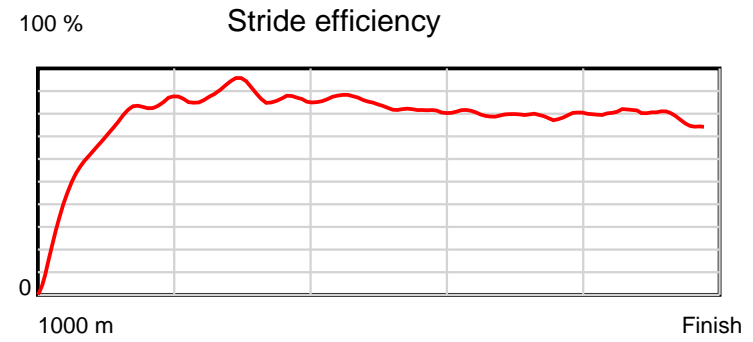
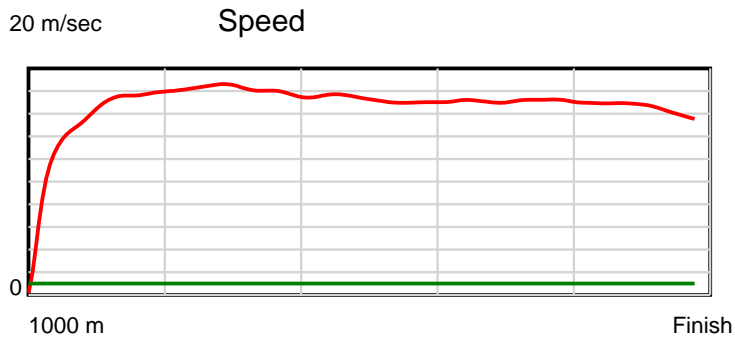
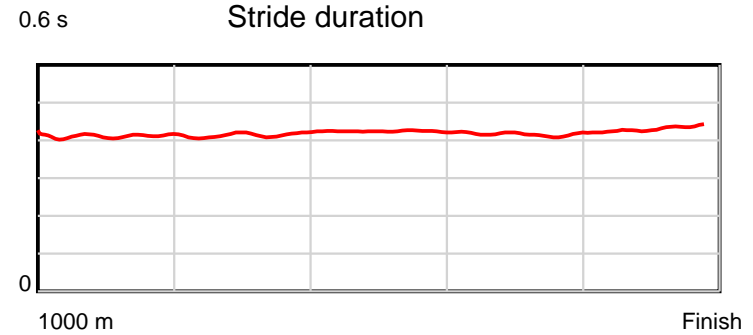
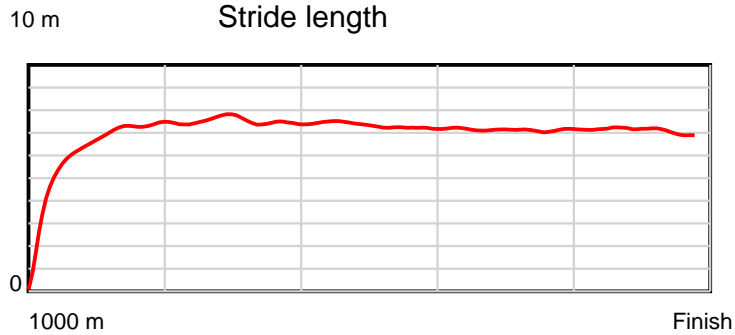
Disclaimer.

Tasracing Pty Ltd and Thoroughbred Ratings Pty Ltd accepts no responsibility for the completeness or accuracy of any of the information contained herein, and makes no representations about its suitability for any particular purpose. Users should make their own judgements about those matters and/or seek independent advice. You assume all risks associated with use of the data provided on this page.

Race Results

September 14, 2014, Race 1, BM62, Distance 1000m, Spreyton - Offset 0m

Result	TAB no.	Horse (Barrier)	1000 to	800m to	600m to	400m to	200m to	Total or	Margin
3rd	4	Arras (5)	800m	600m	400m	200m	WP	Average	
		Position in running (margin)	-	6(4.6)	6(5.1)	7(3.6)	5(3.0)		0.80
		Sectional time (s)	13.96	10.97	11.61	11.60	11.96		
		Cumulative time (s)	60.09	46.13	35.16	23.55	11.96	1:00.09	
		Speed (m/s)	14.32	18.23	17.23	17.24	16.72	16.64	
		Stride length (m)	5.88	7.54	7.30	7.18	7.22	6.97	
		Stride duration (s)	0.410	0.414	0.424	0.416	0.432	0.419	
		Stride efficiency (%)	54.05	88.82	83.21	80.57	81.53	75.90	
		Stride count	34.01	26.53	27.41	27.85	27.69	143.49	



Note: Horizontal distance axis grid lines are 200m furlongs.

Disclaimer.

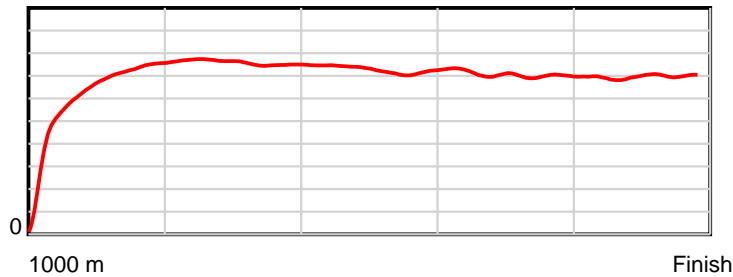
Tasracing Pty Ltd and Thoroughbred Ratings Pty Ltd accepts no responsibility for the completeness or accuracy of any of the information contained herein, and makes no representations about its suitability for any particular purpose. Users should make their own judgements about those matters and/or seek independent advice. You assume all risks associated with use of the data provided on this page.

Race Results

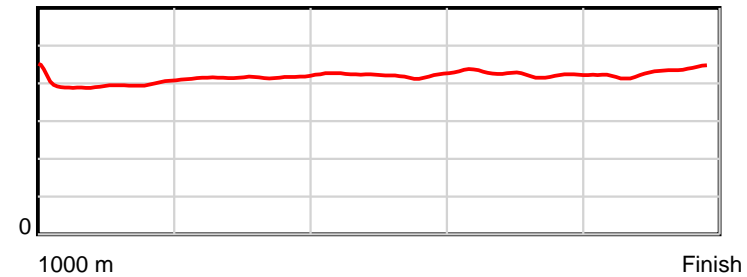
September 14, 2014, Race 1, BM62, Distance 1000m, Spreyton - Offset 0m

Result	TAB no.	Horse (Barrier)	1000 to	800m to	600m to	400m to	200m to	Total or	Margin
4th	2	Danish Rock (1)	800m	600m	400m	200m	WP	Average	
		Position in running (margin)	-	4(2.9)	5(3.5)	3(1.3)	2(1.8)		3.40
		Sectional time (s)	14.02	10.99	11.48	11.79	12.30		
		Cumulative time (s)	60.57	46.55	35.56	24.08	12.30	1:00.57	
		Speed (m/s)	14.27	18.20	17.42	16.96	16.26	16.51	
		Stride length (m)	5.89	7.58	7.35	7.21	7.01	6.95	
		Stride duration (s)	0.402	0.416	0.422	0.425	0.431	0.421	
		Stride efficiency (%)	54.29	89.69	84.46	81.17	76.68	75.54	
		Stride count	33.93	26.40	27.20	27.75	28.55	143.83	

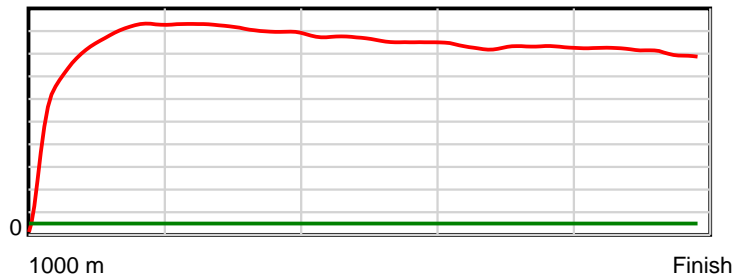
10 m Stride length



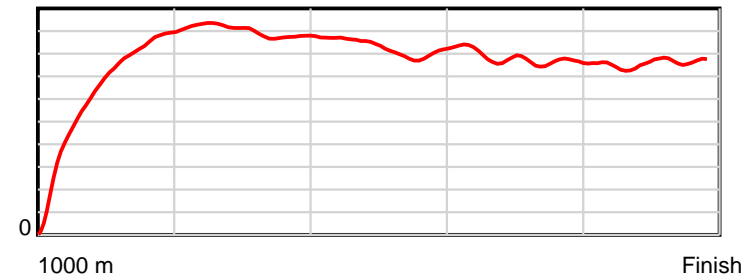
0.6 s Stride duration



20 m/sec Speed



100 % Stride efficiency



Note: Horizontal distance axis grid lines are 200m furlongs.

Disclaimer.

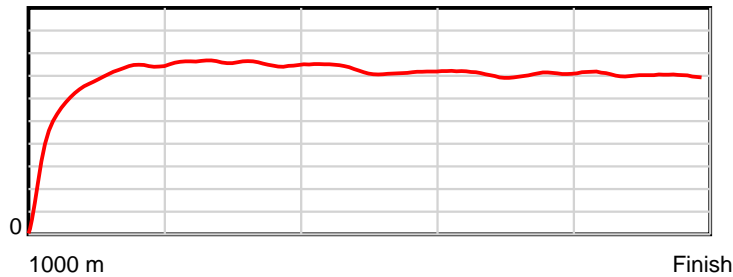
Tasracing Pty Ltd and Thoroughbred Ratings Pty Ltd accepts no responsibility for the completeness or accuracy of any of the information contained herein, and makes no representations about its suitability for any particular purpose. Users should make their own judgements about those matters and/or seek independent advice. You assume all risks associated with use of the data provided on this page.

Race Results

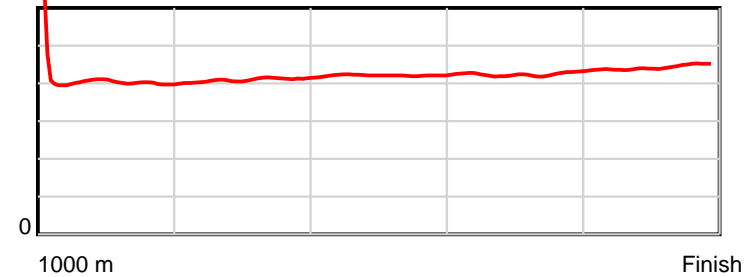
September 14, 2014, Race 1, BM62, Distance 1000m, Spreyton - Offset 0m

Result	TAB no.	Horse (Barrier)	1000 to	800m to	600m to	400m to	200m to	Total or	Margin
5th	6	Before All (3)	800m	600m	400m	200m	WP	Average	
		Position in running (margin)	-	3(2.7)	2(3.3)	4(2.0)	6(3.0)		4.90
		Sectional time (s)	13.81	11.00	11.62	11.88	12.53		
		Cumulative time (s)	60.84	47.03	36.03	24.40	12.53	1:00.84	
		Speed (m/s)	14.48	18.18	17.21	16.84	15.96	16.44	
		Stride length (m)	6.28	7.44	7.25	7.15	7.06	7.01	
		Stride duration (s)	0.425	0.409	0.421	0.425	0.443	0.427	
		Stride efficiency (%)	61.57	86.52	82.17	79.87	78.00	76.85	
		Stride count	31.86	26.88	27.58	27.97	28.31	142.60	

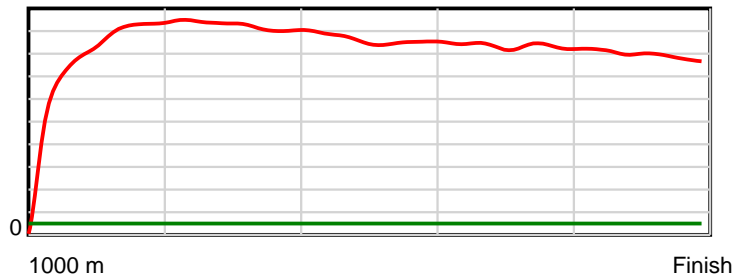
10 m Stride length



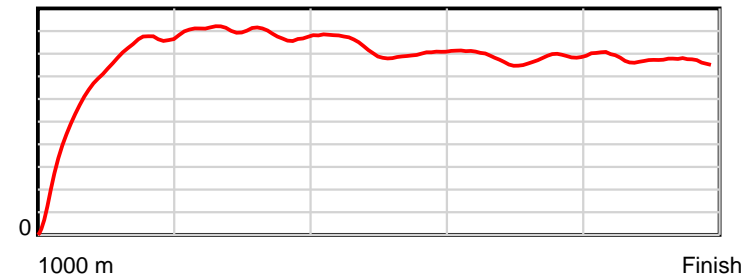
0.6 s Stride duration



20 m/sec Speed



100 % Stride efficiency



Note: Horizontal distance axis grid lines are 200m furlongs.

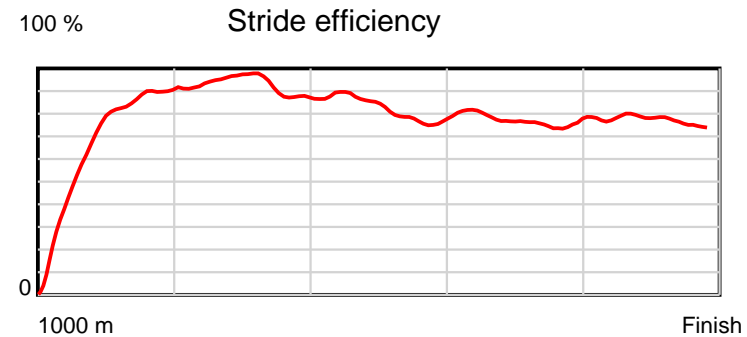
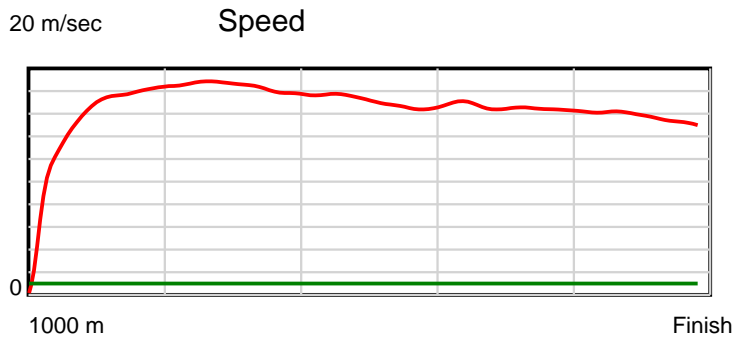
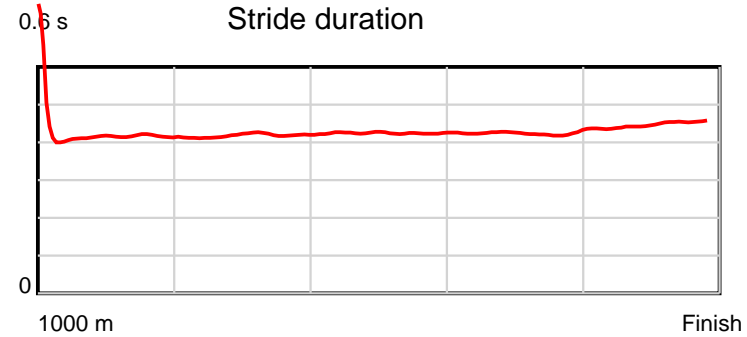
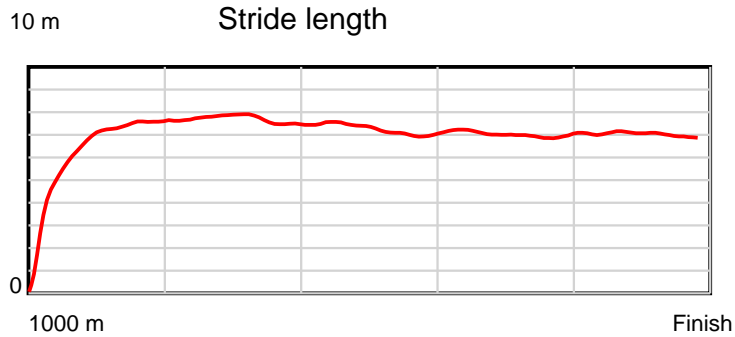
Disclaimer.

Tasracing Pty Ltd and Thoroughbred Ratings Pty Ltd accepts no responsibility for the completeness or accuracy of any of the information contained herein, and makes no representations about its suitability for any particular purpose. Users should make their own judgements about those matters and/or seek independent advice. You assume all risks associated with use of the data provided on this page.

Race Results

September 14, 2014, Race 1, BM62, Distance 1000m, Spreyton - Offset 0m

Result	TAB no.	Horse (Barrier)	1000 to	800m to	600m to	400m to	200m to	Total or	Margin
6th	7	Note Shredder (4)	800m	600m	400m	200m	WP	Average	
		Position in running (margin)	-	2(2.6)	4(3.4)	5(2.4)	7(3.0)		5.30
		Sectional time (s)	13.89	11.02	11.69	11.80	12.52		
		Cumulative time (s)	60.92	47.03	36.01	24.32	12.52	1:00.92	
		Speed (m/s)	14.40	18.15	17.11	16.95	15.97	16.42	
		Stride length (m)	6.05	7.58	7.26	7.18	7.16	7.00	
		Stride duration (s)	0.413	0.418	0.424	0.424	0.448	0.427	
		Stride efficiency (%)	57.12	89.85	82.41	80.63	80.10	76.66	
		Stride count	33.08	26.38	27.54	27.84	27.93	142.77	



Note: Horizontal distance axis grid lines are 200m furlongs.

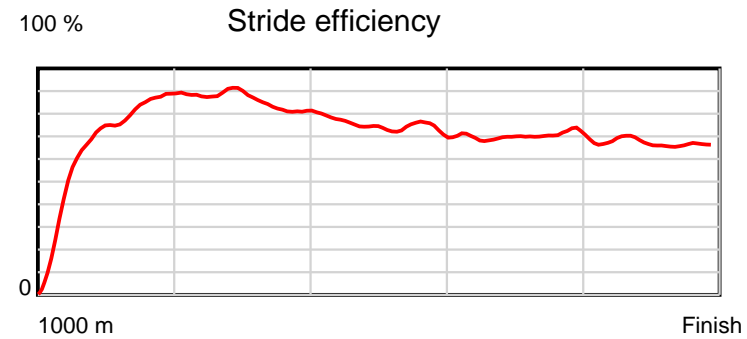
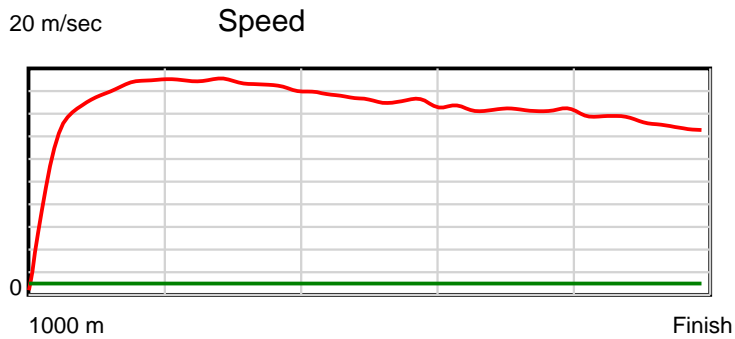
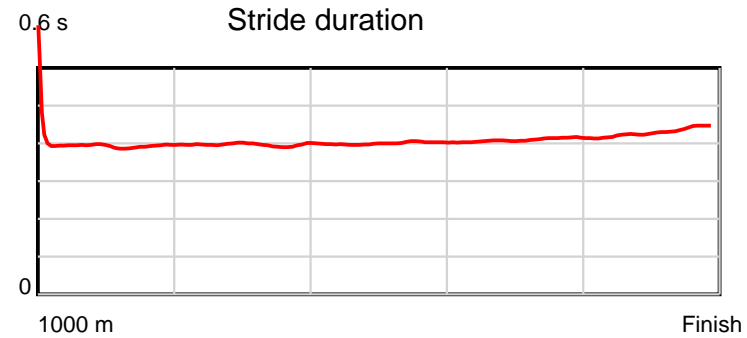
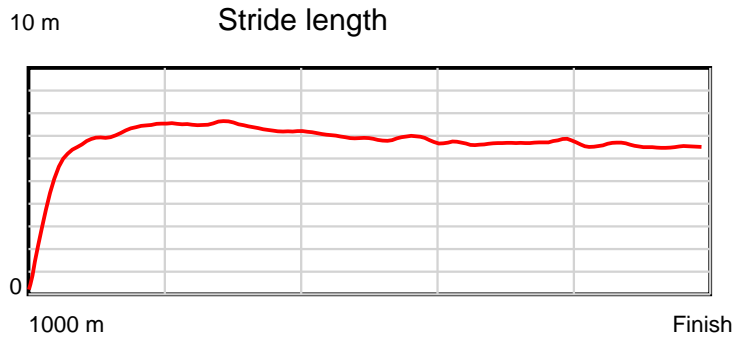
Disclaimer.

Tasracing Pty Ltd and Thoroughbred Ratings Pty Ltd accepts no responsibility for the completeness or accuracy of any of the information contained herein, and makes no representations about its suitability for any particular purpose. Users should make their own judgements about those matters and/or seek independent advice. You assume all risks associated with use of the data provided on this page.

Race Results

September 14, 2014, Race 1, BM62, Distance 1000m, Spreyton - Offset 0m

Result	TAB no.	Horse (Barrier)	1000 to	800m to	600m to	400m to	200m to	Total or	Margin
7th	5	Bring Me Sunsh... (7)	800m	600m	400m	200m	WP	Average	
		Position in running (margin)	-	1(0.0)	1(0.0)	1(0.0)	3(1.8)		7.10
		Sectional time (s)	13.42	10.89	11.85	12.00	13.08		
		Cumulative time (s)	61.25	47.83	36.93	25.08	13.08	1:01.25	
		Speed (m/s)	14.90	18.37	16.88	16.67	15.29	16.33	
		Stride length (m)	6.02	7.28	6.75	6.81	6.59	6.66	
		Stride duration (s)	0.398	0.396	0.400	0.409	0.431	0.408	
		Stride efficiency (%)	56.58	82.81	71.13	72.51	67.85	69.40	
		Stride count	33.24	27.47	29.64	29.36	30.35	150.06	



Note: Horizontal distance axis grid lines are 200m furlongs.

Disclaimer.

Tasracing Pty Ltd and Thoroughbred Ratings Pty Ltd accepts no responsibility for the completeness or accuracy of any of the information contained herein, and makes no representations about its suitability for any particular purpose. Users should make their own judgements about those matters and/or seek independent advice. You assume all risks associated with use of the data provided on this page.