



Race Results

Devonport Racing Club, Devonport Synthetic, September 14, 2014

Compilation date: September 15, 2014, 11:52:30 AM (EST)

Copyright © 2014 Tasracing Pty Ltd. All rights reserved.

Trademarks.

StrideMASTER is a registered trademark of Thoroughbred Ratings Pty Ltd.

Disclaimer.

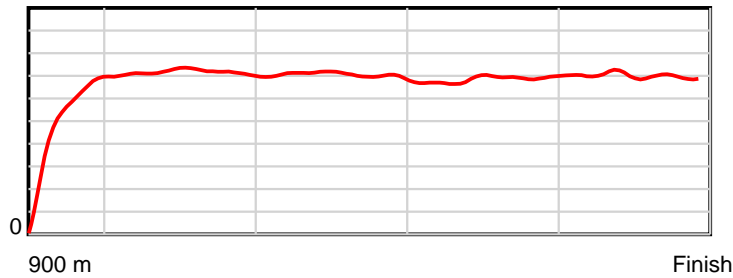
Tasracing Pty Ltd and Thoroughbred Ratings Pty Ltd accepts no responsibility for the completeness or accuracy of any of the information contained herein, and makes no representations about its suitability for any particular purpose. Users should make their own judgements about those matters and/or seek independent advice. You assume all risks associated with use of the data provided on this page.

Race Results

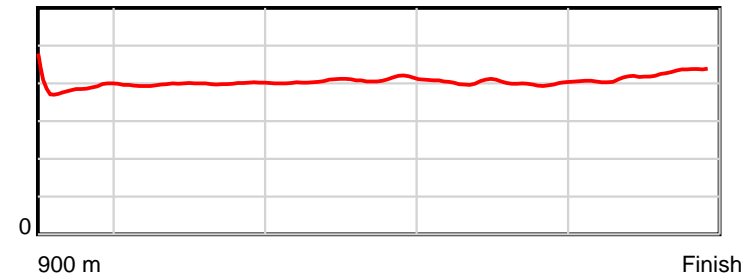
September 14, 2014, Race 2, 3UP MDN-SW, Distance 900m, Spreyton - Offset 0m

Result	TAB no.	Horse (Barrier)	900 to	800m to	600m to	400m to	200m to	Total or	Margin
1st	11	Watch Over Me (6)	800m	600m	400m	200m	WP	Average	
		Position in running (margin)	-	4(1.8)	6(1.7)	1(0.0)	2(0.7)		0.00
		Sectional time (s)	8.25	10.99	11.52	11.59	12.06		
		Cumulative time (s)	54.42	46.17	35.18	23.66	12.06	0:54.42	
		Speed (m/s)	12.12	18.20	17.36	17.26	16.58	16.54	
		Stride length (m)	4.81	7.24	7.08	6.93	6.98	6.71	
		Stride duration (s)	0.397	0.398	0.408	0.402	0.421	0.406	
		Stride efficiency (%)	36.21	81.97	78.30	74.99	76.04	70.31	
		Stride count	20.77	27.61	28.25	28.87	28.67	134.17	

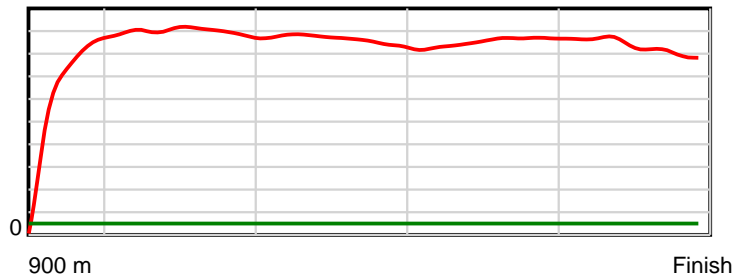
10 m Stride length



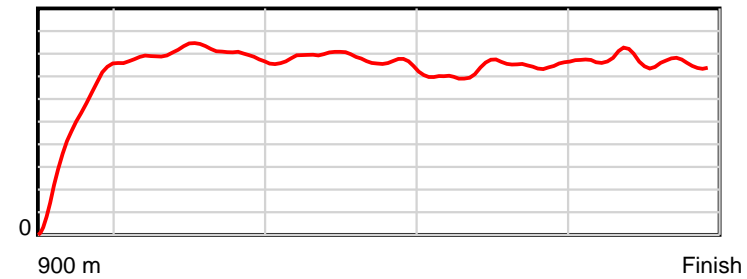
0.6 s Stride duration



20 m/sec Speed



100 % Stride efficiency



Note: Horizontal distance axis grid lines are 200m furlongs.

Disclaimer.

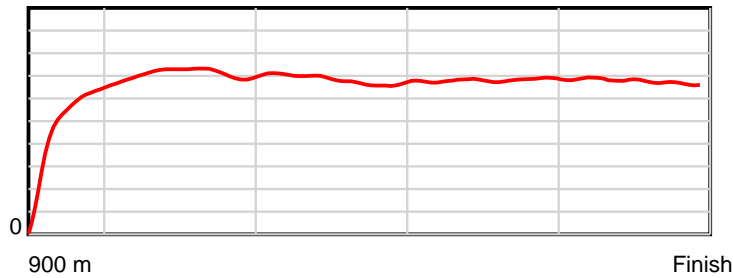
Tasracing Pty Ltd and Thoroughbred Ratings Pty Ltd accepts no responsibility for the completeness or accuracy of any of the information contained herein, and makes no representations about its suitability for any particular purpose. Users should make their own judgements about those matters and/or seek independent advice. You assume all risks associated with use of the data provided on this page.

Race Results

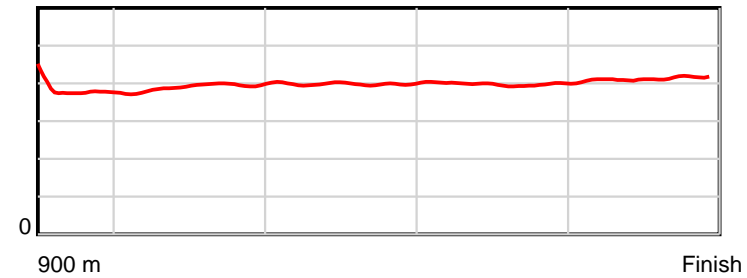
September 14, 2014, Race 2, 3UP MDN-SW, Distance 900m, Spreyton - Offset 0m

Result	TAB no.	Horse (Barrier)	900 to	800m to	600m to	400m to	200m to	Total or	Margin
2nd	7	Tangerine Quee... (3)	800m	600m	400m	200m	WP	Average	
		Position in running (margin)	-	1(0.0)	1(0.0)	2(0.4)	1(0.0)		0.40
		Sectional time (s)	8.03	11.00	11.88	11.40	12.18		
		Cumulative time (s)	54.49	46.46	35.46	23.58	12.18	0:54.49	
		Speed (m/s)	12.45	18.18	16.84	17.54	16.42	16.52	
		Stride length (m)	4.70	7.09	6.71	6.98	6.78	6.55	
		Stride duration (s)	0.377	0.390	0.399	0.398	0.413	0.396	
		Stride efficiency (%)	34.55	78.51	70.44	76.10	71.78	67.00	
		Stride count	21.27	28.22	29.79	28.66	29.51	137.45	

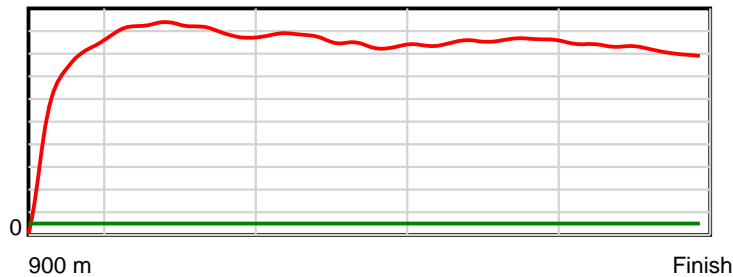
10 m Stride length



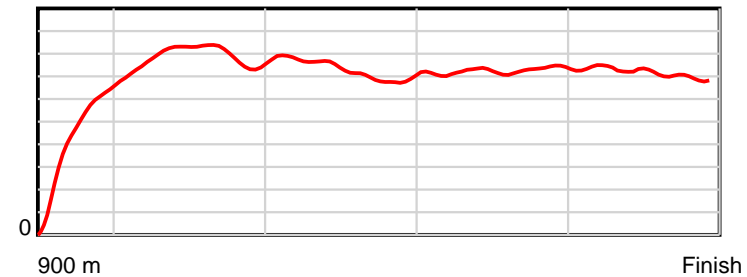
0.6 s Stride duration



20 m/sec Speed



100 % Stride efficiency



Note: Horizontal distance axis grid lines are 200m furlongs.

Disclaimer.

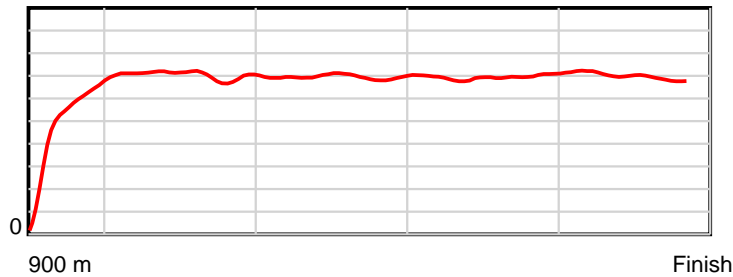
Tasracing Pty Ltd and Thoroughbred Ratings Pty Ltd accepts no responsibility for the completeness or accuracy of any of the information contained herein, and makes no representations about its suitability for any particular purpose. Users should make their own judgements about those matters and/or seek independent advice. You assume all risks associated with use of the data provided on this page.

Race Results

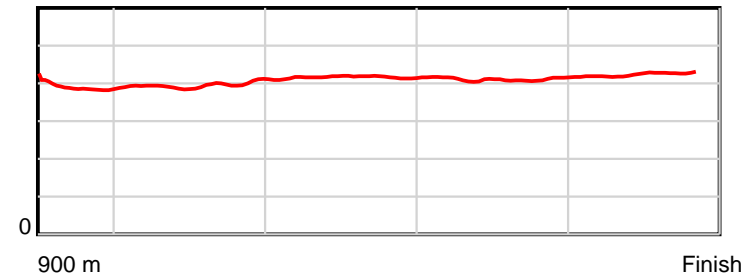
September 14, 2014, Race 2, 3UP MDN-SW, Distance 900m, Spreyton - Offset 0m

Result	TAB no.	Horse (Barrier)	900 to	800m to	600m to	400m to	200m to	Total or	Margin
3rd	4	The Daily Show (2)	800m	600m	400m	200m	WP	Average	
		Position in running (margin)	-	9(4.1)	8(3.8)	6(3.3)	4(4.1)		2.20
		Sectional time (s)	8.51	10.94	11.72	11.62	12.03		
		Cumulative time (s)	54.82	46.31	35.36	23.65	12.03	0:54.82	
		Speed (m/s)	11.75	18.28	17.06	17.21	16.63	16.42	
		Stride length (m)	4.65	7.20	7.08	7.06	7.04	6.71	
		Stride duration (s)	0.399	0.394	0.415	0.410	0.424	0.408	
		Stride efficiency (%)	33.75	81.11	78.41	77.95	77.54	70.26	
		Stride count	21.52	27.76	28.23	28.32	28.39	134.22	

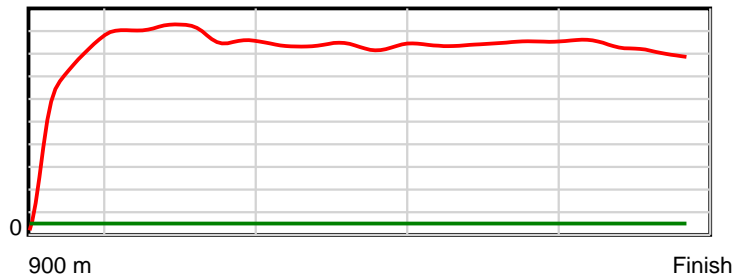
10 m Stride length



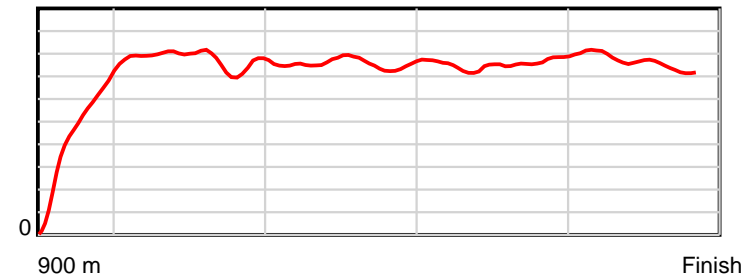
0.6 s Stride duration



20 m/sec Speed



100 % Stride efficiency



Note: Horizontal distance axis grid lines are 200m furlongs.

Disclaimer.

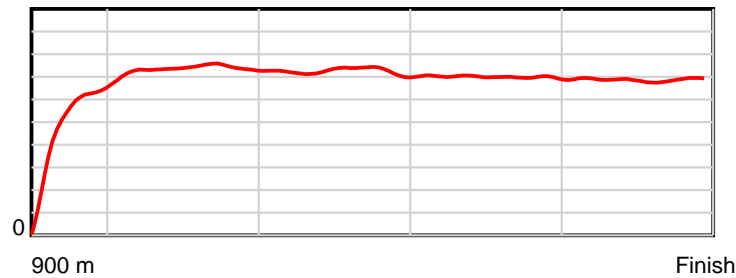
Tasracing Pty Ltd and Thoroughbred Ratings Pty Ltd accepts no responsibility for the completeness or accuracy of any of the information contained herein, and makes no representations about its suitability for any particular purpose. Users should make their own judgements about those matters and/or seek independent advice. You assume all risks associated with use of the data provided on this page.

Race Results

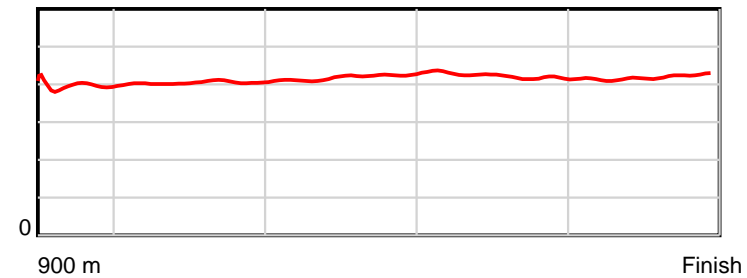
September 14, 2014, Race 2, 3UP MDN-SW, Distance 900m, Spreyton - Offset 0m

Result	TAB no.	Horse (Barrier)	900 to	800m to	600m to	400m to	200m to	Total or	Margin
4th	1	Brazen Soldier (7)	800m	600m	400m	200m	WP	Average	
		Position in running (margin)	-	3(1.7)	5(1.7)	3(1.2)	3(3.2)		2.50
		Sectional time (s)	8.26	11.00	11.71	11.81	12.10		
		Cumulative time (s)	54.88	46.62	35.62	23.91	12.10	0:54.88	
		Speed (m/s)	12.11	18.18	17.08	16.93	16.53	16.40	
		Stride length (m)	4.79	7.35	7.16	7.15	6.93	6.78	
		Stride duration (s)	0.394	0.404	0.419	0.422	0.419	0.413	
		Stride efficiency (%)	35.84	84.40	80.11	79.90	75.08	71.73	
		Stride count	20.88	27.21	27.93	27.97	28.85	132.84	

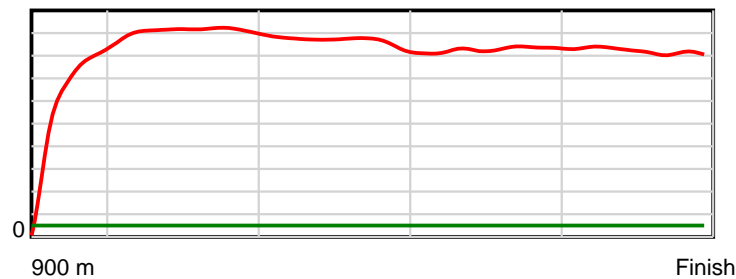
10 m Stride length



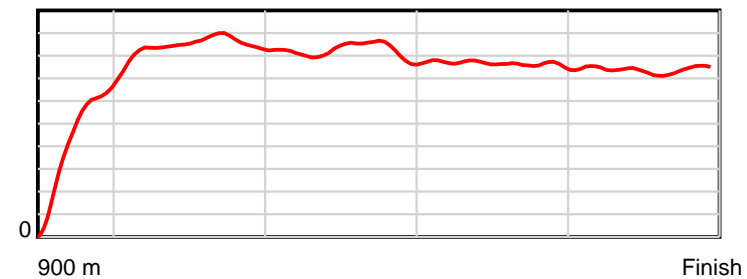
0.6 s Stride duration



20 m/sec Speed



100 % Stride efficiency



Note: Horizontal distance axis grid lines are 200m furlongs.

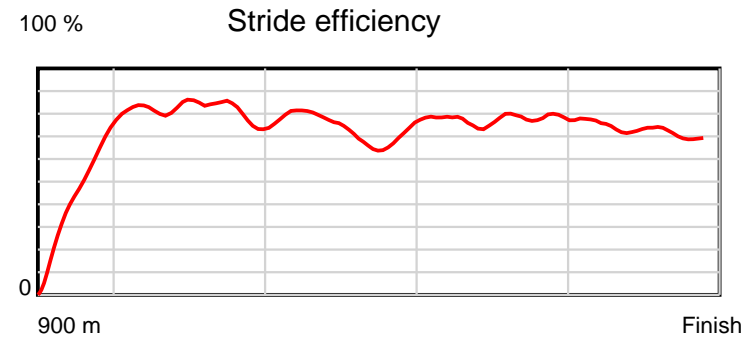
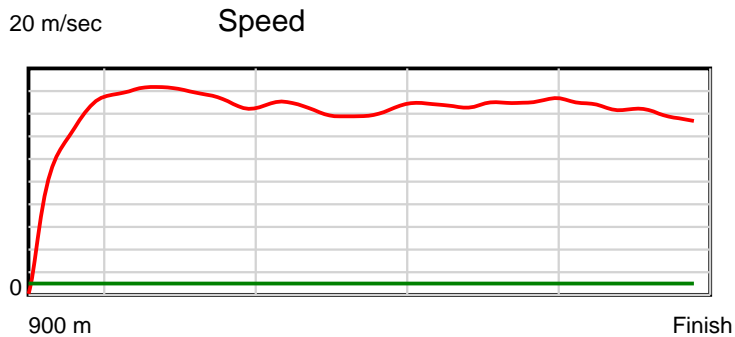
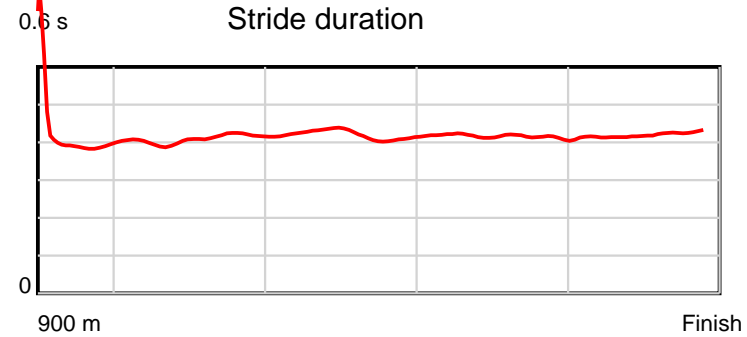
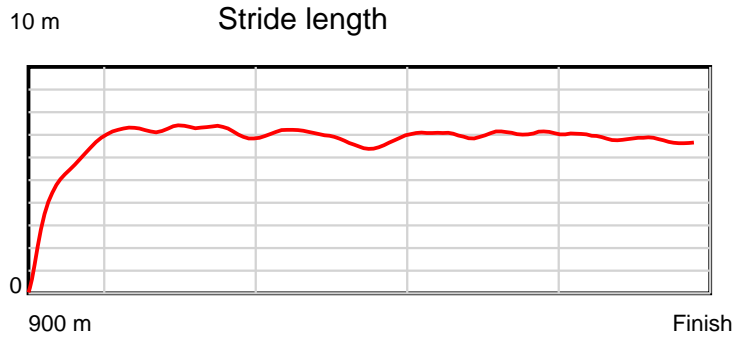
Disclaimer.

Tasracing Pty Ltd and Thoroughbred Ratings Pty Ltd accepts no responsibility for the completeness or accuracy of any of the information contained herein, and makes no representations about its suitability for any particular purpose. Users should make their own judgements about those matters and/or seek independent advice. You assume all risks associated with use of the data provided on this page.

Race Results

September 14, 2014, Race 2, 3UP MDN-SW, Distance 900m, Spreyton - Offset 0m

Result	TAB no.	Horse (Barrier)	900 to	800m to	600m to	400m to	200m to	Total or	Margin
5th	8	The Rite of Sp... (1)	800m	600m	400m	200m	WP	Average	
		Position in running (margin)	-	5(2.9)	9(3.9)	8(5.4)	7(5.8)		6.00
		Sectional time (s)	8.43	11.17	12.05	11.54	12.34		
		Cumulative time (s)	55.53	47.10	35.93	23.88	12.34	0:55.53	
		Speed (m/s)	11.86	17.91	16.60	17.33	16.21	16.21	
		Stride length (m)	5.19	7.31	6.97	7.21	6.81	6.79	
		Stride duration (s)	0.435	0.408	0.420	0.416	0.420	0.419	
		Stride efficiency (%)	42.04	83.40	75.89	81.22	72.45	72.13	
		Stride count	19.28	27.38	28.70	27.74	29.37	132.47	



Note: Horizontal distance axis grid lines are 200m furlongs.

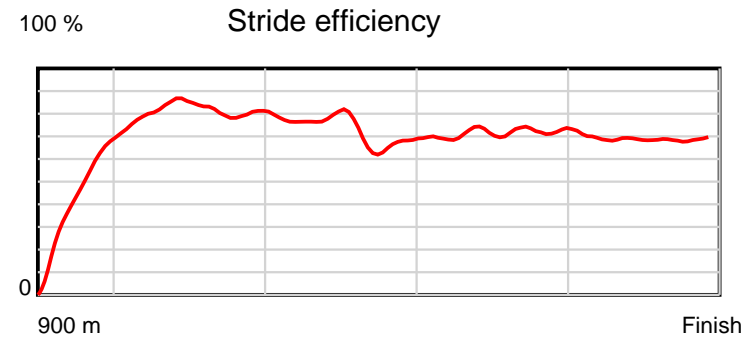
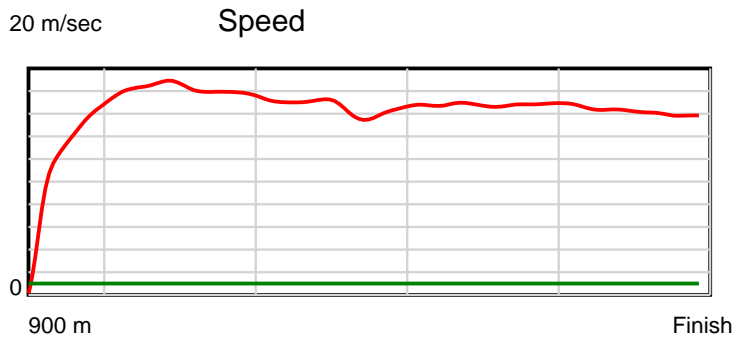
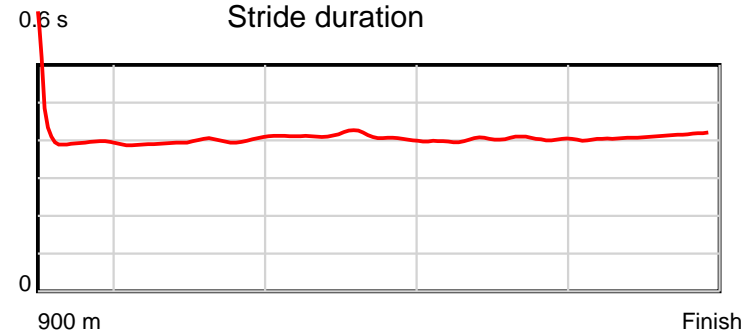
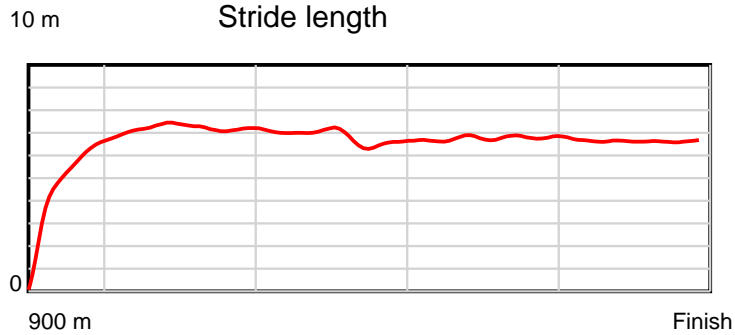
Disclaimer.

Tasracing Pty Ltd and Thoroughbred Ratings Pty Ltd accepts no responsibility for the completeness or accuracy of any of the information contained herein, and makes no representations about its suitability for any particular purpose. Users should make their own judgements about those matters and/or seek independent advice. You assume all risks associated with use of the data provided on this page.

Race Results

September 14, 2014, Race 2, 3UP MDN-SW, Distance 900m, Spreyton - Offset 0m

Result	TAB no.	Horse (Barrier)	900 to	800m to	600m to	400m to	200m to	Total or	Margin
6th	3	Mr Keith (5)	800m	600m	400m	200m	WP	Average	
		Position in running (margin)	-	10(4.7)	10(4.1)	9(6.6)	8(7.8)		7.10
		Sectional time (s)	8.74	10.91	12.21	11.68	12.21		
		Cumulative time (s)	55.74	47.00	36.09	23.88	12.21	0:55.74	
		Speed (m/s)	11.44	18.33	16.38	17.12	16.38	16.15	
		Stride length (m)	4.72	7.27	6.72	6.90	6.73	6.56	
		Stride duration (s)	0.400	0.397	0.410	0.403	0.411	0.406	
		Stride efficiency (%)	34.75	82.56	70.67	74.34	70.74	67.26	
		Stride count	21.20	27.51	29.74	29.00	29.73	137.18	



Note: Horizontal distance axis grid lines are 200m furlongs.

Disclaimer.

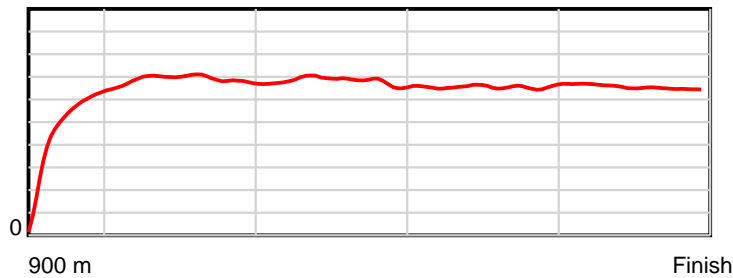
Tasracing Pty Ltd and Thoroughbred Ratings Pty Ltd accepts no responsibility for the completeness or accuracy of any of the information contained herein, and makes no representations about its suitability for any particular purpose. Users should make their own judgements about those matters and/or seek independent advice. You assume all risks associated with use of the data provided on this page.

Race Results

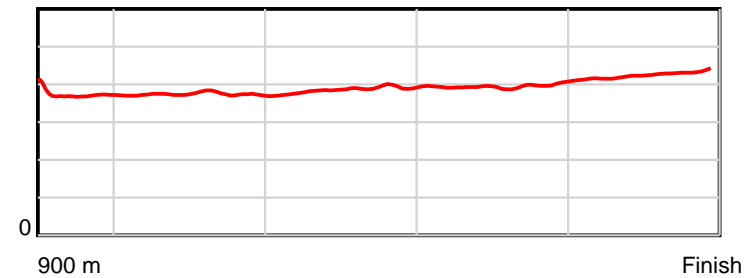
September 14, 2014, Race 2, 3UP MDN-SW, Distance 900m, Spreyton - Offset 0m

Result	TAB no.	Horse (Barrier)	900 to	800m to	600m to	400m to	200m to	Total or	Margin
7th	6	Sedate (10)	800m	600m	400m	200m	WP	Average	
		Position in running (margin)	-	8(3.4)	3(1.6)	4(1.4)	5(4.9)		8.90
		Sectional time (s)	8.59	10.70	11.77	12.05	12.97		
		Cumulative time (s)	56.08	47.49	36.79	25.01	12.97	0:56.08	
		Speed (m/s)	11.64	18.69	16.99	16.60	15.42	16.05	
		Stride length (m)	4.46	6.98	6.54	6.56	6.58	6.31	
		Stride duration (s)	0.374	0.374	0.385	0.395	0.427	0.393	
		Stride efficiency (%)	31.13	76.21	66.85	67.15	67.63	62.30	
		Stride count	22.41	28.64	30.58	30.51	30.40	142.54	

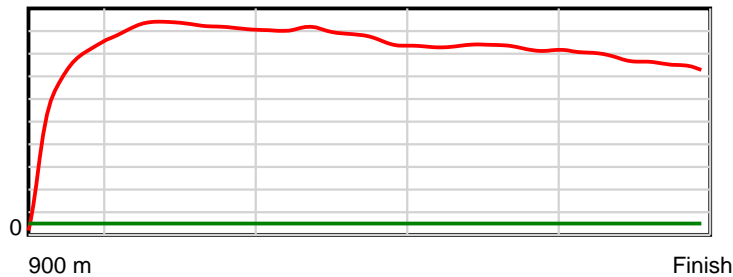
10 m Stride length



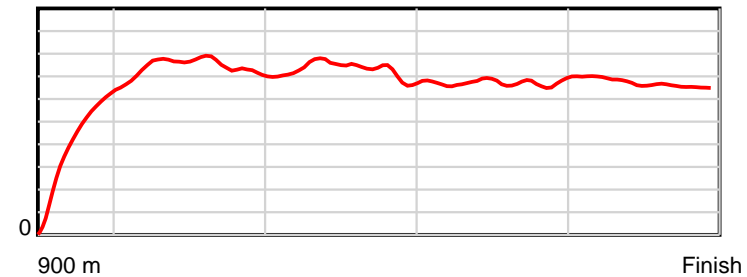
0.6 s Stride duration



20 m/sec Speed



100 % Stride efficiency



Note: Horizontal distance axis grid lines are 200m furlongs.

Disclaimer.

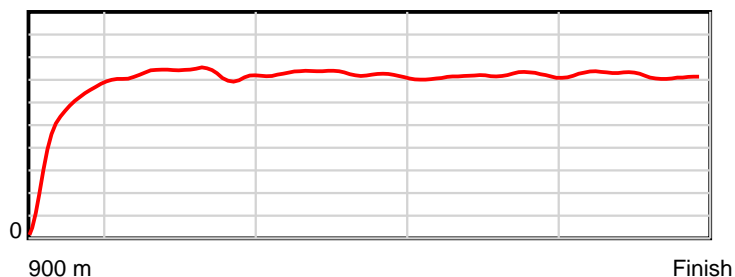
Tasracing Pty Ltd and Thoroughbred Ratings Pty Ltd accepts no responsibility for the completeness or accuracy of any of the information contained herein, and makes no representations about its suitability for any particular purpose. Users should make their own judgements about those matters and/or seek independent advice. You assume all risks associated with use of the data provided on this page.

Race Results

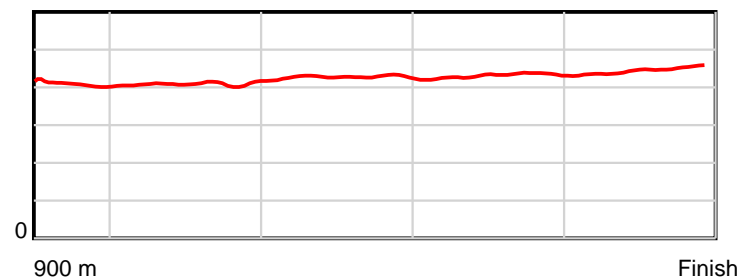
September 14, 2014, Race 2, 3UP MDN-SW, Distance 900m, Spreyton - Offset 0m

Result	TAB no.	Horse (Barrier)	900 to	800m to	600m to	400m to	200m to	Total or	Margin
8th	2	Crambazzled (4)	800m	600m	400m	200m	WP	Average	
		Position in running (margin)	-	6(3.0)	7(3.7)	7(5.3)	9(8.2)		9.90
		Sectional time (s)	8.73	11.11	12.07	11.97	12.40		
		Cumulative time (s)	56.28	47.55	36.43	24.36	12.40	0:56.28	
		Speed (m/s)	11.46	18.00	16.57	16.71	16.13	15.99	
		Stride length (m)	4.78	7.35	7.07	7.20	7.20	6.82	
		Stride duration (s)	0.402	0.409	0.427	0.431	0.446	0.426	
		Stride efficiency (%)	35.65	84.46	78.13	81.02	81.09	72.69	
		Stride count	20.94	27.20	28.28	27.78	27.76	131.96	

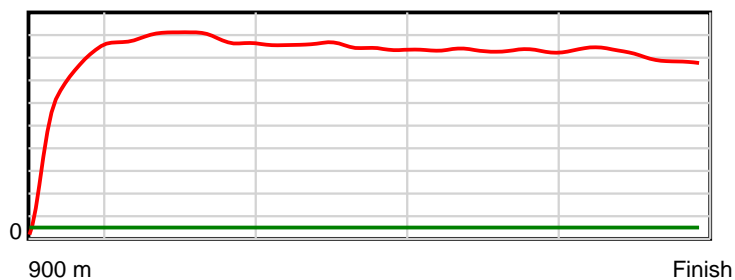
10 m Stride length



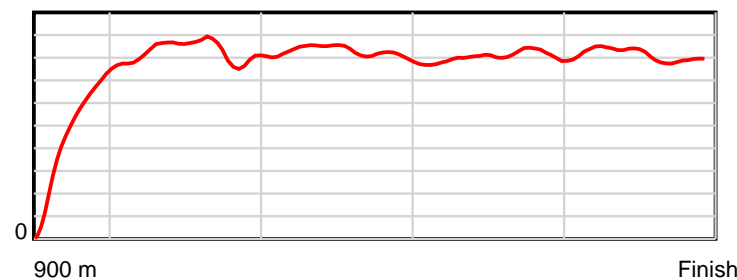
0.6 s Stride duration



20 m/sec Speed



100 % Stride efficiency



Note: Horizontal distance axis grid lines are 200m furlongs.

Disclaimer.

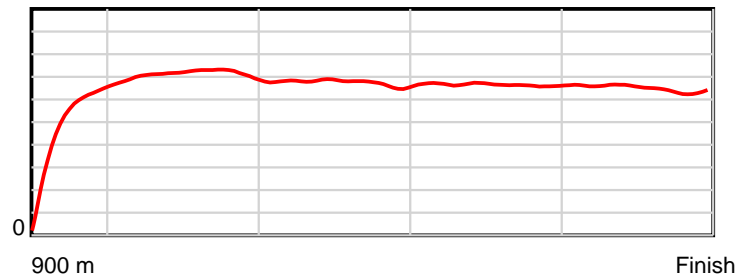
Tasracing Pty Ltd and Thoroughbred Ratings Pty Ltd accepts no responsibility for the completeness or accuracy of any of the information contained herein, and makes no representations about its suitability for any particular purpose. Users should make their own judgements about those matters and/or seek independent advice. You assume all risks associated with use of the data provided on this page.

Race Results

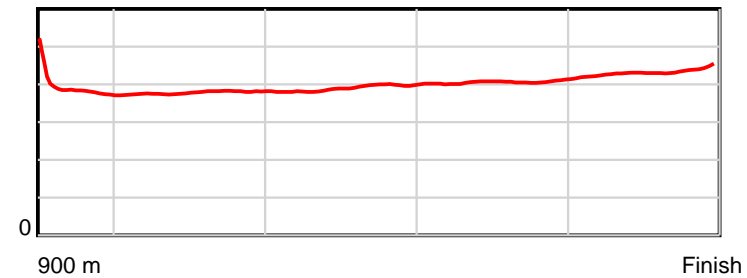
September 14, 2014, Race 2, 3UP MDN-SW, Distance 900m, Spreyton - Offset 0m

Result	TAB no.	Horse (Barrier)	900 to	800m to	600m to	400m to	200m to	Total or	Margin
9th	5	Mercana Magic (9)	800m	600m	400m	200m	WP	Average	
		Position in running (margin)	-	7(3.1)	4(1.7)	5(2.6)	6(5.7)		11.90
		Sectional time (s)	8.60	10.76	11.96	11.99	13.36		
		Cumulative time (s)	56.67	48.07	37.31	25.35	13.36	0:56.67	
		Speed (m/s)	11.63	18.59	16.72	16.68	14.97	15.88	
		Stride length (m)	4.77	7.03	6.53	6.76	6.50	6.41	
		Stride duration (s)	0.400	0.378	0.391	0.405	0.434	0.404	
		Stride efficiency (%)	35.57	77.21	66.69	71.45	66.04	64.23	
		Stride count	20.96	28.45	30.62	29.58	30.77	140.38	

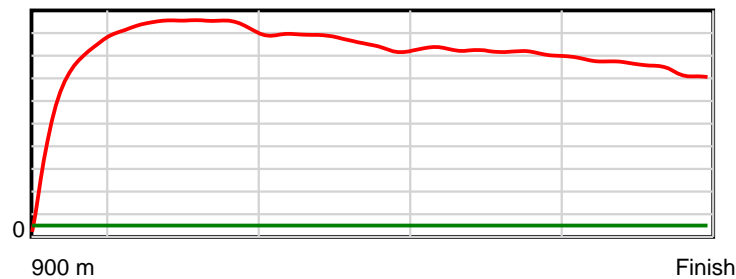
10 m Stride length



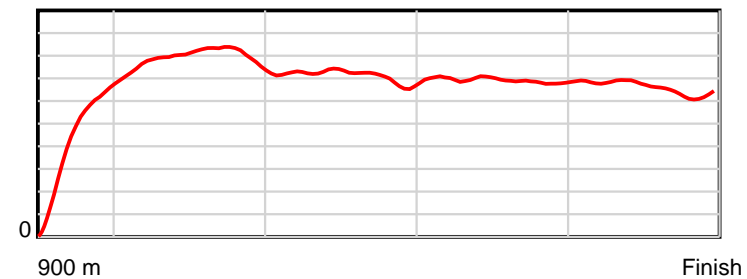
0.6 s Stride duration



20 m/sec Speed



100 % Stride efficiency



Note: Horizontal distance axis grid lines are 200m furlongs.

Disclaimer.

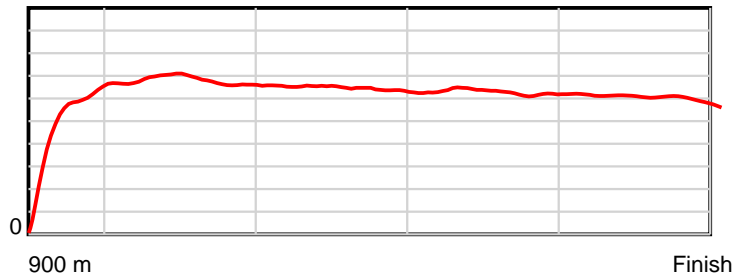
Tasracing Pty Ltd and Thoroughbred Ratings Pty Ltd accepts no responsibility for the completeness or accuracy of any of the information contained herein, and makes no representations about its suitability for any particular purpose. Users should make their own judgements about those matters and/or seek independent advice. You assume all risks associated with use of the data provided on this page.

Race Results

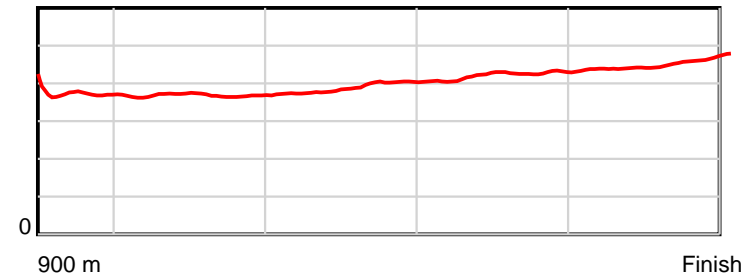
September 14, 2014, Race 2, 3UP MDN-SW, Distance 900m, Spreyton - Offset 0m

Result	TAB no.	Horse (Barrier)	900 to	800m to	600m to	400m to	200m to	Total or	Margin
10th	9	Silver Bolt (8)	800m	600m	400m	200m	WP	Average	
		Position in running (margin)	-	2(0.2)	2(0.2)	10(8.6)	10(22.3)		41.20
		Sectional time (s)	9.67	11.01	13.20	13.76	15.45		
		Cumulative time (s)	63.08	53.41	42.40	29.20	15.45	1:03.07	
		Speed (m/s)	10.34	18.17	15.15	14.53	12.94	14.27	
		Stride length (m)	4.62	6.66	5.91	6.17	5.89	5.93	
		Stride duration (s)	0.372	0.367	0.390	0.424	0.455	0.415	
		Stride efficiency (%)	33.40	69.38	54.62	59.44	54.19	54.89	
		Stride count	21.63	30.01	33.83	32.43	33.96	151.86	

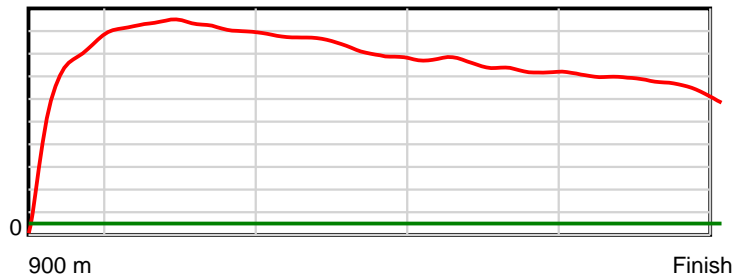
10 m Stride length



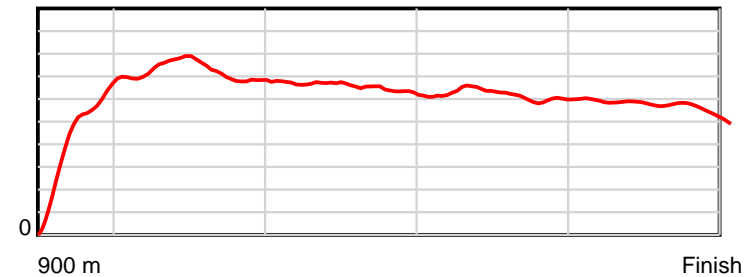
0.6 s Stride duration



20 m/sec Speed



100 % Stride efficiency



Note: Horizontal distance axis grid lines are 200m furlongs.

Disclaimer.

Tasracing Pty Ltd and Thoroughbred Ratings Pty Ltd accepts no responsibility for the completeness or accuracy of any of the information contained herein, and makes no representations about its suitability for any particular purpose. Users should make their own judgements about those matters and/or seek independent advice. You assume all risks associated with use of the data provided on this page.