



## Race Results

Devonport Racing Club, Devonport Synthetic, September 14, 2014

Compilation date: September 15, 2014, 11:54:38 AM (EST)

Copyright © 2014 Tasracing Pty Ltd. All rights reserved.

### Trademarks.

StrideMASTER is a registered trademark of Thoroughbred Ratings Pty Ltd.

### Disclaimer.

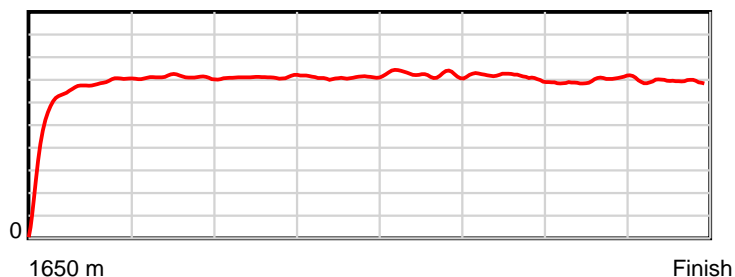
Tasracing Pty Ltd and Thoroughbred Ratings Pty Ltd accepts no responsibility for the completeness or accuracy of any of the information contained herein, and makes no representations about its suitability for any particular purpose. Users should make their own judgements about those matters and/or seek independent advice. You assume all risks associated with use of the data provided on this page.

# Race Results

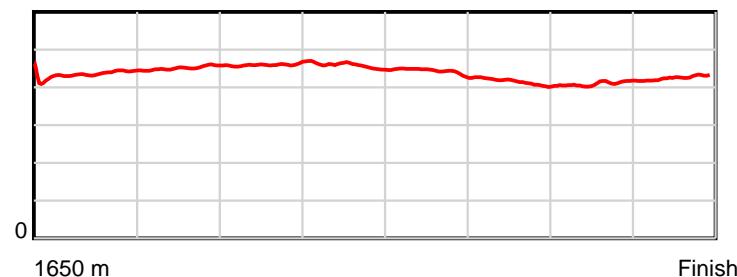
September 14, 2014, Race 5, BM82, Distance 1650m, Spreyton - Offset 0m

Result	TAB no.	Horse (Barrier)	1650 to	1600m to	1400m to	1200m to	1000m to	800m to	600m to	400m to	200m to	Total or	Margin
1st	1	Second Dozen (4)	1600m	1400m	1200m	1000m	800m	600m	400m	200m	WP	Average	
		Position in running (margin)	-	3(0.9)	2(1.7)	2(2.5)	2(1.9)	2(2.3)	2(0.5)	2(0.5)	3(0.6)		0.00
		Sectional time (s)	6.08	12.39	12.42	12.87	12.80	12.36	12.21	11.72	12.07		
		Cumulative time (s)	104.92	98.84	86.46	74.04	61.16	48.36	36.00	23.79	12.07	1:44.92	
		Speed (m/s)	8.22	16.14	16.10	15.54	15.62	16.18	16.38	17.06	16.57	15.73	
		Stride length (m)	3.60	7.06	7.26	7.14	7.15	7.18	6.80	6.99	7.05	6.88	
		Stride duration (s)	0.439	0.437	0.451	0.459	0.458	0.444	0.415	0.410	0.426	0.437	
		Stride efficiency (%)	20.29	77.94	82.45	79.58	79.88	80.56	72.16	76.36	77.73	73.87	
		Stride count	13.88	28.32	27.53	28.03	27.97	27.85	29.43	28.61	28.36	239.98	

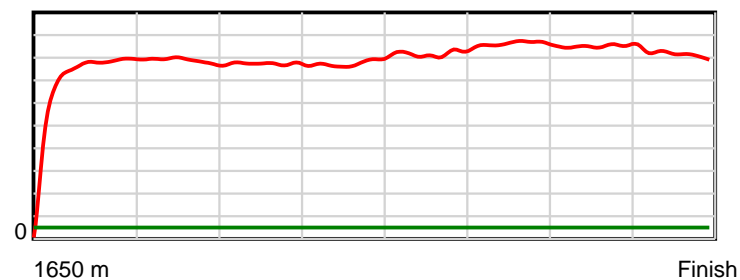
10 m Stride length



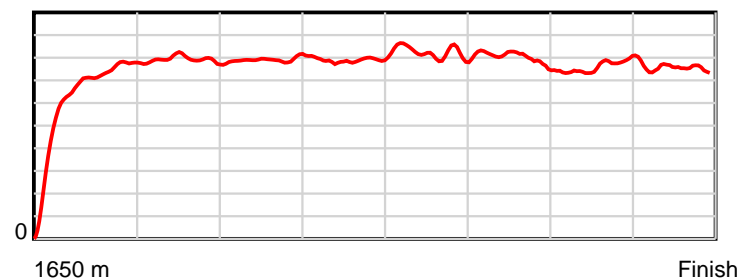
0.6 s Stride duration



20 m/sec Speed



100 % Stride efficiency



Note: Horizontal distance axis grid lines are 200m furlongs.

### Disclaimer.

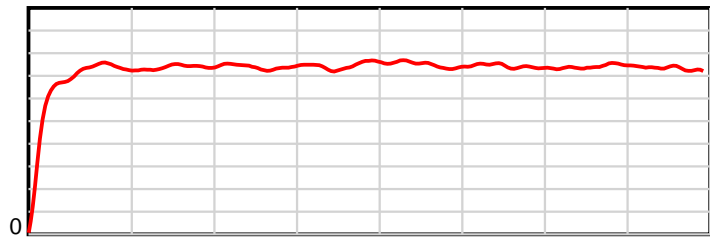
Tasracing Pty Ltd and Thoroughbred Ratings Pty Ltd accepts no responsibility for the completeness or accuracy of any of the information contained herein, and makes no representations about its suitability for any particular purpose. Users should make their own judgements about those matters and/or seek independent advice. You assume all risks associated with use of the data provided on this page.

# Race Results

September 14, 2014, Race 5, BM82, Distance 1650m, Spreyton - Offset 0m

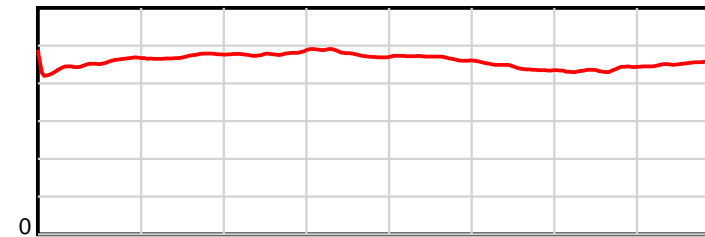
Result	TAB no.	Horse (Barrier)	1650 to	1600m to	1400m to	1200m to	1000m to	800m to	600m to	400m to	200m to	Total or	Margin
2nd	7	Beer Belly (3)	1600m	1400m	1200m	1000m	800m	600m	400m	200m	WP	Average	
		Position in running (margin)	-	2(0.8)	1(0.0)	1(0.0)	1(0.0)	1(0.0)	1(0.0)	1(0.0)	1(0.0)		0.30
		Sectional time (s)	5.99	12.11	12.29	12.97	12.74	12.67	12.20	11.71	12.30		
		Cumulative time (s)	104.98	98.99	86.88	74.59	61.62	48.88	36.22	24.01	12.30	1:44.98	
		Speed (m/s)	8.35	16.52	16.27	15.42	15.70	15.79	16.39	17.08	16.26	15.72	
		Stride length (m)	3.64	7.54	7.67	7.37	7.53	7.40	7.27	7.44	7.35	7.21	
		Stride duration (s)	0.436	0.456	0.471	0.478	0.480	0.469	0.443	0.436	0.452	0.459	
		Stride efficiency (%)	20.65	88.73	91.85	84.81	88.61	85.65	82.58	86.50	84.48	81.34	
		Stride count	13.75	26.54	26.09	27.15	26.56	27.02	27.51	26.88	27.20	228.70	

10 m Stride length



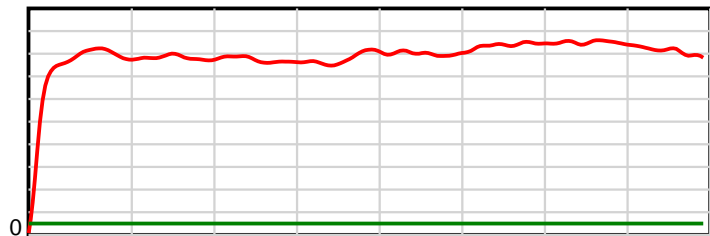
1650 m Finish

0.6 s Stride duration



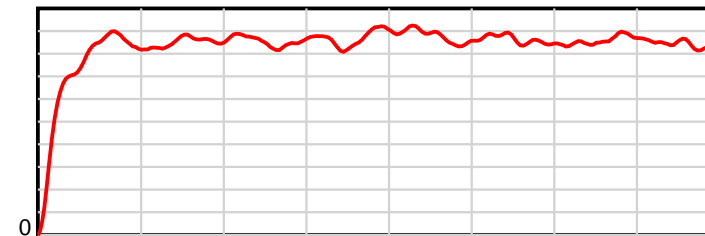
1650 m Finish

20 m/sec Speed



1650 m Finish

100 % Stride efficiency



1650 m Finish

Note: Horizontal distance axis grid lines are 200m furlongs.

## Disclaimer.

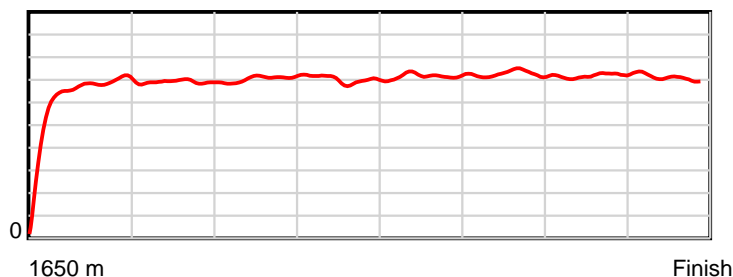
Tasracing Pty Ltd and Thoroughbred Ratings Pty Ltd accepts no responsibility for the completeness or accuracy of any of the information contained herein, and makes no representations about its suitability for any particular purpose. Users should make their own judgements about those matters and/or seek independent advice. You assume all risks associated with use of the data provided on this page.

# Race Results

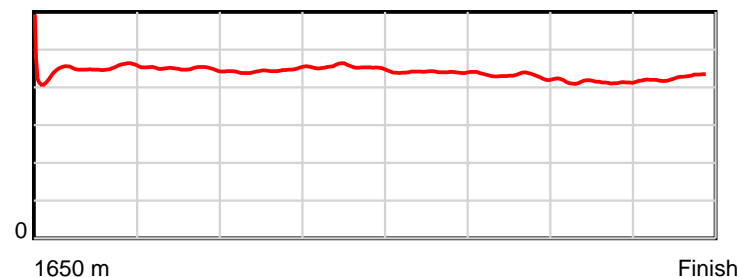
September 14, 2014, Race 5, BM82, Distance 1650m, Spreyton - Offset 0m

Result	TAB no.	Horse (Barrier)	1650 to	1600m to	1400m to	1200m to	1000m to	800m to	600m to	400m to	200m to	Total or	Margin
3rd	8	Super Broadban... (2)	1600m	1400m	1200m	1000m	800m	600m	400m	200m	WP	Average	
		Position in running (margin)	-	4(1.4)	4(5.4)	5(7.7)	5(6.2)	5(5.8)	5(3.9)	6(4.1)	4(3.1)		1.60
		Sectional time (s)	6.28	12.90	12.68	12.72	12.66	12.35	12.23	11.54	11.86		
		Cumulative time (s)	105.23	98.95	86.05	73.37	60.65	47.99	35.64	23.40	11.86	1:45.23	
		Speed (m/s)	7.97	15.50	15.77	15.72	15.80	16.19	16.35	17.33	16.86	15.68	
		Stride length (m)	3.86	7.02	7.10	6.97	7.18	7.12	7.07	7.16	7.19	6.93	
		Stride duration (s)	0.475	0.453	0.450	0.443	0.455	0.440	0.432	0.413	0.426	0.442	
		Stride efficiency (%)	23.27	76.99	78.83	75.99	80.67	79.28	78.02	80.13	80.83	74.95	
		Stride count	12.96	28.49	28.16	28.68	27.84	28.08	28.30	27.93	27.81	238.25	

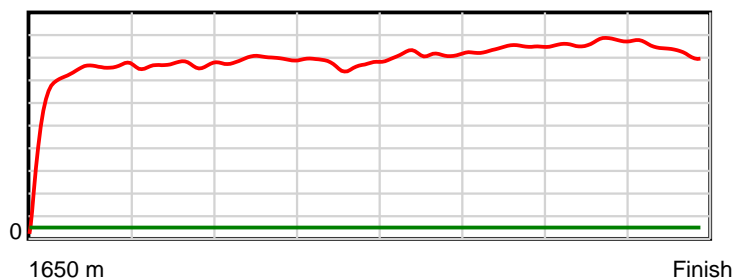
10 m Stride length



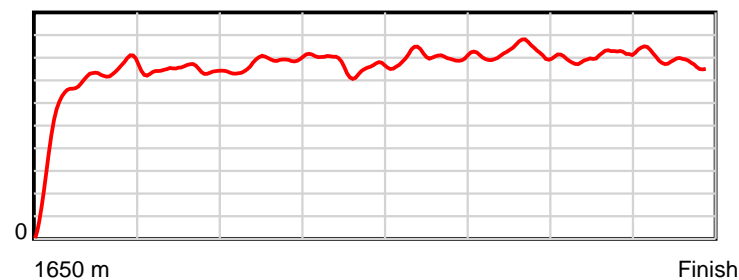
0.6 s Stride duration



20 m/sec Speed



100 % Stride efficiency



Note: Horizontal distance axis grid lines are 200m furlongs.

## Disclaimer.

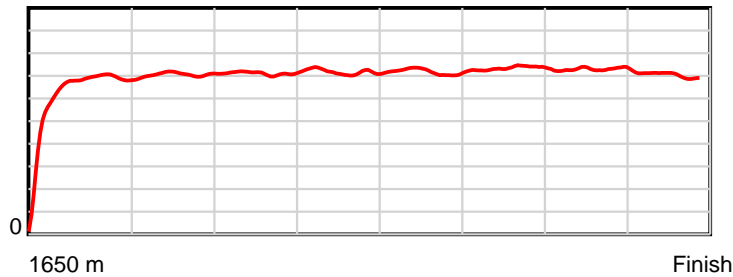
Tasracing Pty Ltd and Thoroughbred Ratings Pty Ltd accepts no responsibility for the completeness or accuracy of any of the information contained herein, and makes no representations about its suitability for any particular purpose. Users should make their own judgements about those matters and/or seek independent advice. You assume all risks associated with use of the data provided on this page.

# Race Results

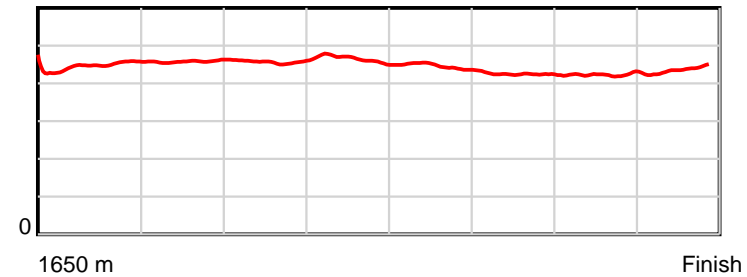
September 14, 2014, Race 5, BM82, Distance 1650m, Spreyton - Offset 0m

Result	TAB no.	Horse (Barrier)	1650 to	1600m to	1400m to	1200m to	1000m to	800m to	600m to	400m to	200m to	Total or	Margin
4th	6	Revenging (1)	1600m	1400m	1200m	1000m	800m	600m	400m	200m	WP	Average	
		Position in running (margin)	-	5(1.8)	3(3.5)	3(3.9)	3(3.6)	4(4.4)	4(3.1)	3(1.2)	2(0.4)		1.70
		Sectional time (s)	6.34	12.53	12.35	12.92	12.88	12.45	11.87	11.59	12.31		
		Cumulative time (s)	105.25	98.91	86.37	74.02	61.10	48.22	35.77	23.90	12.31	1:45.25	
		Speed (m/s)	7.89	15.96	16.19	15.48	15.53	16.06	16.85	17.26	16.25	15.68	
		Stride length (m)	3.56	7.20	7.41	7.08	7.23	7.18	7.18	7.29	7.08	6.99	
		Stride duration (s)	0.437	0.451	0.458	0.457	0.466	0.447	0.426	0.423	0.436	0.446	
		Stride efficiency (%)	19.78	80.91	85.89	78.25	81.63	80.45	80.52	83.08	78.29	76.27	
		Stride count	14.05	27.80	26.98	28.26	27.67	27.87	27.86	27.43	28.26	236.18	

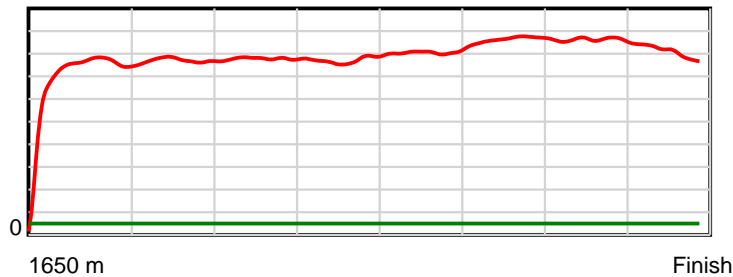
10 m Stride length



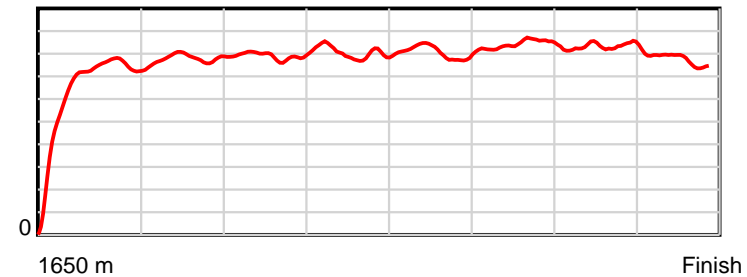
0.6 s Stride duration



20 m/sec Speed



100 % Stride efficiency



Note: Horizontal distance axis grid lines are 200m furlongs.

## Disclaimer.

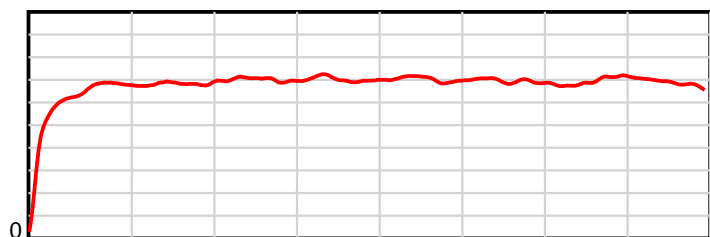
Tasracing Pty Ltd and Thoroughbred Ratings Pty Ltd accepts no responsibility for the completeness or accuracy of any of the information contained herein, and makes no representations about its suitability for any particular purpose. Users should make their own judgements about those matters and/or seek independent advice. You assume all risks associated with use of the data provided on this page.

# Race Results

September 14, 2014, Race 5, BM82, Distance 1650m, Spreyton - Offset 0m

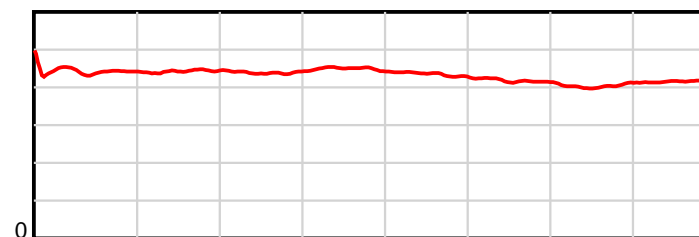
Result	TAB no.	Horse (Barrier)	1650 to	1600m to	1400m to	1200m to	1000m to	800m to	600m to	400m to	200m to	Total or	Margin
5th	3	Landstar (5)	1600m	1400m	1200m	1000m	800m	600m	400m	200m	WP	Average	
		Position in running (margin)	-	1(0.0)	5(5.4)	4(7.4)	4(4.8)	3(4.1)	3(2.7)	4(3.5)	5(3.2)		1.90
		Sectional time (s)	5.88	13.15	12.61	12.54	12.63	12.43	12.34	11.66	12.06		
		Cumulative time (s)	105.28	99.40	86.26	73.64	61.10	48.48	36.05	23.72	12.06	1:45.28	
		Speed (m/s)	8.50	15.21	15.86	15.95	15.84	16.09	16.21	17.15	16.58	15.67	
		Stride length (m)	3.82	6.73	7.02	7.01	7.11	7.01	6.78	6.93	6.89	6.76	
		Stride duration (s)	0.443	0.442	0.443	0.439	0.449	0.435	0.418	0.404	0.415	0.432	
		Stride efficiency (%)	22.78	70.69	76.99	76.72	79.06	76.73	71.73	75.05	74.20	71.49	
		Stride count	13.10	29.74	28.49	28.54	28.12	28.54	29.52	28.86	29.03	243.94	

10 m Stride length



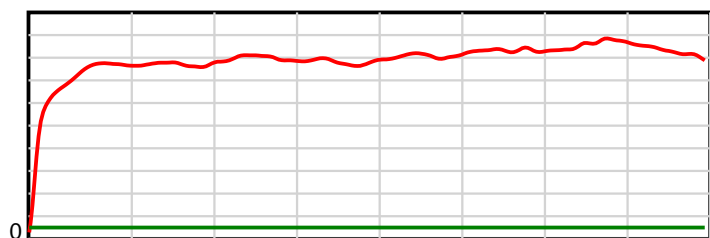
1650 m Finish

0.6 s Stride duration



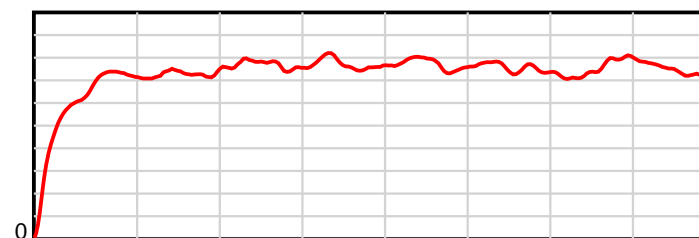
1650 m Finish

20 m/sec Speed



1650 m Finish

100 % Stride efficiency



1650 m Finish

Note: Horizontal distance axis grid lines are 200m furlongs.

## Disclaimer.

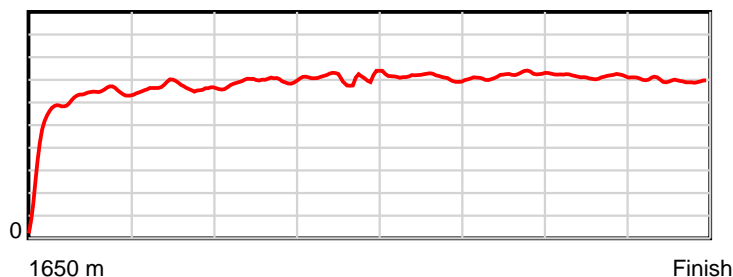
Tasracing Pty Ltd and Thoroughbred Ratings Pty Ltd accepts no responsibility for the completeness or accuracy of any of the information contained herein, and makes no representations about its suitability for any particular purpose. Users should make their own judgements about those matters and/or seek independent advice. You assume all risks associated with use of the data provided on this page.

# Race Results

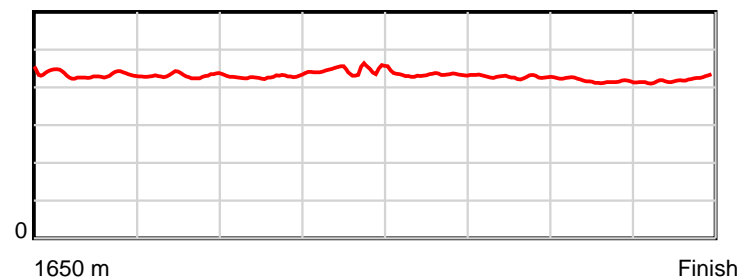
September 14, 2014, Race 5, BM82, Distance 1650m, Spreyton - Offset 0m

Result	TAB no.	Horse (Barrier)	1650 to	1600m to	1400m to	1200m to	1000m to	800m to	600m to	400m to	200m to	Total or	Margin
6th	5	<b>Allegro Dehere (6)</b>	<b>1600m</b>	<b>1400m</b>	<b>1200m</b>	<b>1000m</b>	<b>800m</b>	<b>600m</b>	<b>400m</b>	<b>200m</b>	<b>WP</b>	<b>Average</b>	
		Position in running (margin)	-	7(3.5)	7(8.4)	6(9.6)	6(6.7)	6(5.8)	6(4.1)	5(4.0)	6(4.1)		3.50
		Sectional time (s)	6.61	13.06	12.48	12.49	12.59	12.39	12.18	11.73	12.06		
		Cumulative time (s)	105.59	98.98	85.92	73.44	60.95	48.36	35.97	23.79	12.06	1:45.59	
		Speed (m/s)	7.56	15.31	16.03	16.01	15.89	16.14	16.42	17.05	16.58	15.63	
		Stride length (m)	3.44	6.59	6.89	6.83	6.71	6.99	7.01	7.11	6.97	6.68	
		Stride duration (s)	0.445	0.431	0.430	0.426	0.422	0.433	0.427	0.417	0.420	0.428	
		Stride efficiency (%)	18.52	67.92	74.16	72.81	70.31	76.38	76.86	78.98	75.90	69.75	
		Stride count	14.52	30.34	29.03	29.30	29.82	28.61	28.52	28.13	28.70	246.97	

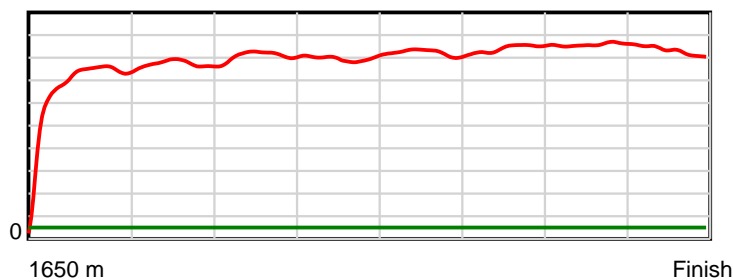
10 m Stride length



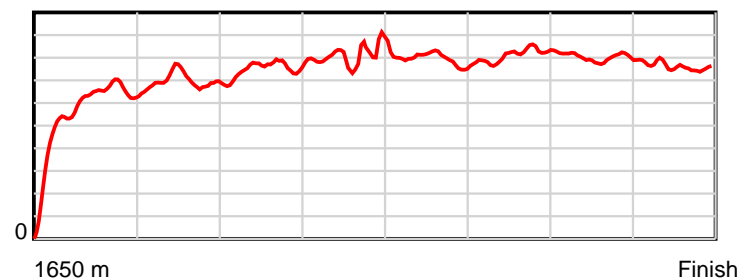
0.6 s Stride duration



20 m/sec Speed



100 % Stride efficiency



Note: Horizontal distance axis grid lines are 200m furlongs.

## Disclaimer.

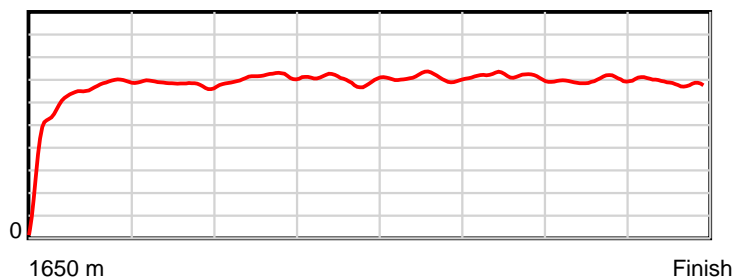
Tasracing Pty Ltd and Thoroughbred Ratings Pty Ltd accepts no responsibility for the completeness or accuracy of any of the information contained herein, and makes no representations about its suitability for any particular purpose. Users should make their own judgements about those matters and/or seek independent advice. You assume all risks associated with use of the data provided on this page.

# Race Results

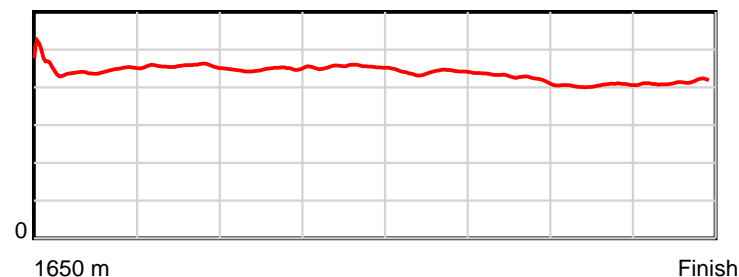
September 14, 2014, Race 5, BM82, Distance 1650m, Spreyton - Offset 0m

Result	TAB no.	Horse (Barrier)	1650 to	1600m to	1400m to	1200m to	1000m to	800m to	600m to	400m to	200m to	Total or	Margin
7th	2	Musique Player (7)	1600m	1400m	1200m	1000m	800m	600m	400m	200m	WP	Average	
		Position in running (margin)	-	6(1.8)	6(5.9)	7(9.8)	7(7.3)	7(7.2)	7(5.5)	7(5.2)	7(4.6)		3.80
		Sectional time (s)	6.37	12.93	12.94	12.56	12.72	12.38	12.15	11.62	11.98		
		Cumulative time (s)	105.65	99.28	86.35	73.41	60.85	48.13	35.76	23.60	11.98	1:45.65	
		Speed (m/s)	7.85	15.47	15.46	15.92	15.72	16.16	16.46	17.21	16.69	15.62	
		Stride length (m)	3.66	6.86	7.06	7.12	7.15	7.13	7.04	6.98	6.89	6.84	
		Stride duration (s)	0.447	0.443	0.457	0.447	0.455	0.441	0.428	0.405	0.413	0.438	
		Stride efficiency (%)	20.96	73.54	77.99	79.25	79.91	79.48	77.55	76.10	74.14	73.07	
		Stride count	13.65	29.15	28.31	28.08	27.97	28.04	28.39	28.66	29.04	241.29	

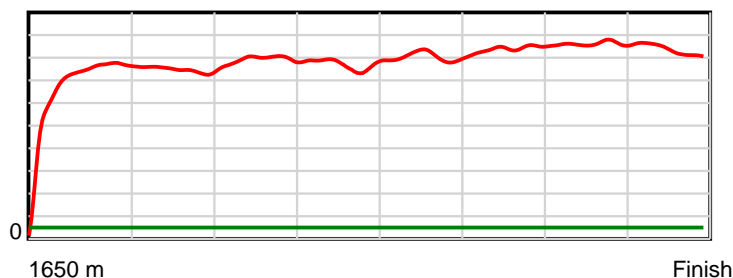
10 m Stride length



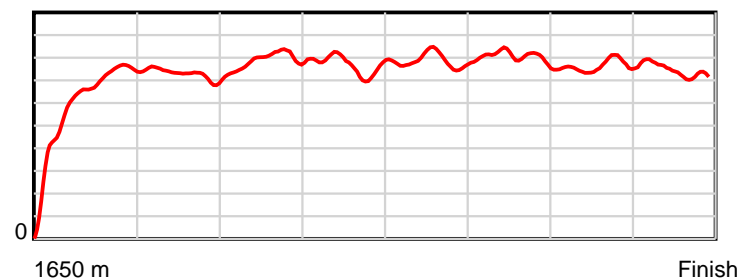
0.6 s Stride duration



20 m/sec Speed



100 % Stride efficiency



Note: Horizontal distance axis grid lines are 200m furlongs.

## Disclaimer.

Tasracing Pty Ltd and Thoroughbred Ratings Pty Ltd accepts no responsibility for the completeness or accuracy of any of the information contained herein, and makes no representations about its suitability for any particular purpose. Users should make their own judgements about those matters and/or seek independent advice. You assume all risks associated with use of the data provided on this page.