



Race Results

Devonport Racing Club, Devonport Synthetic, September 14, 2014

Compilation date: September 15, 2014, 11:56:29 AM (EST)

Copyright © 2014 Tasracing Pty Ltd. All rights reserved.

Trademarks.

StrideMASTER is a registered trademark of Thoroughbred Ratings Pty Ltd.

Disclaimer.

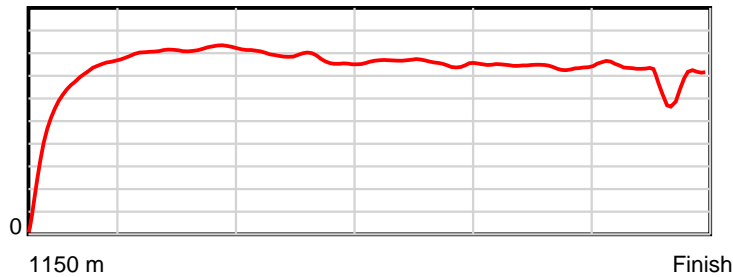
Tasracing Pty Ltd and Thoroughbred Ratings Pty Ltd accepts no responsibility for the completeness or accuracy of any of the information contained herein, and makes no representations about its suitability for any particular purpose. Users should make their own judgements about those matters and/or seek independent advice. You assume all risks associated with use of the data provided on this page.

Race Results

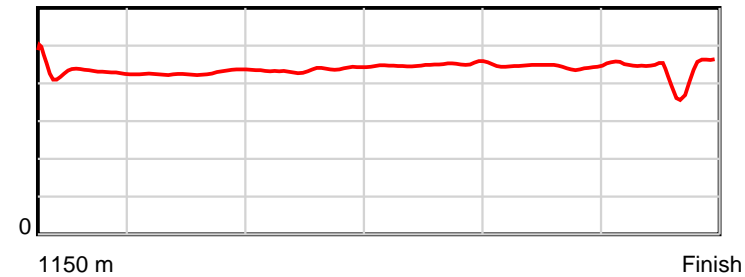
September 14, 2014, Race 7, CL2, Distance 1150m, Spreyton - Offset 0m

Result	TAB no.	Horse (Barrier)	1150 to	1000m to	800m to	600m to	400m to	200m to	Total or	Margin
1st	5	Wanaea (5)	1000m	800m	600m	400m	200m	WP	Average	
		Position in running (margin)	-	1(0.0)	2(0.1)	3(0.7)	1(0.0)	2(0.1)		0.00
		Sectional time (s)	10.98	10.44	11.30	12.44	11.95	12.32		
		Cumulative time (s)	69.43	58.45	48.00	36.70	24.26	12.32	1:09.43	
		Speed (m/s)	13.66	19.16	17.70	16.08	16.74	16.23	16.56	
		Stride length (m)	5.86	8.18	7.71	7.24	7.44	7.06	7.24	
		Stride duration (s)	0.429	0.427	0.436	0.450	0.444	0.435	0.437	
		Stride efficiency (%)	53.59	104.49	92.93	81.83	86.41	77.79	81.86	
		Stride count	25.61	24.46	25.93	27.64	26.90	28.35	158.89	

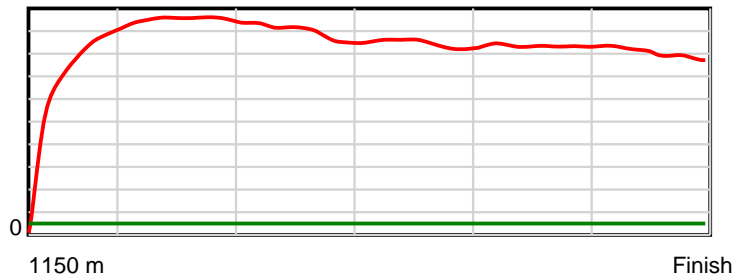
10 m Stride length



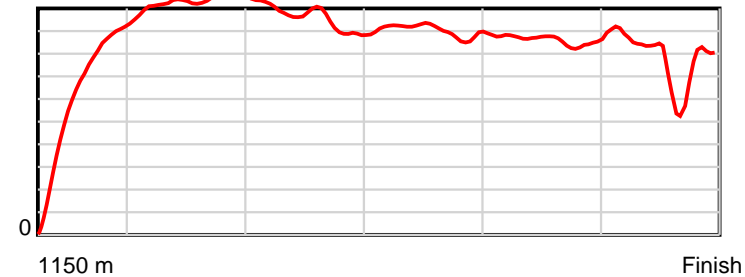
0.6 s Stride duration



20 m/sec Speed



100 % Stride efficiency



Note: Horizontal distance axis grid lines are 200m furlongs.

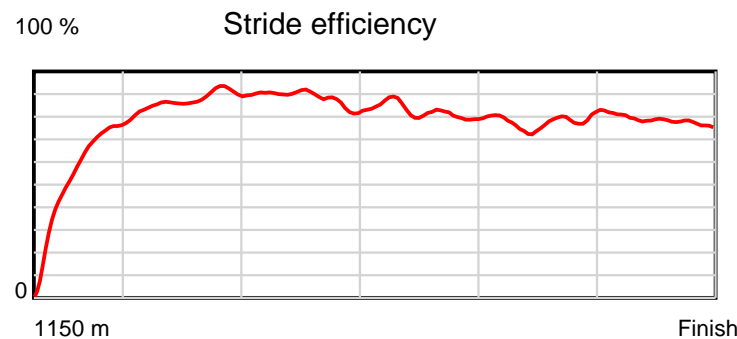
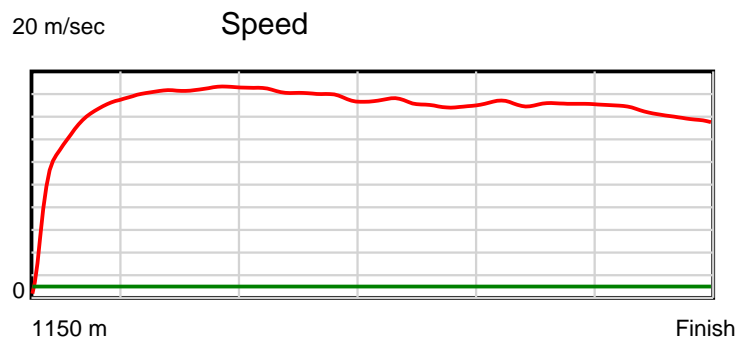
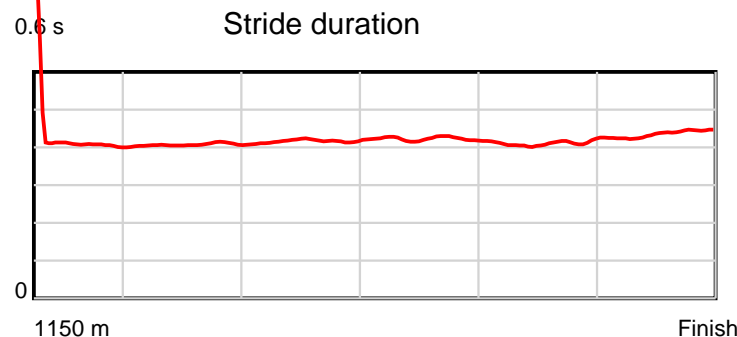
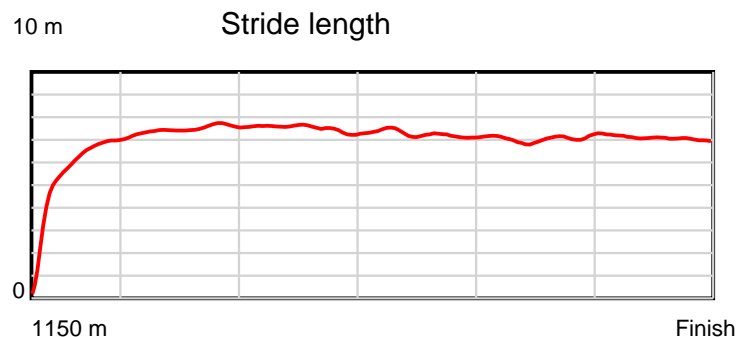
Disclaimer.

Tasracing Pty Ltd and Thoroughbred Ratings Pty Ltd accepts no responsibility for the completeness or accuracy of any of the information contained herein, and makes no representations about its suitability for any particular purpose. Users should make their own judgements about those matters and/or seek independent advice. You assume all risks associated with use of the data provided on this page.

Race Results

September 14, 2014, Race 7, CL2, Distance 1150m, Spreyton - Offset 0m

Result	TAB no.	Horse (Barrier)	1150 to	1000m to	800m to	600m to	400m to	200m to	Total or	Margin
2nd	1	Fillout the Ti... (11)	1000m	800m	600m	400m	200m	WP	Average	
		Position in running (margin)	-	7(2.3)	7(3.3)	7(2.9)	4(1.4)	1(0.0)		0.10
		Sectional time (s)	11.41	10.60	11.12	12.30	11.70	12.31		
		Cumulative time (s)	69.45	58.04	47.45	36.32	24.02	12.31	1:09.45	
		Speed (m/s)	13.15	18.87	17.99	16.26	17.09	16.25	16.56	
		Stride length (m)	5.82	7.68	7.48	6.87	7.01	7.08	6.99	
		Stride duration (s)	0.434	0.407	0.416	0.423	0.410	0.436	0.422	
		Stride efficiency (%)	52.88	92.22	87.49	73.75	76.85	78.39	76.45	
		Stride count	25.79	26.03	26.73	29.11	28.52	28.24	164.42	



Note: Horizontal distance axis grid lines are 200m furlongs.

Disclaimer.

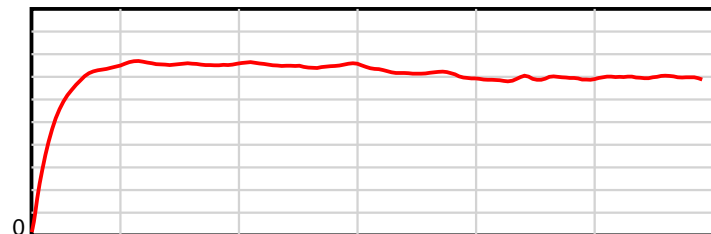
Tasracing Pty Ltd and Thoroughbred Ratings Pty Ltd accepts no responsibility for the completeness or accuracy of any of the information contained herein, and makes no representations about its suitability for any particular purpose. Users should make their own judgements about those matters and/or seek independent advice. You assume all risks associated with use of the data provided on this page.

Race Results

September 14, 2014, Race 7, CL2, Distance 1150m, Spreyton - Offset 0m

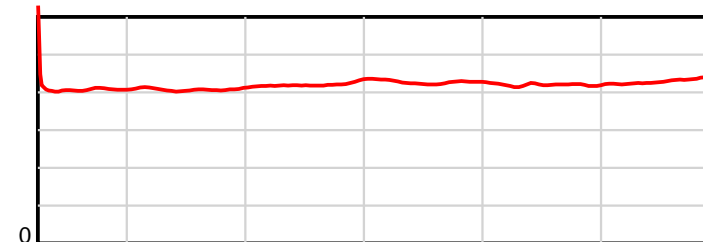
Result	TAB no.	Horse (Barrier)	1150 to	1000m to	800m to	600m to	400m to	200m to	Total or	Margin
3rd	9	Royal Bluff (8)	1000m	800m	600m	400m	200m	WP	Average	
		Position in running (margin)	-	6(2.0)	6(2.4)	4(1.9)	5(1.5)	5(2.4)		1.10
		Sectional time (s)	11.26	10.49	11.10	12.49	12.09	12.19		
		Cumulative time (s)	69.63	58.37	47.88	36.77	24.28	12.19	1:09.62	
		Speed (m/s)	13.32	19.07	18.02	16.01	16.54	16.41	16.52	
		Stride length (m)	5.51	7.76	7.55	6.85	6.94	7.05	6.93	
		Stride duration (s)	0.412	0.407	0.419	0.428	0.420	0.430	0.420	
		Stride efficiency (%)	47.40	94.20	88.98	73.31	75.27	77.74	75.12	
		Stride count	27.23	25.76	26.50	29.20	28.82	28.35	165.86	

10 m Stride length



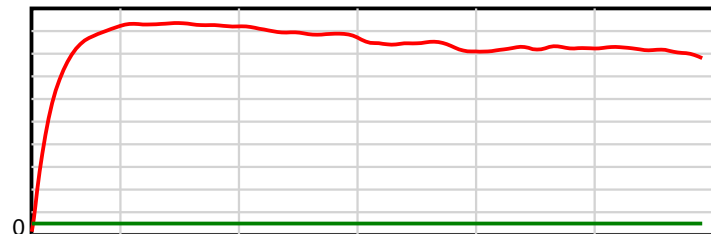
1150 m Finish

0.6 s Stride duration



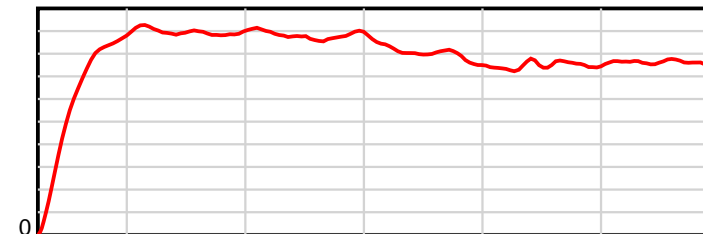
1150 m Finish

20 m/sec Speed



1150 m Finish

100 % Stride efficiency



1150 m Finish

Note: Horizontal distance axis grid lines are 200m furlongs.

Disclaimer.

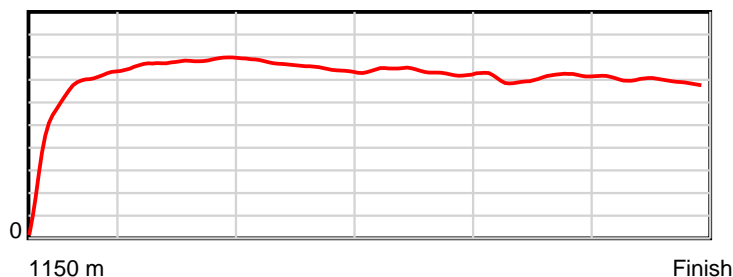
Tasracing Pty Ltd and Thoroughbred Ratings Pty Ltd accepts no responsibility for the completeness or accuracy of any of the information contained herein, and makes no representations about its suitability for any particular purpose. Users should make their own judgements about those matters and/or seek independent advice. You assume all risks associated with use of the data provided on this page.

Race Results

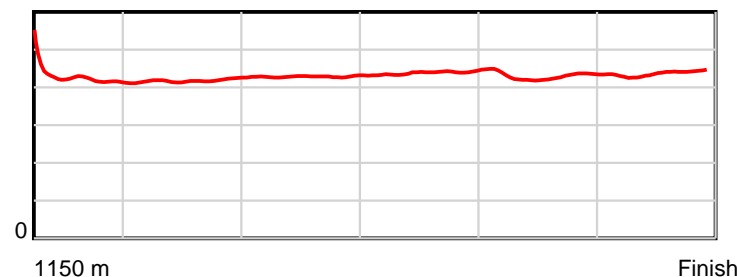
September 14, 2014, Race 7, CL2, Distance 1150m, Spreyton - Offset 0m

Result	TAB no.	Horse (Barrier)	1150 to	1000m to	800m to	600m to	400m to	200m to	Total or	Margin
4th	4	Fanesto (2)	1000m	800m	600m	400m	200m	WP	Average	
		Position in running (margin)	-	4(1.2)	4(1.9)	5(2.1)	6(1.6)	3(1.5)		1.20
		Sectional time (s)	11.02	10.54	11.24	12.46	11.93	12.46		
		Cumulative time (s)	69.65	58.63	48.09	36.86	24.39	12.46	1:09.65	
		Speed (m/s)	13.61	18.98	17.79	16.05	16.76	16.05	16.51	
		Stride length (m)	5.94	7.92	7.62	7.03	7.21	7.02	7.12	
		Stride duration (s)	0.439	0.417	0.428	0.438	0.430	0.438	0.431	
		Stride efficiency (%)	55.09	97.99	90.82	77.20	81.16	77.11	79.31	
		Stride count	25.26	25.26	26.23	28.45	27.75	28.47	161.42	

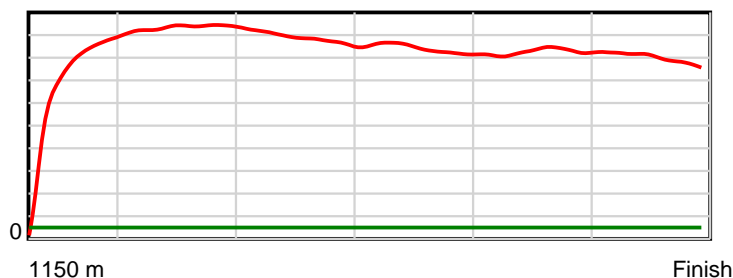
10 m Stride length



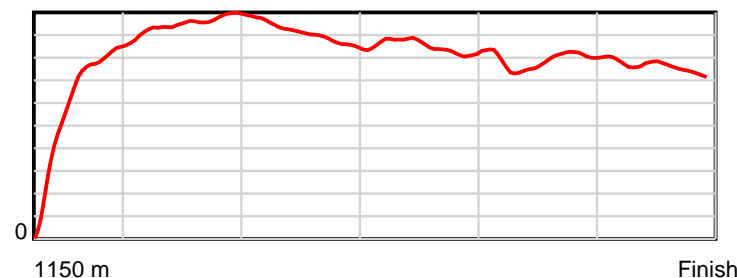
0.6 s Stride duration



20 m/sec Speed



100 % Stride efficiency



Note: Horizontal distance axis grid lines are 200m furlongs.

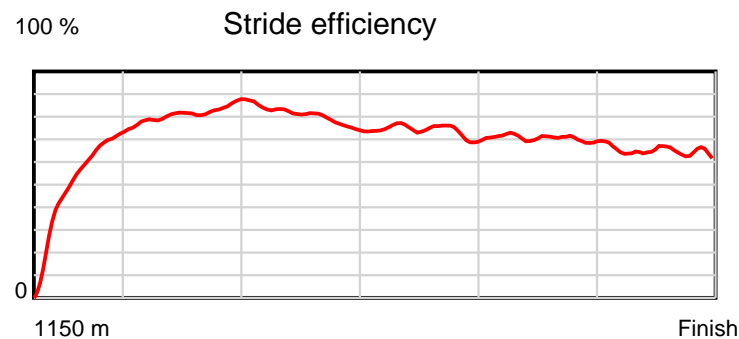
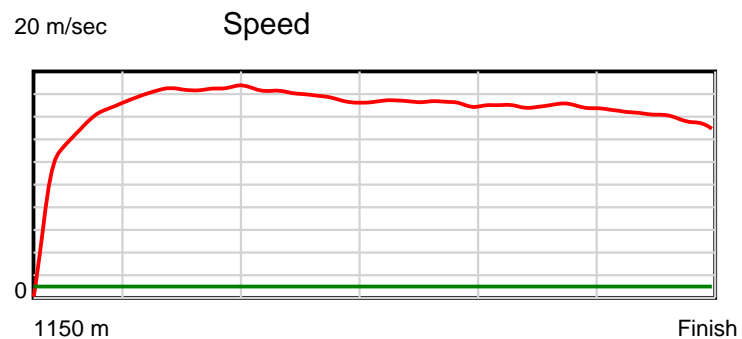
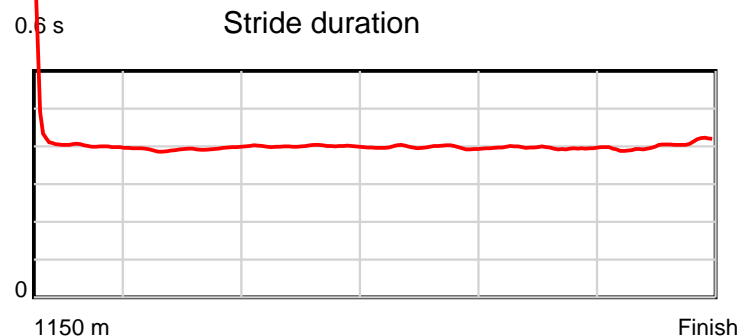
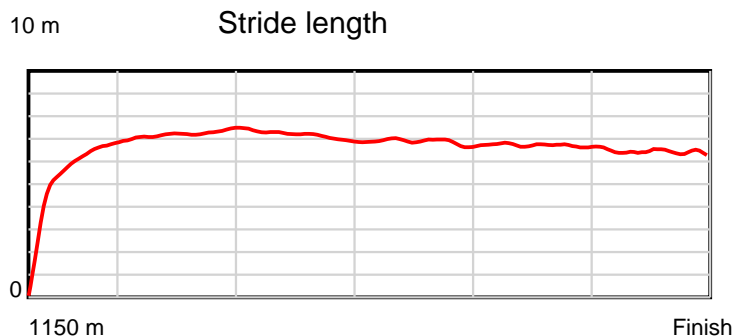
Disclaimer.

Tasracing Pty Ltd and Thoroughbred Ratings Pty Ltd accepts no responsibility for the completeness or accuracy of any of the information contained herein, and makes no representations about its suitability for any particular purpose. Users should make their own judgements about those matters and/or seek independent advice. You assume all risks associated with use of the data provided on this page.

Race Results

September 14, 2014, Race 7, CL2, Distance 1150m, Spreyton - Offset 0m

Result	TAB no.	Horse (Barrier)	1150 to	1000m to	800m to	600m to	400m to	200m to	Total or	Margin
5th	2	Osborne (9)	1000m	800m	600m	400m	200m	WP	Average	
		Position in running (margin)	-	9(4.3)	9(6.0)	9(6.8)	8(3.6)	6(2.9)		1.60
		Sectional time (s)	11.33	10.72	11.31	12.04	11.81	12.51		
		Cumulative time (s)	69.72	58.39	47.67	36.36	24.32	12.51	1:09.71	
		Speed (m/s)	13.24	18.66	17.68	16.61	16.93	15.99	16.49	
		Stride length (m)	5.42	7.32	7.08	6.61	6.70	6.46	6.60	
		Stride duration (s)	0.407	0.392	0.400	0.398	0.396	0.404	0.400	
		Stride efficiency (%)	45.99	83.75	78.33	68.22	70.20	65.21	68.03	
		Stride count	27.65	27.32	28.25	30.27	29.84	30.96	174.29	



Note: Horizontal distance axis grid lines are 200m furlongs.

Disclaimer.

Tasracing Pty Ltd and Thoroughbred Ratings Pty Ltd accepts no responsibility for the completeness or accuracy of any of the information contained herein, and makes no representations about its suitability for any particular purpose. Users should make their own judgements about those matters and/or seek independent advice. You assume all risks associated with use of the data provided on this page.

Race Results



September 14, 2014, Race 7, CL2, Distance 1150m, Spreyton - Offset 0m

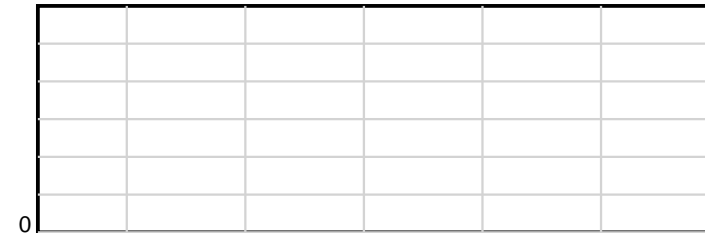
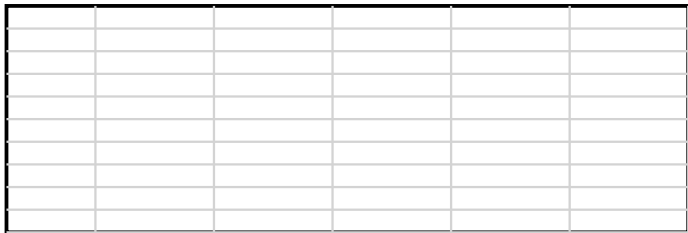
Result	TAB no.	Horse (Barrier)	1150 to	1000m to	800m to	600m to	400m to	200m to	Total or	Margin
6th	7	Braver (6)								
		Position in running (margin)								
		Sectional time (s)								
		Cumulative time (s)								
		Speed (m/s)								
		Stride length (m)								
		Stride duration (s)								
		Stride efficiency (%)								
		Stride count								

10 m

Stride length

0.6 s

Stride duration



1150 m

Finish

1150 m

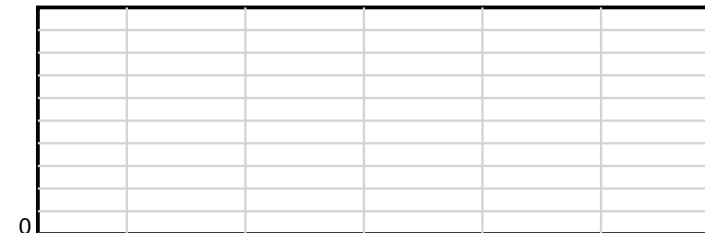
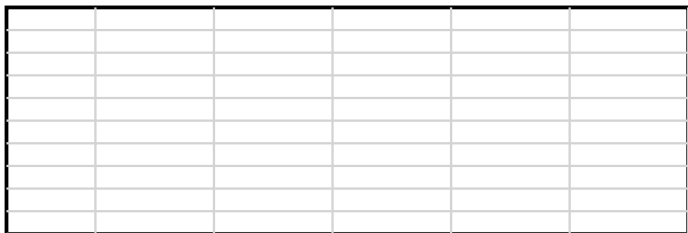
Finish

20 m/sec

Speed

100 %

Stride efficiency



1150 m

Finish

1150 m

Finish

Note: Horizontal distance axis grid lines are 200m furlongs.

Disclaimer.

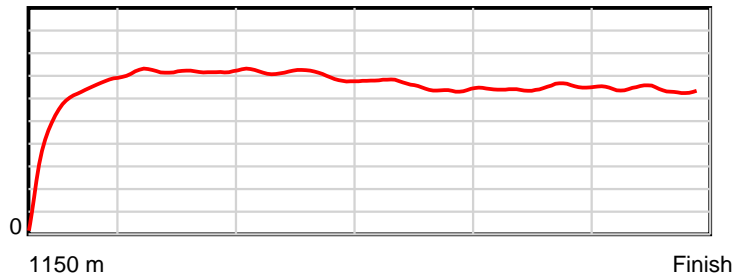
Tasracing Pty Ltd and Thoroughbred Ratings Pty Ltd accepts no responsibility for the completeness or accuracy of any of the information contained herein, and makes no representations about its suitability for any particular purpose. Users should make their own judgements about those matters and/or seek independent advice. You assume all risks associated with use of the data provided on this page.

Race Results

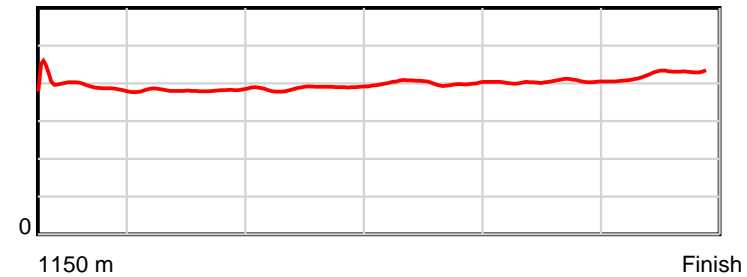
September 14, 2014, Race 7, CL2, Distance 1150m, Spreyton - Offset 0m

Result	TAB no.	Horse (Barrier)	1150 to	1000m to	800m to	600m to	400m to	200m to	Total or	Margin
7th	3	Bernaurd (12)	1000m	800m	600m	400m	200m	WP	Average	
		Position in running (margin)	-	5(1.4)	3(1.2)	2(0.2)	2(0.1)	4(1.6)		4.40
		Sectional time (s)	11.11	10.40	11.03	12.55	12.18	12.97		
		Cumulative time (s)	70.24	59.13	48.73	37.70	25.15	12.97	1:10.23	
		Speed (m/s)	13.51	19.23	18.13	15.94	16.42	15.42	16.37	
		Stride length (m)	5.36	7.33	7.03	6.38	6.64	6.54	6.54	
		Stride duration (s)	0.394	0.381	0.388	0.401	0.404	0.424	0.400	
		Stride efficiency (%)	44.93	83.89	77.21	63.68	68.85	66.84	66.90	
		Stride count	27.97	27.30	28.45	31.33	30.13	30.58	175.76	

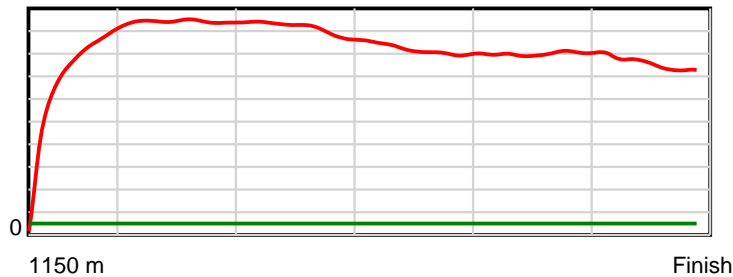
10 m Stride length



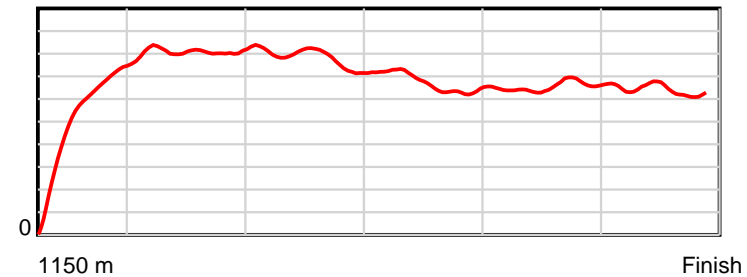
0.6 s Stride duration



20 m/sec Speed



100 % Stride efficiency



Note: Horizontal distance axis grid lines are 200m furlongs.

Disclaimer.

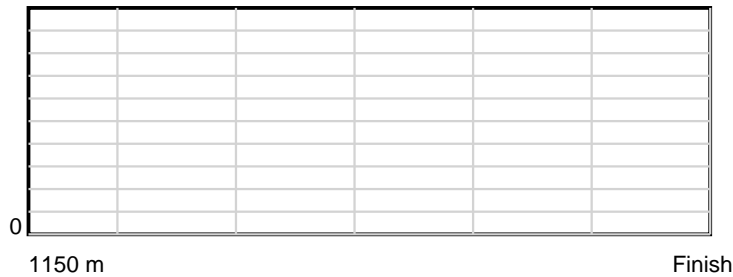
Tasracing Pty Ltd and Thoroughbred Ratings Pty Ltd accepts no responsibility for the completeness or accuracy of any of the information contained herein, and makes no representations about its suitability for any particular purpose. Users should make their own judgements about those matters and/or seek independent advice. You assume all risks associated with use of the data provided on this page.

Race Results


September 14, 2014, Race 7, CL2, Distance 1150m, Spreyton - Offset 0m

Result	TAB no.	Horse (Barrier)	1150 to	1000m to	800m to	600m to	400m to	200m to	Total or	Margin
8th	8	Geegees Red Ro... (3)								
		Position in running (margin)								
		Sectional time (s)								
		Cumulative time (s)								
		Speed (m/s)								
		Stride length (m)								
		Stride duration (s)								
		Stride efficiency (%)								
		Stride count								

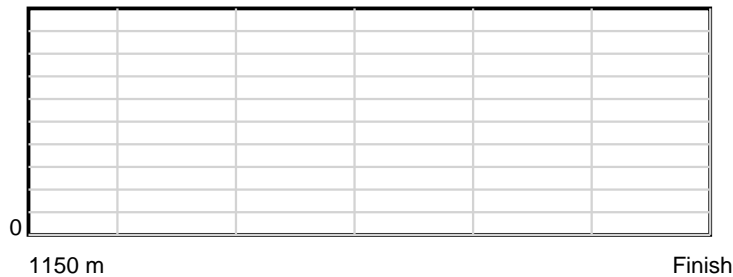
10 m Stride length



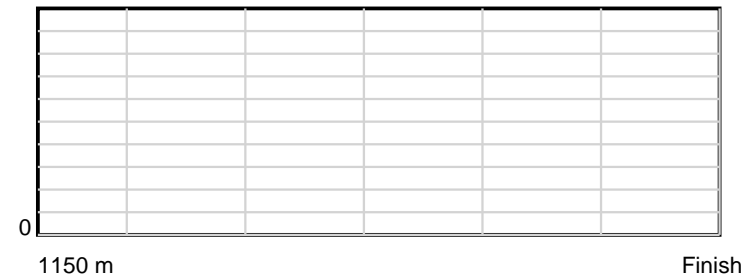
0.6 s Stride duration



20 m/sec Speed



100 % Stride efficiency



Note: Horizontal distance axis grid lines are 200m furlongs.

Disclaimer.

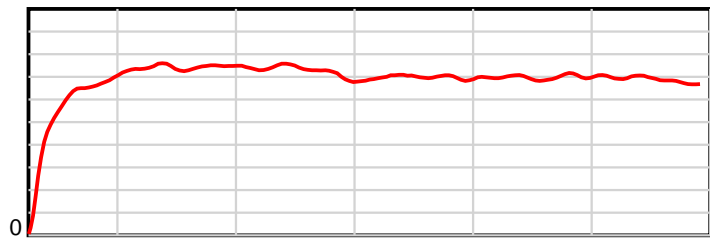
Tasracing Pty Ltd and Thoroughbred Ratings Pty Ltd accepts no responsibility for the completeness or accuracy of any of the information contained herein, and makes no representations about its suitability for any particular purpose. Users should make their own judgements about those matters and/or seek independent advice. You assume all risks associated with use of the data provided on this page.

Race Results

September 14, 2014, Race 7, CL2, Distance 1150m, Spreyton - Offset 0m

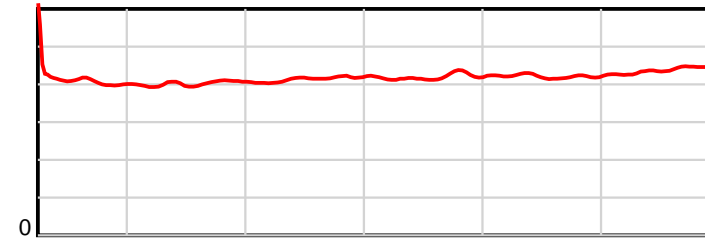
Result	TAB no.	Horse (Barrier)	1150 to	1000m to	800m to	600m to	400m to	200m to	Total or	Margin
9th	10	Kentucky Tea (4)	1000m	800m	600m	400m	200m	WP	Average	
		Position in running (margin)	-	8(3.4)	8(4.7)	8(6.6)	9(5.0)	9(4.7)		4.80
		Sectional time (s)	11.46	10.65	11.51	12.29	11.89	12.50		
		Cumulative time (s)	70.31	58.85	48.19	36.69	24.39	12.50	1:10.31	
		Speed (m/s)	13.09	18.78	17.38	16.27	16.82	16.00	16.36	
		Stride length (m)	5.42	7.55	7.17	6.81	7.08	7.00	6.84	
		Stride duration (s)	0.411	0.402	0.413	0.419	0.421	0.438	0.418	
		Stride efficiency (%)	45.87	89.00	80.44	72.48	78.38	76.67	73.02	
		Stride count	27.69	26.50	27.88	29.37	28.24	28.55	168.23	

10 m Stride length



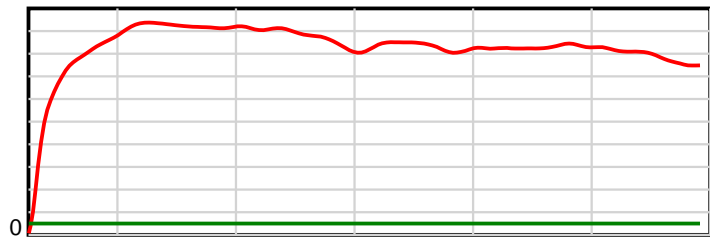
1150 m Finish

0.6 s Stride duration



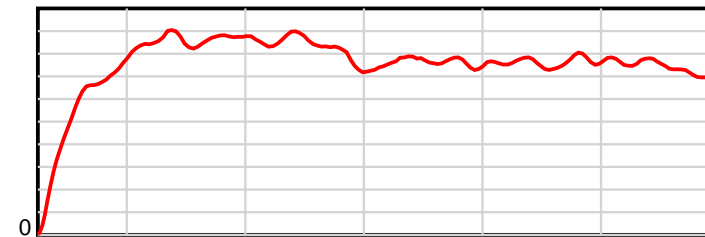
1150 m Finish

20 m/sec Speed



1150 m Finish

100 % Stride efficiency



1150 m Finish

Note: Horizontal distance axis grid lines are 200m furlongs.

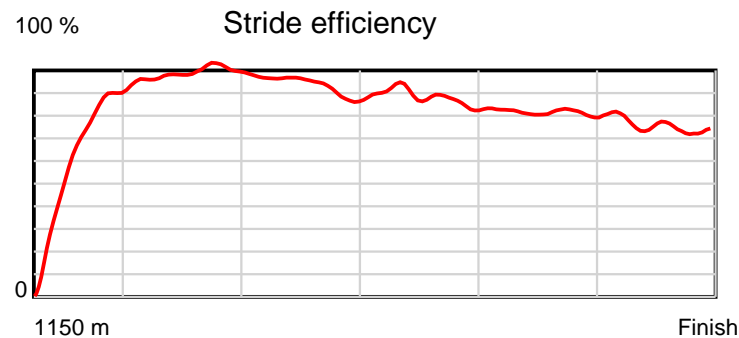
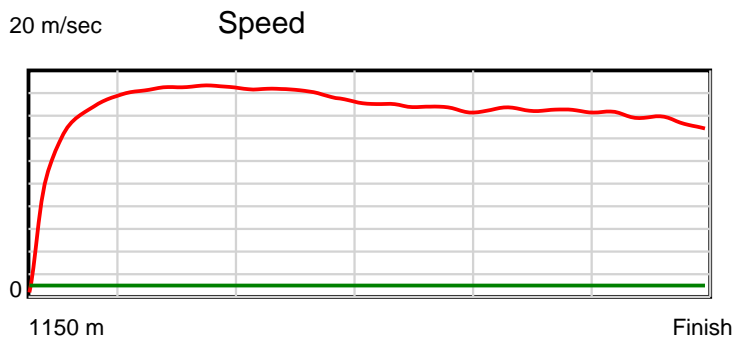
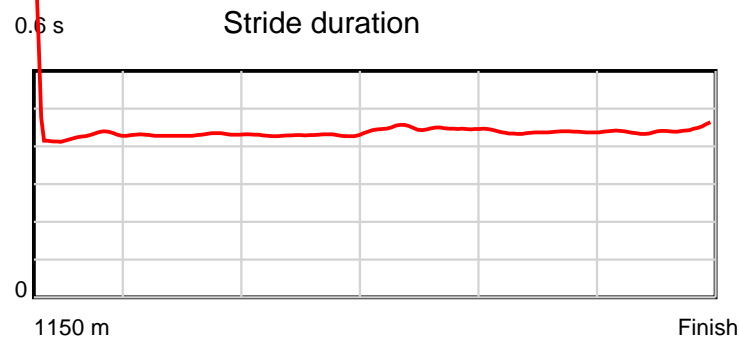
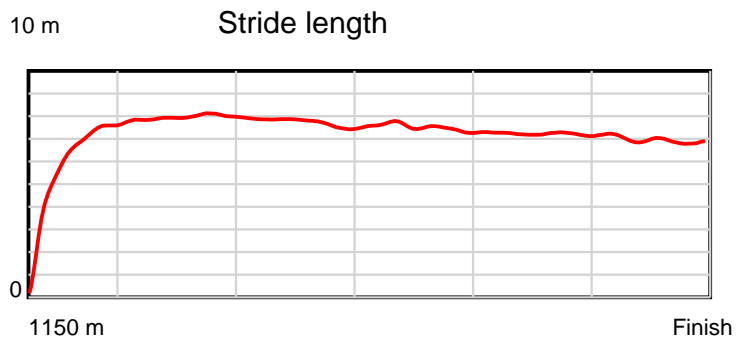
Disclaimer.

Tasracing Pty Ltd and Thoroughbred Ratings Pty Ltd accepts no responsibility for the completeness or accuracy of any of the information contained herein, and makes no representations about its suitability for any particular purpose. Users should make their own judgements about those matters and/or seek independent advice. You assume all risks associated with use of the data provided on this page.

Race Results

September 14, 2014, Race 7, CL2, Distance 1150m, Spreyton - Offset 0m

Result	TAB no.	Horse (Barrier)	1150 to	1000m to	800m to	600m to	400m to	200m to	Total or	Margin
10th	12	Poucher (10)	1000m	800m	600m	400m	200m	WP	Average	
		Position in running (margin)	-	3(0.3)	5(2.0)	6(2.6)	7(2.3)	7(3.5)		5.30
		Sectional time (s)	11.07	10.72	11.28	12.51	12.15	12.67		
		Cumulative time (s)	70.40	59.33	48.61	37.33	24.82	12.67	1:10.40	
		Speed (m/s)	13.55	18.66	17.73	15.99	16.46	15.79	16.33	
		Stride length (m)	6.16	8.04	7.61	7.16	7.20	7.01	7.20	
		Stride duration (s)	0.446	0.431	0.429	0.448	0.438	0.444	0.441	
		Stride efficiency (%)	59.31	100.90	90.47	80.11	81.12	76.82	80.98	
		Stride count	24.35	24.89	26.29	27.93	27.76	28.53	159.75	



Note: Horizontal distance axis grid lines are 200m furlongs.

Disclaimer.

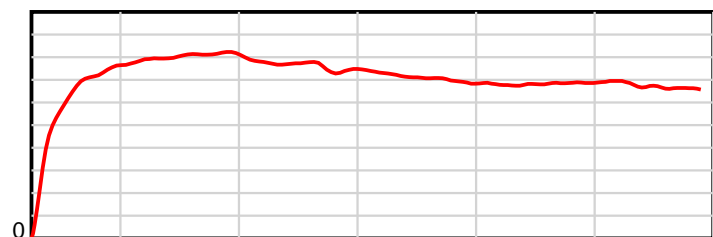
Tasracing Pty Ltd and Thoroughbred Ratings Pty Ltd accepts no responsibility for the completeness or accuracy of any of the information contained herein, and makes no representations about its suitability for any particular purpose. Users should make their own judgements about those matters and/or seek independent advice. You assume all risks associated with use of the data provided on this page.

Race Results

September 14, 2014, Race 7, CL2, Distance 1150m, Spreyton - Offset 0m

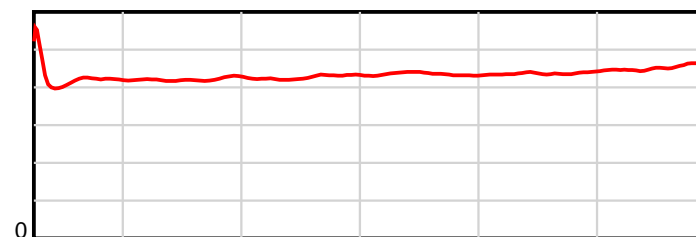
Result	TAB no.	Horse (Barrier)	1150 to	1000m to	800m to	600m to	400m to	200m to	Total or	Margin
11th	13	Miss Beautymat... (1)	1000m	800m	600m	400m	200m	WP	Average	
		Position in running (margin)	-	2(0.2)	1(0.0)	1(0.0)	3(0.9)	8(3.5)		5.60
		Sectional time (s)	10.55	10.40	11.19	12.70	12.38	13.23		
		Cumulative time (s)	70.46	59.91	49.51	38.32	25.62	13.23	1:10.45	
		Speed (m/s)	14.22	19.23	17.87	15.75	16.16	15.12	16.32	
		Stride length (m)	5.91	8.10	7.62	6.85	7.06	6.84	7.05	
		Stride duration (s)	0.431	0.421	0.427	0.435	0.437	0.453	0.432	
		Stride efficiency (%)	54.51	102.62	90.83	73.28	77.85	73.07	77.68	
		Stride count	25.40	24.68	26.23	29.21	28.34	29.25	163.11	

10 m Stride length



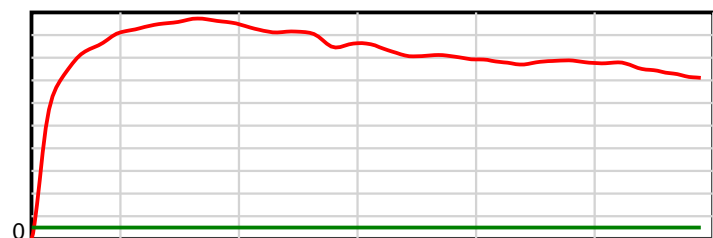
1150 m Finish

0.6 s Stride duration



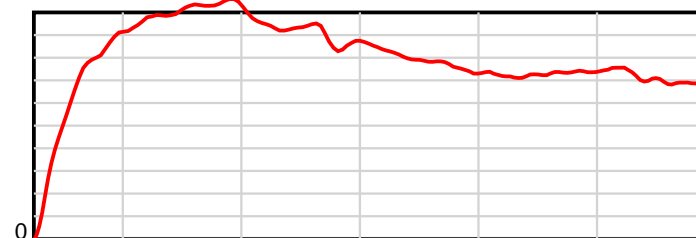
1150 m Finish

20 m/sec Speed



1150 m Finish

100 % Stride efficiency



1150 m Finish

Note: Horizontal distance axis grid lines are 200m furlongs.

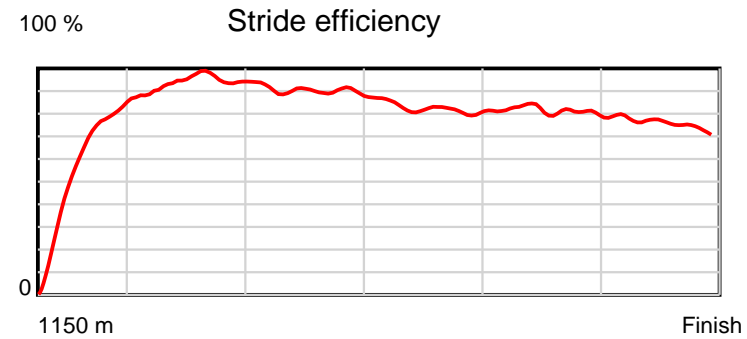
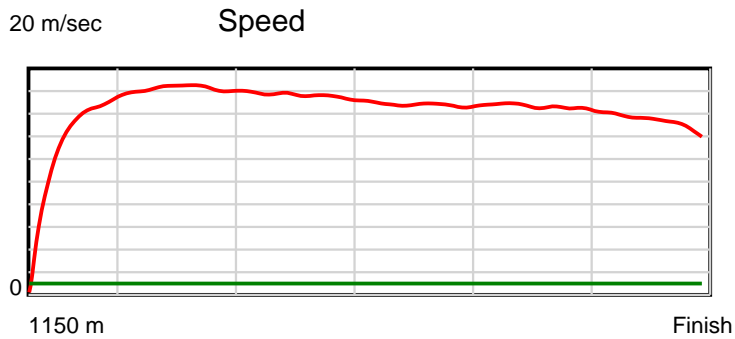
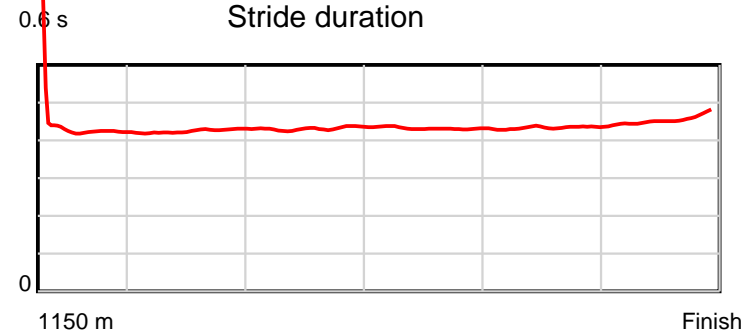
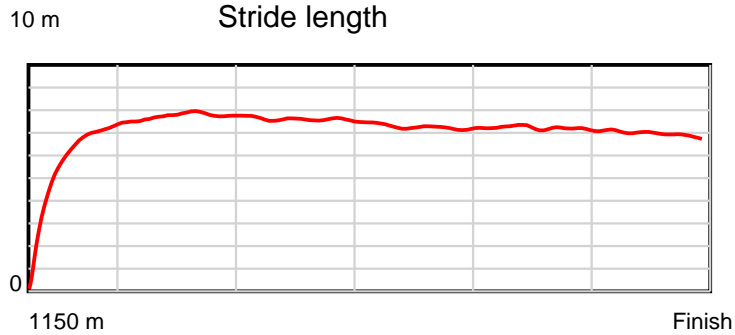
Disclaimer.

Tasracing Pty Ltd and Thoroughbred Ratings Pty Ltd accepts no responsibility for the completeness or accuracy of any of the information contained herein, and makes no representations about its suitability for any particular purpose. Users should make their own judgements about those matters and/or seek independent advice. You assume all risks associated with use of the data provided on this page.

Race Results

September 14, 2014, Race 7, CL2, Distance 1150m, Spreyton - Offset 0m

Result	TAB no.	Horse (Barrier)	1150 to	1000m to	800m to	600m to	400m to	200m to	Total or	Margin
12th	6	All I Got (7)	1000m	800m	600m	400m	200m	WP	Average	
		Position in running (margin)	-	10(4.4)	10(6.1)	10(7.0)	10(5.8)	10(5.9)		8.50
		Sectional time (s)	11.62	10.71	11.35	12.36	11.95	13.01		
		Cumulative time (s)	71.00	59.38	48.67	37.32	24.96	13.01	1:11.00	
		Speed (m/s)	12.90	18.67	17.62	16.18	16.74	15.37	16.20	
		Stride length (m)	6.02	7.92	7.59	6.99	7.25	7.02	7.13	
		Stride duration (s)	0.460	0.424	0.431	0.432	0.433	0.456	0.440	
		Stride efficiency (%)	56.62	98.00	90.10	76.42	82.13	76.90	79.52	
		Stride count	24.92	25.25	26.34	28.60	27.59	28.51	161.21	



Note: Horizontal distance axis grid lines are 200m furlongs.

Disclaimer.

Tasracing Pty Ltd and Thoroughbred Ratings Pty Ltd accepts no responsibility for the completeness or accuracy of any of the information contained herein, and makes no representations about its suitability for any particular purpose. Users should make their own judgements about those matters and/or seek independent advice. You assume all risks associated with use of the data provided on this page.