



Race Results

Tasmanian Racing Club, Hobart, September 21, 2014

Compilation date: September 22, 2014, 11:20:49 AM (EST)

Copyright © 2014 Tasracing Pty Ltd. All rights reserved.

Trademarks.

StrideMASTER is a registered trademark of Thoroughbred Ratings Pty Ltd.

Disclaimer.

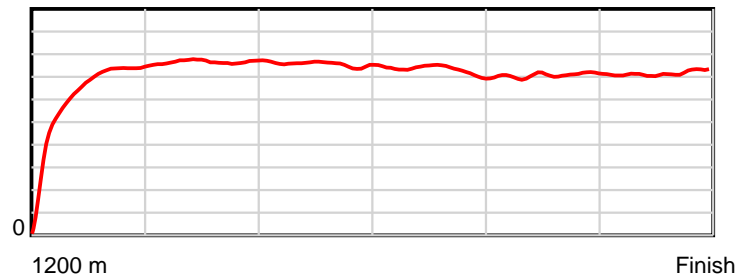
Tasracing Pty Ltd and Thoroughbred Ratings Pty Ltd accepts no responsibility for the completeness or accuracy of any of the information contained herein, and makes no representations about its suitability for any particular purpose. Users should make their own judgements about those matters and/or seek independent advice. You assume all risks associated with use of the data provided on this page.

Race Results

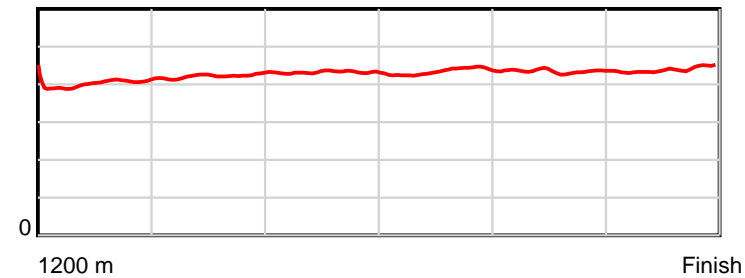
September 21, 2014, Race 2, 3UP MDN-SW, Distance 1200m, Elwick Course Proper - Offset 3m

Result	TAB no.	Horse (Barrier)	1200 to	1000m to	800m to	600m to	400m to	200m to	Total or	Margin
1st	11	Ohsotuf (5)	1000m	800m	600m	400m	200m	WP	Average	
		Position in running (margin)	-	5(2.6)	8(2.6)	8(4.0)	7(3.4)	5(2.3)		0.00
		Sectional time (s)	14.15	10.84	11.40	12.09	12.24	12.21		
		Cumulative time (s)	72.93	58.78	47.94	36.54	24.45	12.21	1:12.93	
		Speed (m/s)	14.13	18.45	17.54	16.54	16.34	16.38	16.45	
		Stride length (m)	5.70	7.78	7.58	7.17	7.11	7.19	7.02	
		Stride duration (s)	0.403	0.422	0.432	0.434	0.435	0.439	0.426	
		Stride efficiency (%)	50.75	94.55	89.75	80.35	78.90	80.79	76.92	
		Stride count	35.09	25.71	26.39	27.89	28.15	27.81	171.04	

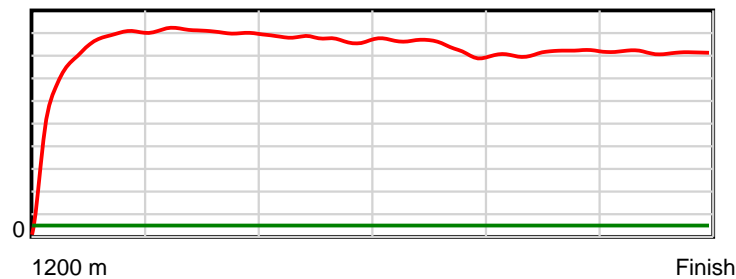
10 m Stride length



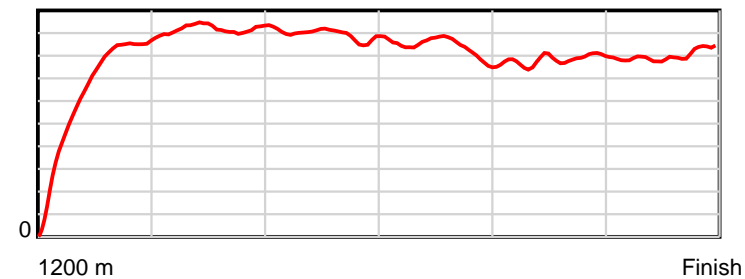
0.6 s Stride duration



20 m/sec Speed



100 % Stride efficiency



Note: Horizontal distance axis grid lines are 200m furlongs.

Disclaimer.

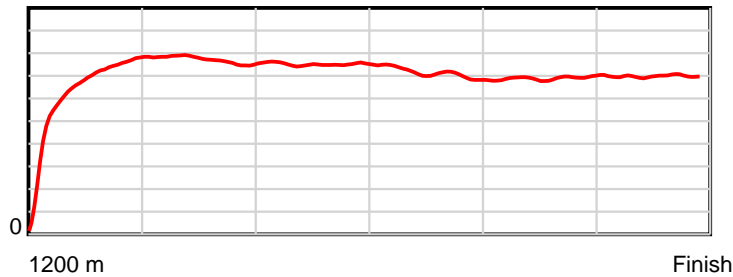
Tasracing Pty Ltd and Thoroughbred Ratings Pty Ltd accepts no responsibility for the completeness or accuracy of any of the information contained herein, and makes no representations about its suitability for any particular purpose. Users should make their own judgements about those matters and/or seek independent advice. You assume all risks associated with use of the data provided on this page.

Race Results

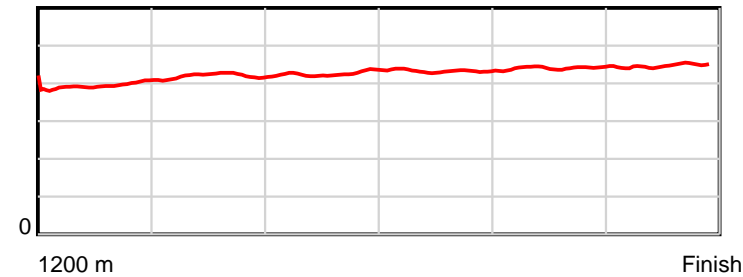
September 21, 2014, Race 2, 3UP MDN-SW, Distance 1200m, Elwick Course Proper - Offset 3m

Result	TAB no.	Horse (Barrier)	1200 to	1000m to	800m to	600m to	400m to	200m to	Total or	Margin
2nd	12	Hyperbole (6)	1000m	800m	600m	400m	200m	WP	Average	
		Position in running (margin)	-	2(1.1)	1(0.0)	1(0.0)	2(0.5)	2(0.7)		1.30
		Sectional time (s)	13.96	10.65	11.18	12.25	12.47	12.66		
		Cumulative time (s)	73.17	59.21	48.56	37.38	25.13	12.66	1:13.17	
		Speed (m/s)	14.33	18.78	17.89	16.33	16.04	15.80	16.40	
		Stride length (m)	5.67	7.88	7.61	7.07	7.05	7.06	6.98	
		Stride duration (s)	0.401	0.420	0.425	0.433	0.439	0.447	0.426	
		Stride efficiency (%)	50.23	97.13	90.51	78.03	77.61	77.95	76.13	
		Stride count	35.27	25.37	26.28	28.30	28.38	28.32	171.92	

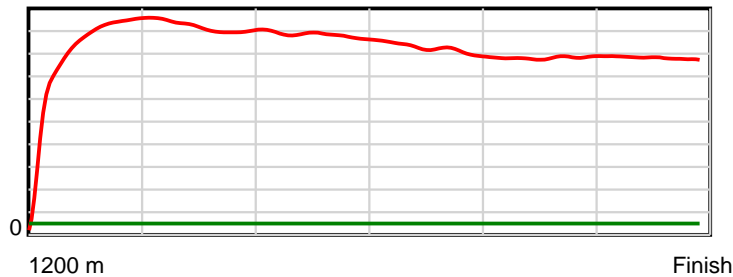
10 m Stride length



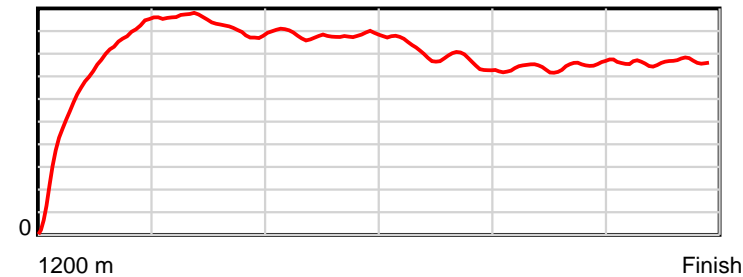
0.6 s Stride duration



20 m/sec Speed



100 % Stride efficiency



Note: Horizontal distance axis grid lines are 200m furlongs.

Disclaimer.

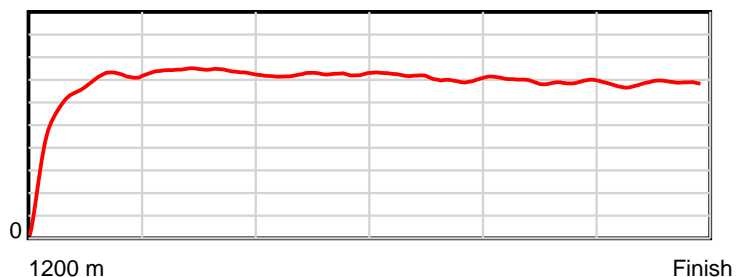
Tasracing Pty Ltd and Thoroughbred Ratings Pty Ltd accepts no responsibility for the completeness or accuracy of any of the information contained herein, and makes no representations about its suitability for any particular purpose. Users should make their own judgements about those matters and/or seek independent advice. You assume all risks associated with use of the data provided on this page.

Race Results

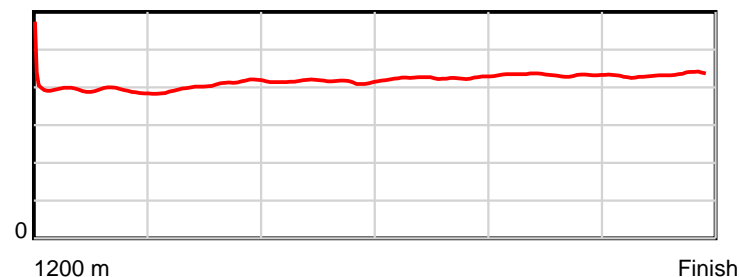
September 21, 2014, Race 2, 3UP MDN-SW, Distance 1200m, Elwick Course Proper - Offset 3m

Result	TAB no.	Horse (Barrier)	1200 to	1000m to	800m to	600m to	400m to	200m to	Total or	Margin
3rd	5	Another Charle... (4)	1000m	800m	600m	400m	200m	WP	Average	
		Position in running (margin)	-	4(2.2)	5(2.0)	5(2.5)	5(2.3)	4(1.8)		1.40
		Sectional time (s)	14.22	10.79	11.27	12.15	12.35	12.42		
		Cumulative time (s)	73.19	58.97	48.19	36.92	24.77	12.42	1:13.18	
		Speed (m/s)	14.07	18.54	17.75	16.46	16.19	16.10	16.40	
		Stride length (m)	5.67	7.52	7.37	6.98	7.01	6.97	6.86	
		Stride duration (s)	0.398	0.406	0.415	0.424	0.433	0.433	0.418	
		Stride efficiency (%)	50.18	88.33	84.80	76.10	76.79	75.94	73.54	
		Stride count	35.30	26.60	27.15	28.66	28.53	28.69	174.93	

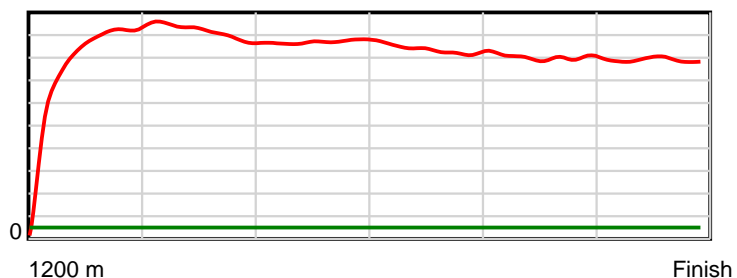
10 m Stride length



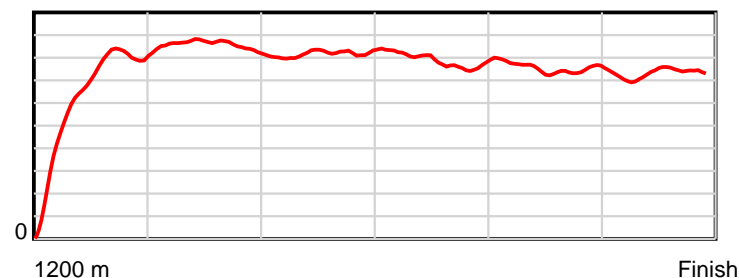
0.6 s Stride duration



20 m/sec Speed



100 % Stride efficiency



Note: Horizontal distance axis grid lines are 200m furlongs.

Disclaimer.

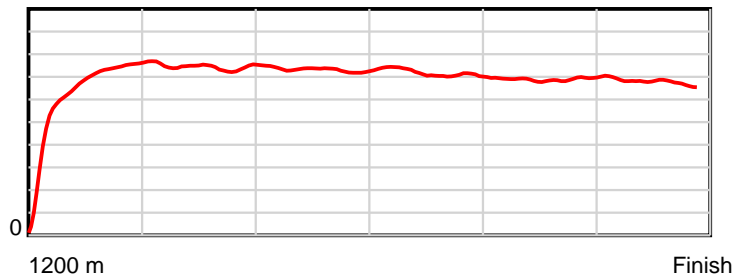
Tasracing Pty Ltd and Thoroughbred Ratings Pty Ltd accepts no responsibility for the completeness or accuracy of any of the information contained herein, and makes no representations about its suitability for any particular purpose. Users should make their own judgements about those matters and/or seek independent advice. You assume all risks associated with use of the data provided on this page.

Race Results

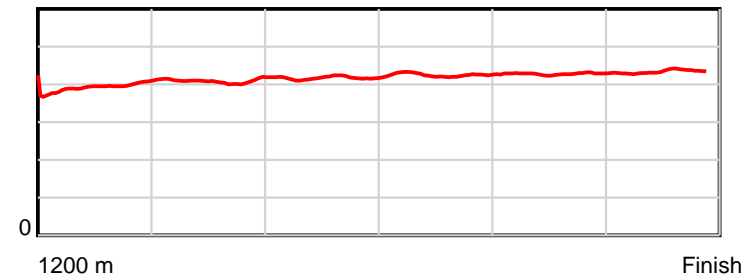
September 21, 2014, Race 2, 3UP MDN-SW, Distance 1200m, Elwick Course Proper - Offset 3m

Result	TAB no.	Horse (Barrier)	1200 to	1000m to	800m to	600m to	400m to	200m to	Total or	Margin
4th	9	Gee Gees Supre... (9)	1000m	800m	600m	400m	200m	WP	Average	
		Position in running (margin)	-	6(2.8)	4(0.9)	4(1.3)	3(0.9)	3(0.7)		1.60
		Sectional time (s)	14.24	10.51	11.25	12.12	12.39	12.71		
		Cumulative time (s)	73.22	58.98	48.47	37.22	25.10	12.71	1:13.22	
		Speed (m/s)	14.04	19.03	17.78	16.50	16.14	15.74	16.39	
		Stride length (m)	5.74	7.76	7.41	7.00	6.90	6.83	6.88	
		Stride duration (s)	0.408	0.408	0.416	0.425	0.427	0.434	0.420	
		Stride efficiency (%)	51.54	94.18	85.72	76.64	74.31	72.99	73.97	
		Stride count	34.83	25.76	27.00	28.56	29.00	29.26	174.41	

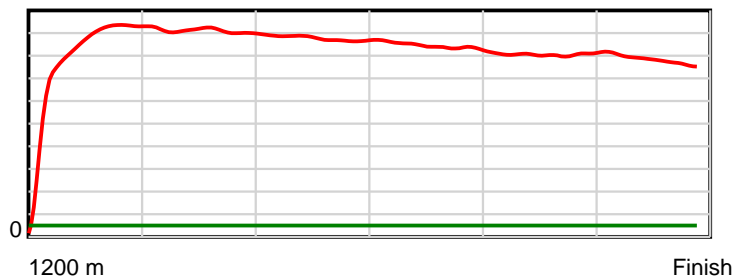
10 m Stride length



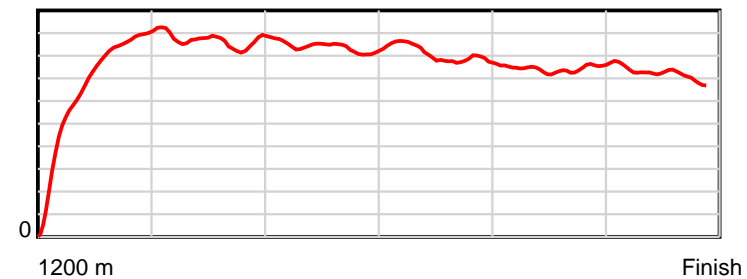
0.6 s Stride duration



20 m/sec Speed



100 % Stride efficiency



Note: Horizontal distance axis grid lines are 200m furlongs.

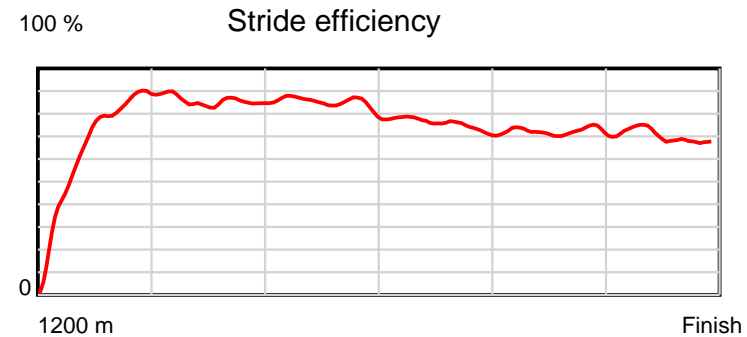
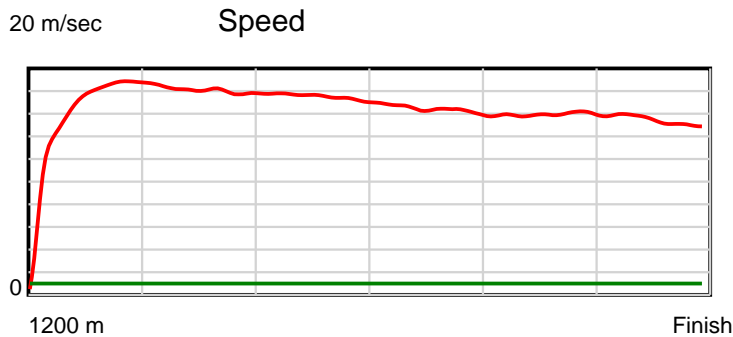
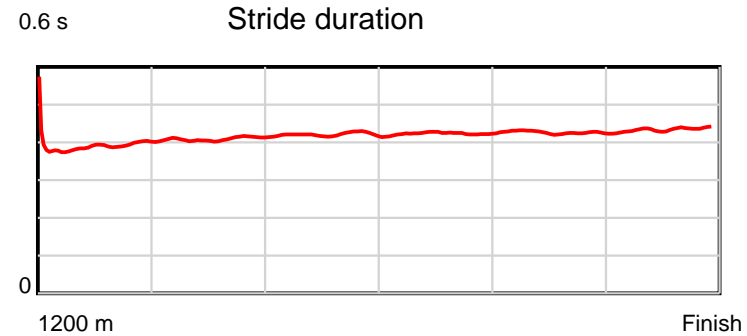
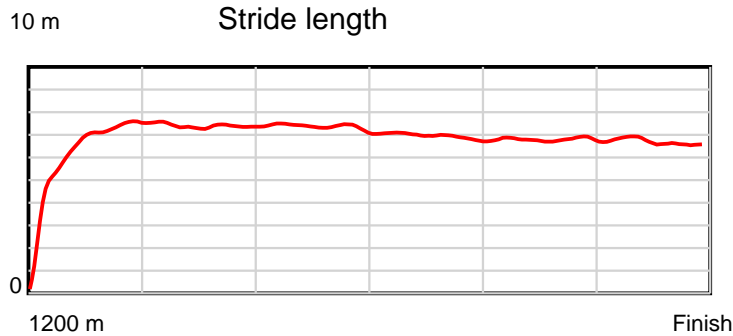
Disclaimer.

Tasracing Pty Ltd and Thoroughbred Ratings Pty Ltd accepts no responsibility for the completeness or accuracy of any of the information contained herein, and makes no representations about its suitability for any particular purpose. Users should make their own judgements about those matters and/or seek independent advice. You assume all risks associated with use of the data provided on this page.

Race Results

September 21, 2014, Race 2, 3UP MDN-SW, Distance 1200m, Elwick Course Proper - Offset 3m

Result	TAB no.	Horse (Barrier)	1200 to	1000m to	800m to	600m to	400m to	200m to	Total or	Margin
5th	1	Flight Mode (3)	1000m	800m	600m	400m	200m	WP	Average	
		Position in running (margin)	-	1(0.0)	2(0.3)	2(0.4)	1(0.0)	1(0.0)		1.90
		Sectional time (s)	13.70	10.88	11.19	12.11	12.43	12.96		
		Cumulative time (s)	73.28	59.58	48.70	37.51	25.39	12.96	1:13.28	
		Speed (m/s)	14.60	18.38	17.87	16.52	16.09	15.43	16.38	
		Stride length (m)	5.63	7.52	7.52	6.98	6.86	6.70	6.80	
		Stride duration (s)	0.388	0.409	0.421	0.423	0.427	0.434	0.415	
		Stride efficiency (%)	49.49	88.28	88.37	76.14	73.59	70.11	72.32	
		Stride count	35.54	26.61	26.60	28.65	29.14	29.86	176.40	



Note: Horizontal distance axis grid lines are 200m furlongs.

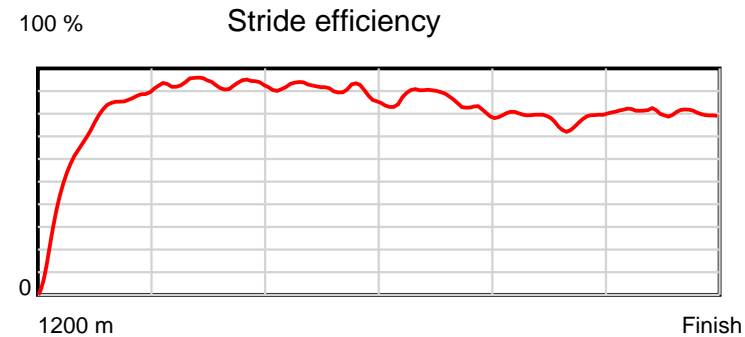
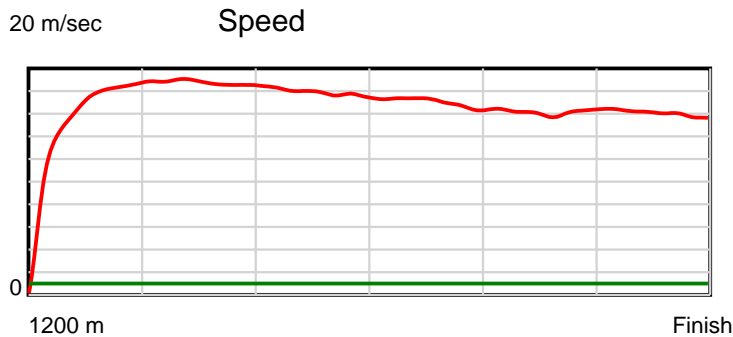
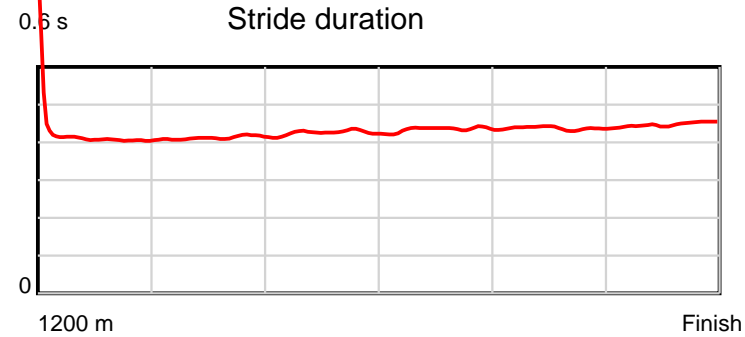
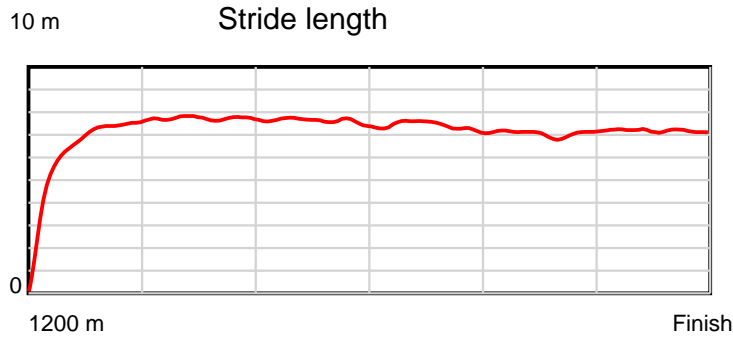
Disclaimer.

Tasracing Pty Ltd and Thoroughbred Ratings Pty Ltd accepts no responsibility for the completeness or accuracy of any of the information contained herein, and makes no representations about its suitability for any particular purpose. Users should make their own judgements about those matters and/or seek independent advice. You assume all risks associated with use of the data provided on this page.

Race Results

September 21, 2014, Race 2, 3UP MDN-SW, Distance 1200m, Elwick Course Proper - Offset 3m

Result	TAB no.	Horse (Barrier)	1200 to	1000m to	800m to	600m to	400m to	200m to	Total or	Margin
6th	10	Livermore (12)	1000m	800m	600m	400m	200m	WP	Average	
		Position in running (margin)	-	8(4.0)	7(2.6)	6(3.1)	6(2.6)	6(2.3)		2.00
		Sectional time (s)	14.52	10.59	11.26	12.10	12.38	12.45		
		Cumulative time (s)	73.30	58.78	48.19	36.94	24.83	12.45	1:13.29	
		Speed (m/s)	13.78	18.89	17.76	16.53	16.16	16.06	16.37	
		Stride length (m)	6.11	7.79	7.57	7.18	7.06	7.20	7.11	
		Stride duration (s)	0.439	0.412	0.426	0.435	0.437	0.448	0.434	
		Stride efficiency (%)	58.32	94.82	89.62	80.62	77.99	80.99	79.01	
		Stride count	32.74	25.68	26.41	27.84	28.31	27.78	168.76	



Note: Horizontal distance axis grid lines are 200m furlongs.

Disclaimer.

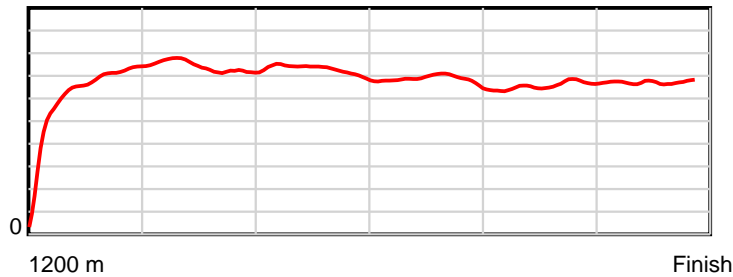
Tasracing Pty Ltd and Thoroughbred Ratings Pty Ltd accepts no responsibility for the completeness or accuracy of any of the information contained herein, and makes no representations about its suitability for any particular purpose. Users should make their own judgements about those matters and/or seek independent advice. You assume all risks associated with use of the data provided on this page.

Race Results

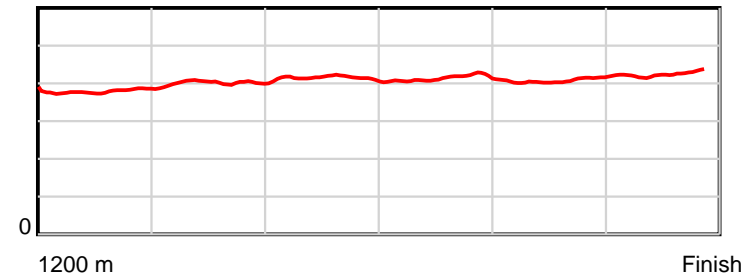
September 21, 2014, Race 2, 3UP MDN-SW, Distance 1200m, Elwick Course Proper - Offset 3m

Result	TAB no.	Horse (Barrier)	1200 to	1000m to	800m to	600m to	400m to	200m to	Total or	Margin
7th	2	Kadann (2)	1000m	800m	600m	400m	200m	WP	Average	
		Position in running (margin)	-	10(6.6)	10(5.2)	9(5.2)	9(4.6)	8(3.4)		3.50
		Sectional time (s)	14.85	10.61	11.18	12.06	12.24	12.63		
		Cumulative time (s)	73.57	58.72	48.11	36.93	24.87	12.63	1:13.56	
		Speed (m/s)	13.46	18.85	17.89	16.58	16.34	15.84	16.31	
		Stride length (m)	5.33	7.55	7.42	6.84	6.64	6.73	6.67	
		Stride duration (s)	0.394	0.401	0.415	0.413	0.407	0.425	0.409	
		Stride efficiency (%)	44.45	89.12	86.09	73.18	69.00	70.68	69.45	
		Stride count	37.50	26.48	26.95	29.23	30.10	29.74	180.00	

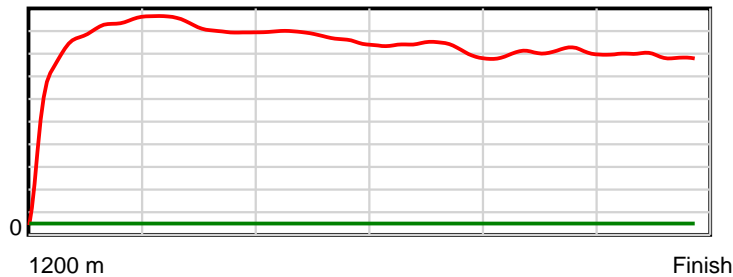
10 m Stride length



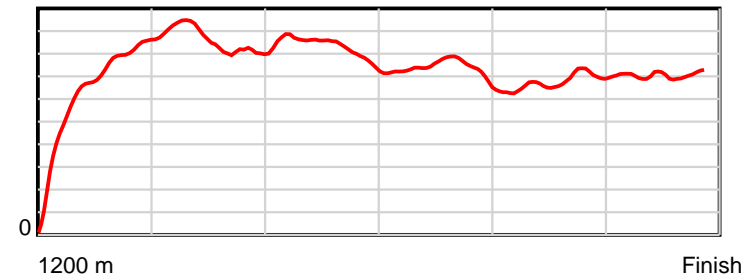
0.6 s Stride duration



20 m/sec Speed



100 % Stride efficiency



Note: Horizontal distance axis grid lines are 200m furlongs.

Disclaimer.

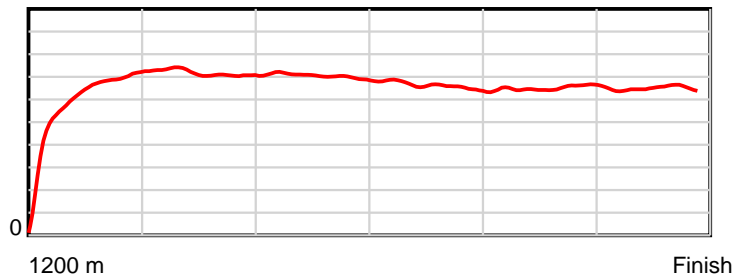
Tasracing Pty Ltd and Thoroughbred Ratings Pty Ltd accepts no responsibility for the completeness or accuracy of any of the information contained herein, and makes no representations about its suitability for any particular purpose. Users should make their own judgements about those matters and/or seek independent advice. You assume all risks associated with use of the data provided on this page.

Race Results

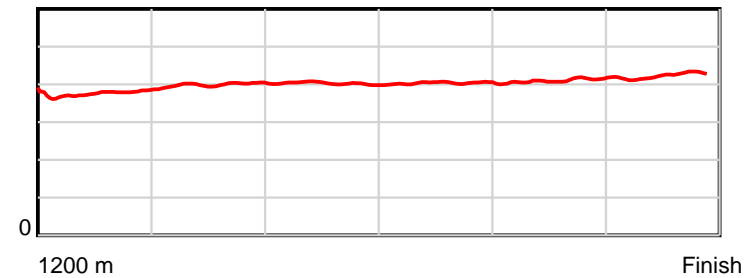
September 21, 2014, Race 2, 3UP MDN-SW, Distance 1200m, Elwick Course Proper - Offset 3m

Result	TAB no.	Horse (Barrier)	1200 to	1000m to	800m to	600m to	400m to	200m to	Total or	Margin
8th	6	Charismax (1)	1000m	800m	600m	400m	200m	WP	Average	
		Position in running (margin)	-	3(1.4)	6(2.1)	7(3.3)	4(2.2)	7(2.3)		5.00
		Sectional time (s)	14.09	10.94	11.38	11.99	12.45	12.99		
		Cumulative time (s)	73.85	59.76	48.82	37.44	25.45	12.99	1:13.84	
		Speed (m/s)	14.19	18.28	17.57	16.68	16.06	15.40	16.25	
		Stride length (m)	5.33	7.30	7.08	6.74	6.56	6.51	6.52	
		Stride duration (s)	0.373	0.399	0.403	0.404	0.408	0.423	0.401	
		Stride efficiency (%)	44.33	83.18	78.30	70.93	67.19	66.16	66.36	
		Stride count	37.55	27.41	28.25	29.69	30.50	30.74	184.14	

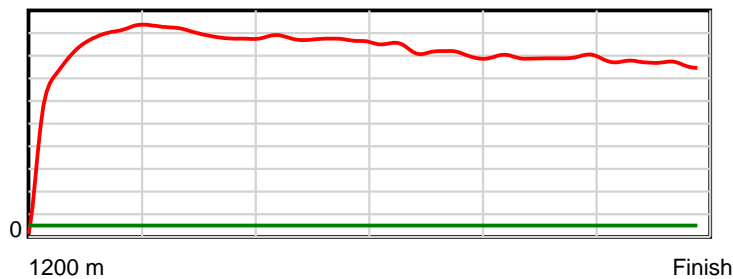
10 m Stride length



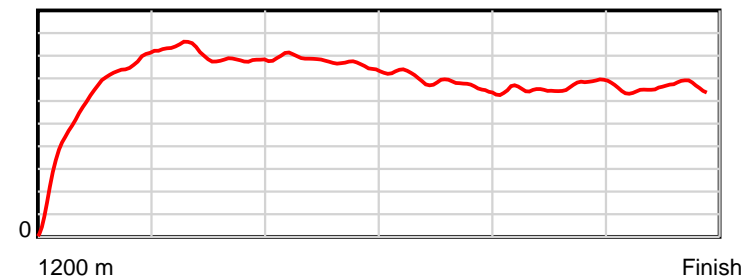
0.6 s Stride duration



20 m/sec Speed



100 % Stride efficiency



Note: Horizontal distance axis grid lines are 200m furlongs.

Disclaimer.

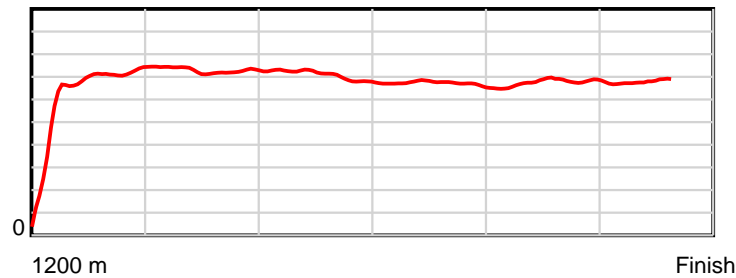
Tasracing Pty Ltd and Thoroughbred Ratings Pty Ltd accepts no responsibility for the completeness or accuracy of any of the information contained herein, and makes no representations about its suitability for any particular purpose. Users should make their own judgements about those matters and/or seek independent advice. You assume all risks associated with use of the data provided on this page.

Race Results

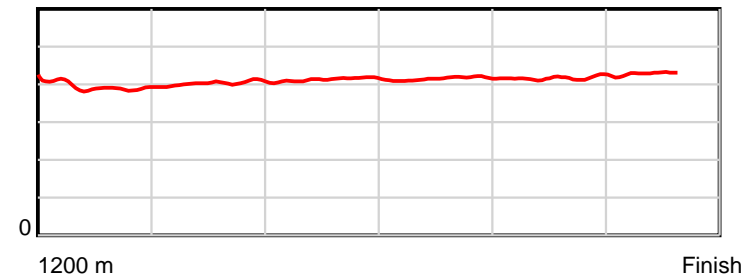
September 21, 2014, Race 2, 3UP MDN-SW, Distance 1200m, Elwick Course Proper - Offset 3m

Result	TAB no.	Horse (Barrier)	1200 to	1000m to	800m to	600m to	400m to	200m to	Total or	Margin
9th	8	Maywyns Otra (10)	1000m	800m	600m	400m	200m	WP	Average	
		Position in running (margin)	-	12(9.6)	12(7.6)	11(6.9)	11(6.3)	9(5.4)		5.50
		Sectional time (s)	15.51	10.49	11.06	12.08	12.28	12.52		
		Cumulative time (s)	73.95	58.44	47.95	36.88	24.80	12.52	1:13.95	
		Speed (m/s)	12.90	19.07	18.08	16.56	16.29	15.97	16.23	
		Stride length (m)	5.76	7.60	7.43	6.87	6.76	6.81	6.82	
		Stride duration (s)	0.438	0.399	0.411	0.415	0.415	0.426	0.420	
		Stride efficiency (%)	51.89	90.14	86.16	73.65	71.47	72.49	72.62	
		Stride count	34.71	26.33	26.93	29.13	29.57	29.36	176.03	

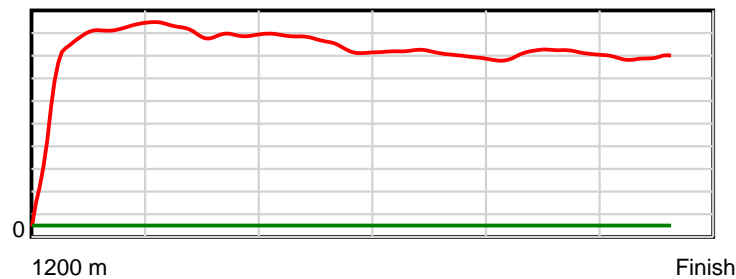
10 m Stride length



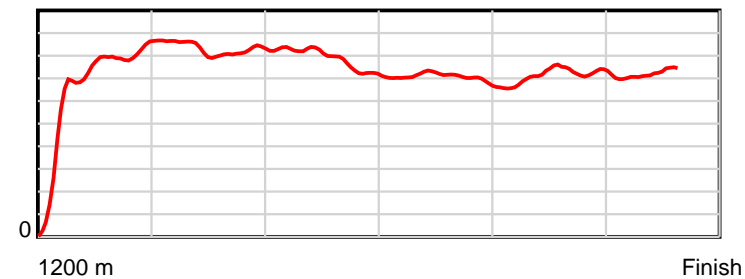
0.6 s Stride duration



20 m/sec Speed



100 % Stride efficiency



Note: Horizontal distance axis grid lines are 200m furlongs.

Disclaimer.

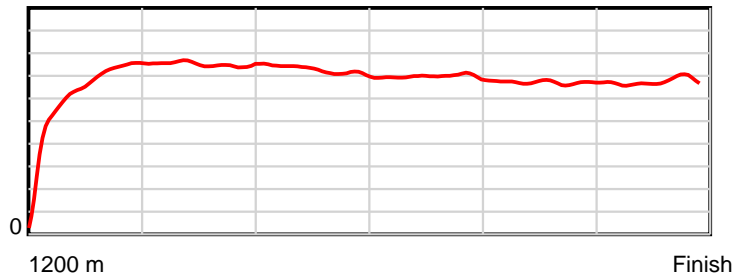
Tasracing Pty Ltd and Thoroughbred Ratings Pty Ltd accepts no responsibility for the completeness or accuracy of any of the information contained herein, and makes no representations about its suitability for any particular purpose. Users should make their own judgements about those matters and/or seek independent advice. You assume all risks associated with use of the data provided on this page.

Race Results

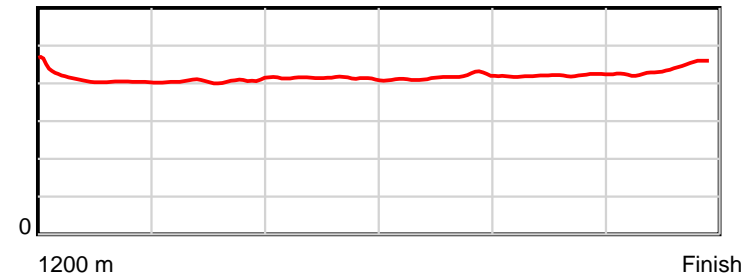
September 21, 2014, Race 2, 3UP MDN-SW, Distance 1200m, Elwick Course Proper - Offset 3m

Result	TAB no.	Horse (Barrier)	1200 to	1000m to	800m to	600m to	400m to	200m to	Total or	Margin
10th	7	Delrianna (7)	1000m	800m	600m	400m	200m	WP	Average	
		Position in running (margin)	-	9(5.3)	9(4.5)	10(5.3)	10(5.0)	10(5.6)		8.50
		Sectional time (s)	14.86	10.70	11.30	12.13	12.54	12.98		
		Cumulative time (s)	74.51	59.65	48.95	37.65	25.52	12.98	1:14.51	
		Speed (m/s)	13.46	18.69	17.70	16.49	15.95	15.41	16.10	
		Stride length (m)	5.76	7.59	7.32	6.86	6.71	6.79	6.79	
		Stride duration (s)	0.418	0.406	0.414	0.416	0.421	0.441	0.421	
		Stride efficiency (%)	51.93	89.91	83.80	73.57	70.33	72.04	72.00	
		Stride count	34.69	26.37	27.31	29.15	29.81	29.46	176.79	

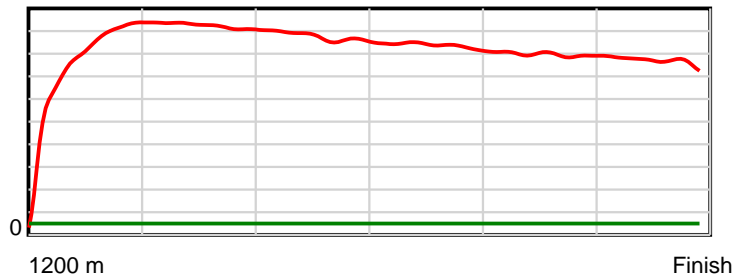
10 m Stride length



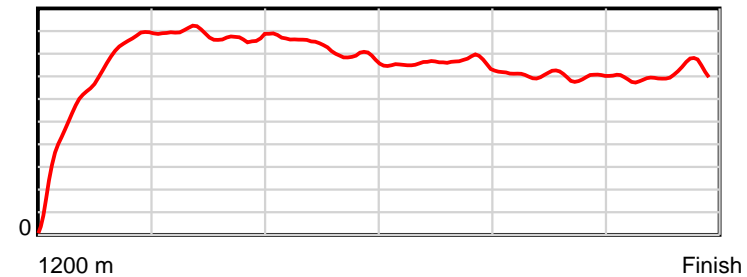
0.6 s Stride duration



20 m/sec Speed



100 % Stride efficiency



Note: Horizontal distance axis grid lines are 200m furlongs.

Disclaimer.

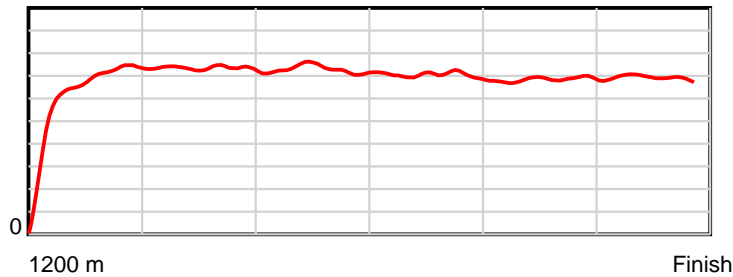
Tasracing Pty Ltd and Thoroughbred Ratings Pty Ltd accepts no responsibility for the completeness or accuracy of any of the information contained herein, and makes no representations about its suitability for any particular purpose. Users should make their own judgements about those matters and/or seek independent advice. You assume all risks associated with use of the data provided on this page.

Race Results

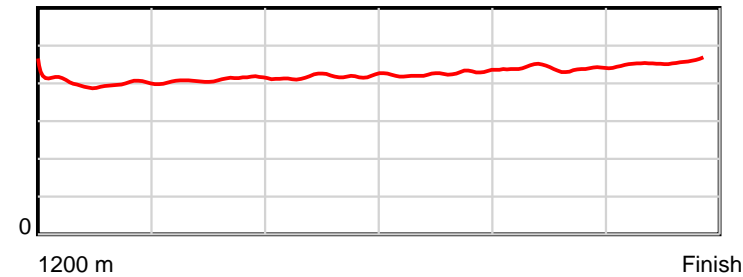
September 21, 2014, Race 2, 3UP MDN-SW, Distance 1200m, Elwick Course Proper - Offset 3m

Result	TAB no.	Horse (Barrier)	1200 to	1000m to	800m to	600m to	400m to	200m to	Total or	Margin
11th	3	Marresi (11)	1000m	800m	600m	400m	200m	WP	Average	
		Position in running (margin)	-	11(8.4)	11(7.1)	12(7.3)	12(7.0)	12(8.6)		13.80
		Sectional time (s)	15.66	10.62	11.22	12.13	12.69	13.22		
		Cumulative time (s)	75.54	59.88	49.26	38.04	25.91	13.22	1:15.54	
		Speed (m/s)	12.77	18.83	17.83	16.49	15.76	15.13	15.89	
		Stride length (m)	5.48	7.69	7.42	7.01	6.93	6.88	6.82	
		Stride duration (s)	0.413	0.408	0.416	0.425	0.439	0.455	0.429	
		Stride efficiency (%)	46.93	92.35	86.02	76.72	74.94	73.89	72.66	
		Stride count	36.49	26.02	26.96	28.54	28.88	29.09	175.98	

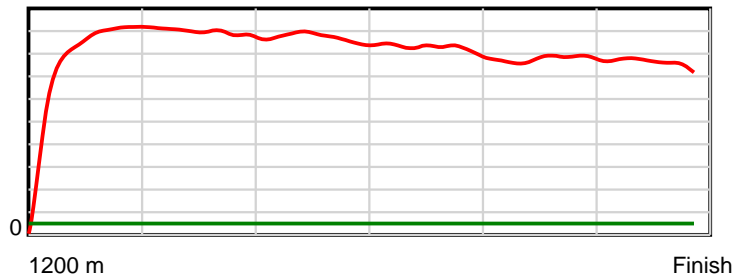
10 m Stride length



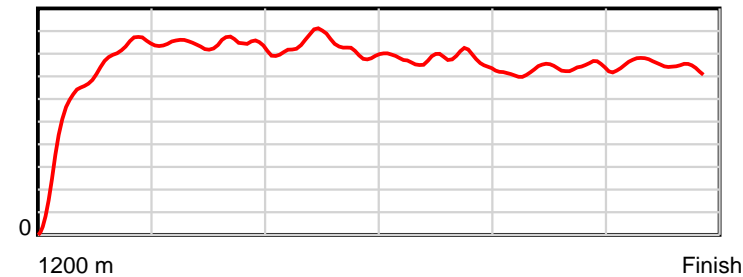
0.6 s Stride duration



20 m/sec Speed



100 % Stride efficiency



Note: Horizontal distance axis grid lines are 200m furlongs.

Disclaimer.

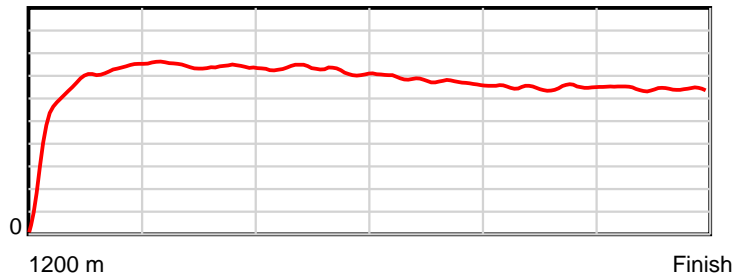
Tasracing Pty Ltd and Thoroughbred Ratings Pty Ltd accepts no responsibility for the completeness or accuracy of any of the information contained herein, and makes no representations about its suitability for any particular purpose. Users should make their own judgements about those matters and/or seek independent advice. You assume all risks associated with use of the data provided on this page.

Race Results

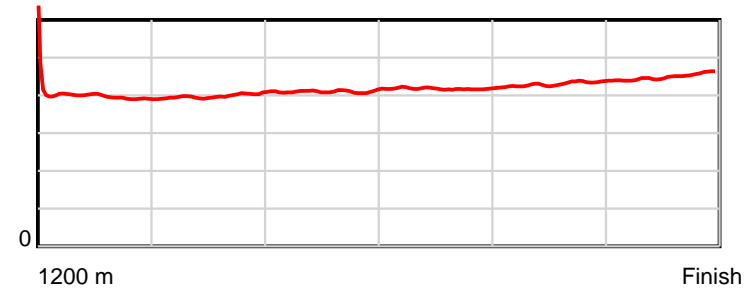
September 21, 2014, Race 2, 3UP MDN-SW, Distance 1200m, Elwick Course Proper - Offset 3m

Result	TAB no.	Horse (Barrier)	1200 to	1000m to	800m to	600m to	400m to	200m to	Total or	Margin
12th	13	Tarkari (8)	1000m	800m	600m	400m	200m	WP	Average	
		Position in running (margin)	-	7(2.9)	3(0.4)	3(0.9)	8(3.5)	11(7.9)		18.60
		Sectional time (s)	15.00	10.40	11.26	12.61	13.16	14.04		
		Cumulative time (s)	76.49	61.49	51.08	39.82	27.20	14.04	1:16.48	
		Speed (m/s)	13.34	19.23	17.76	15.86	15.20	14.25	15.69	
		Stride length (m)	5.90	7.65	7.27	6.61	6.53	6.42	6.68	
		Stride duration (s)	0.421	0.398	0.410	0.417	0.430	0.451	0.426	
		Stride efficiency (%)	54.32	91.48	82.63	68.32	66.66	64.37	69.77	
		Stride count	33.92	26.14	27.50	30.25	30.62	31.16	179.59	

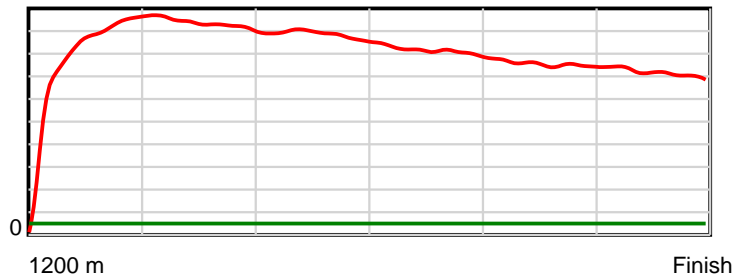
10 m Stride length



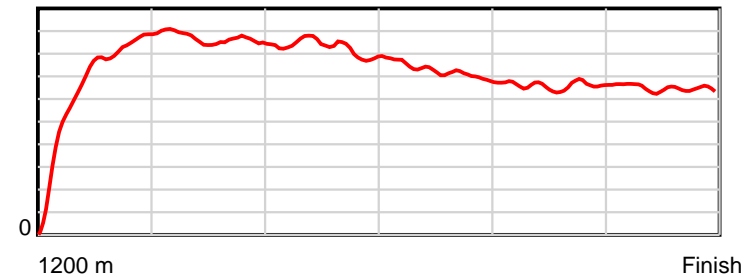
0.6 s Stride duration



20 m/sec Speed



100 % Stride efficiency



Note: Horizontal distance axis grid lines are 200m furlongs.

Disclaimer.

Tasracing Pty Ltd and Thoroughbred Ratings Pty Ltd accepts no responsibility for the completeness or accuracy of any of the information contained herein, and makes no representations about its suitability for any particular purpose. Users should make their own judgements about those matters and/or seek independent advice. You assume all risks associated with use of the data provided on this page.