



Race Results

Tasmanian Racing Club, Hobart, September 21, 2014

Compilation date: September 22, 2014, 11:22:05 AM (EST)

Copyright © 2014 Tasracing Pty Ltd. All rights reserved.

Trademarks.

StrideMASTER is a registered trademark of Thoroughbred Ratings Pty Ltd.

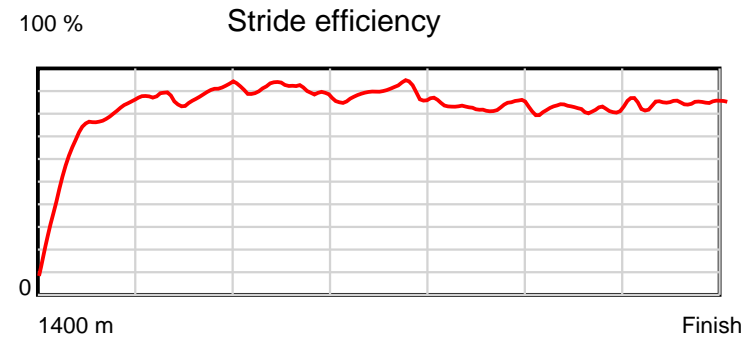
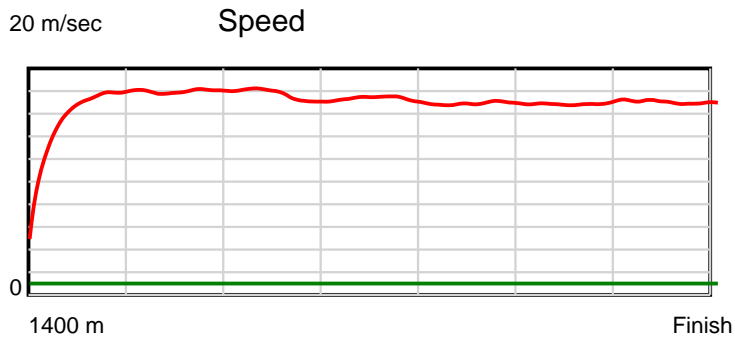
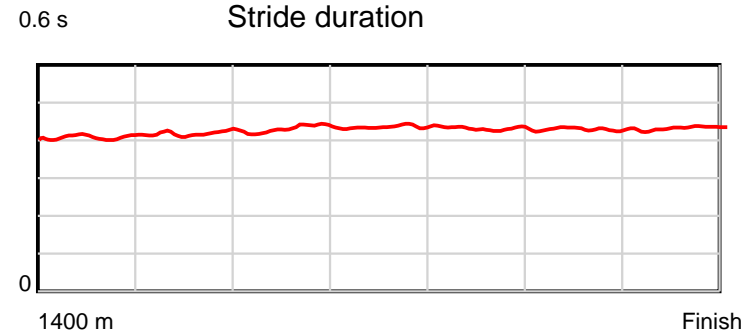
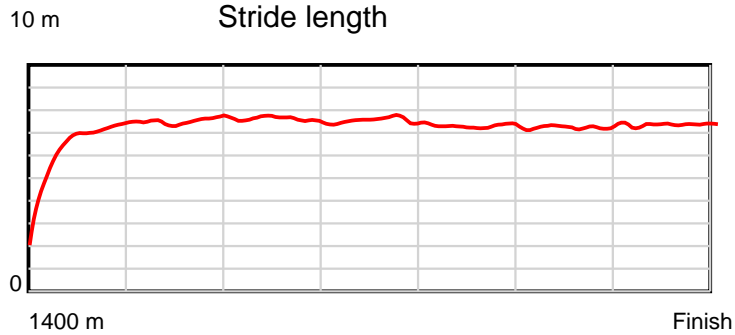
Disclaimer.

Tasracing Pty Ltd and Thoroughbred Ratings Pty Ltd accepts no responsibility for the completeness or accuracy of any of the information contained herein, and makes no representations about its suitability for any particular purpose. Users should make their own judgements about those matters and/or seek independent advice. You assume all risks associated with use of the data provided on this page.

Race Results

September 21, 2014, Race 3, 3UP MDN-SW, Distance 1400m, Elwick Course Proper - Offset 3m

Result	TAB no.	Horse (Barrier)	1400 to	1200m to	1000m to	800m to	600m to	400m to	200m to	Total or	Margin
1st	1	Gocarma (1)	1200m	1000m	800m	600m	400m	200m	WP	Average	
		Position in running (margin)	-	5(1.6)	9(4.3)	8(5.1)	8(4.7)	8(3.7)	4(2.3)		0.00
		Sectional time (s)	15.19	11.35	11.64	11.82	12.08	12.05	12.02		
		Cumulative time (s)	86.15	70.96	59.61	47.97	36.15	24.07	12.02	1:26.15	
		Speed (m/s)	13.17	17.62	17.18	16.92	16.56	16.60	16.64	16.25	
		Stride length (m)	5.32	7.38	7.39	7.37	7.12	7.14	7.19	6.90	
		Stride duration (s)	0.404	0.419	0.430	0.436	0.430	0.430	0.432	0.425	
		Stride efficiency (%)	44.15	85.14	85.32	84.84	79.23	79.73	80.82	74.44	
		Stride count	37.63	27.10	27.07	27.14	28.09	28.00	27.81	202.84	



Note: Horizontal distance axis grid lines are 200m furlongs.

Disclaimer.

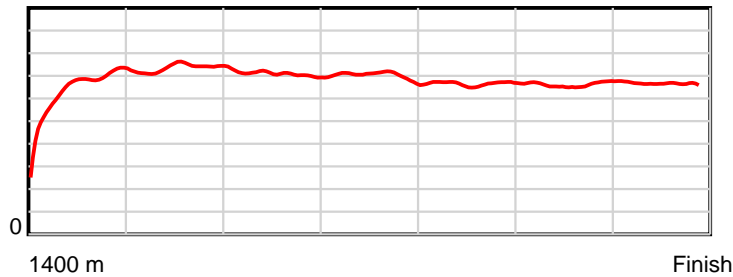
Tasracing Pty Ltd and Thoroughbred Ratings Pty Ltd accepts no responsibility for the completeness or accuracy of any of the information contained herein, and makes no representations about its suitability for any particular purpose. Users should make their own judgements about those matters and/or seek independent advice. You assume all risks associated with use of the data provided on this page.

Race Results

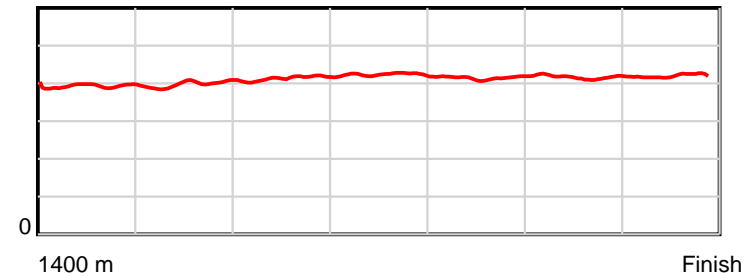
September 21, 2014, Race 3, 3UP MDN-SW, Distance 1400m, Elwick Course Proper - Offset 3m

Result	TAB no.	Horse (Barrier)	1400 to	1200m to	1000m to	800m to	600m to	400m to	200m to	Total or	Margin
2nd	12	Spun Sugar (13)	1200m	1000m	800m	600m	400m	200m	WP	Average	
		Position in running (margin)	-	8(2.3)	2(0.6)	1(0.0)	1(0.0)	1(0.0)	2(0.7)		0.30
		Sectional time (s)	15.16	10.60	11.41	11.88	12.26	12.40	12.50		
		Cumulative time (s)	86.21	71.05	60.45	49.04	37.15	24.90	12.50	1:26.20	
		Speed (m/s)	13.20	18.87	17.53	16.84	16.31	16.13	16.00	16.24	
		Stride length (m)	5.27	7.51	7.23	7.12	6.77	6.72	6.69	6.68	
		Stride duration (s)	0.401	0.398	0.413	0.423	0.415	0.417	0.418	0.412	
		Stride efficiency (%)	43.43	88.12	81.78	79.25	71.56	70.56	70.03	69.79	
		Stride count	37.94	26.63	27.65	28.08	29.55	29.76	29.88	209.49	

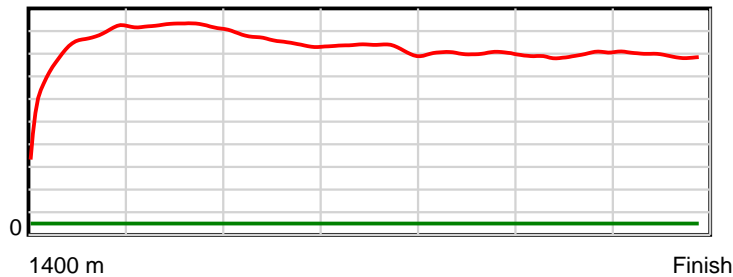
10 m Stride length



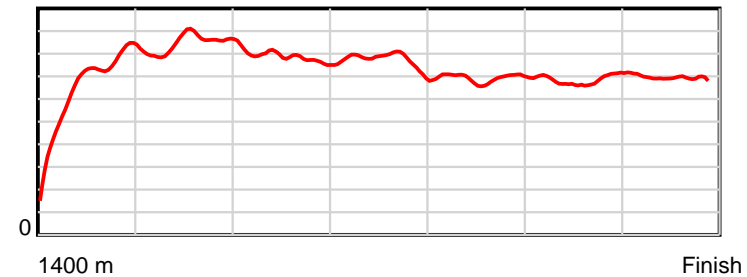
0.6 s Stride duration



20 m/sec Speed



100 % Stride efficiency



Note: Horizontal distance axis grid lines are 200m furlongs.

Disclaimer.

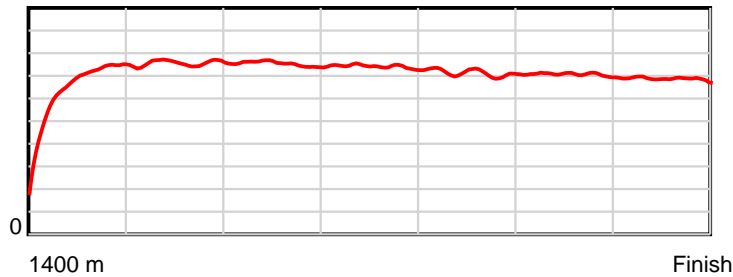
Tasracing Pty Ltd and Thoroughbred Ratings Pty Ltd accepts no responsibility for the completeness or accuracy of any of the information contained herein, and makes no representations about its suitability for any particular purpose. Users should make their own judgements about those matters and/or seek independent advice. You assume all risks associated with use of the data provided on this page.

Race Results

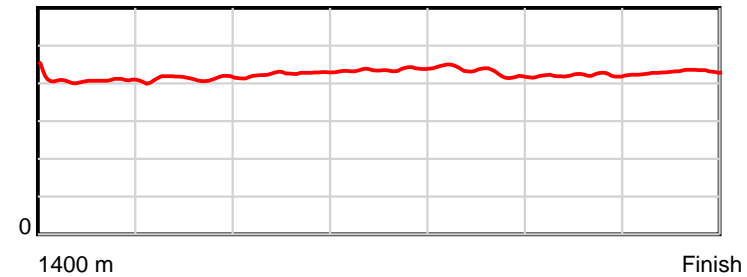
September 21, 2014, Race 3, 3UP MDN-SW, Distance 1400m, Elwick Course Proper - Offset 3m

Result	TAB no.	Horse (Barrier)	1400 to	1200m to	1000m to	800m to	600m to	400m to	200m to	Total or	Margin
3rd	13	Cheers Chappy (5)	1200m	1000m	800m	600m	400m	200m	WP	Average	
		Position in running (margin)	-	2(0.5)	4(1.9)	5(2.1)	5(1.9)	3(1.2)	1(0.0)		2.30
		Sectional time (s)	15.04	11.13	11.53	11.85	12.15	12.08	12.79		
		Cumulative time (s)	86.58	71.54	60.40	48.87	37.02	24.88	12.79	1:26.58	
		Speed (m/s)	13.30	17.97	17.35	16.88	16.46	16.56	15.64	16.17	
		Stride length (m)	5.51	7.42	7.39	7.36	7.07	6.97	6.73	6.86	
		Stride duration (s)	0.410	0.413	0.426	0.436	0.429	0.421	0.430	0.424	
		Stride efficiency (%)	47.50	85.99	85.40	84.67	78.12	76.00	70.76	73.49	
		Stride count	36.28	26.96	27.05	27.17	28.29	28.68	29.72	204.15	

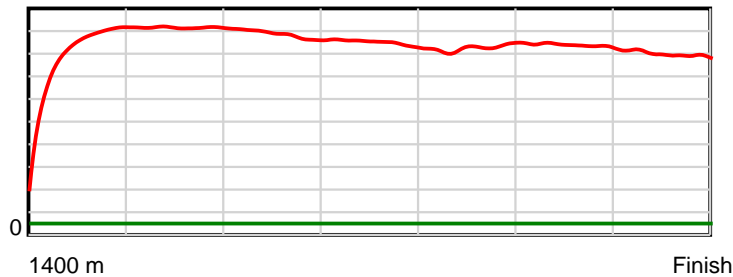
10 m Stride length



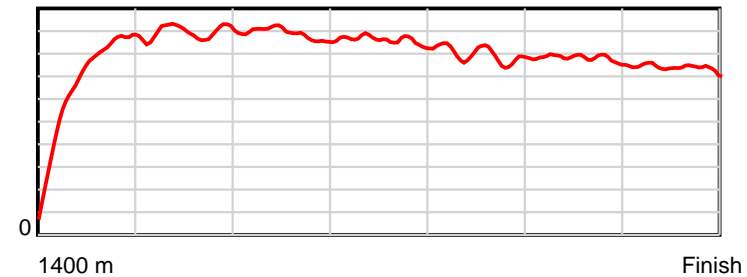
0.6 s Stride duration



20 m/sec Speed



100 % Stride efficiency



Note: Horizontal distance axis grid lines are 200m furlongs.

Disclaimer.

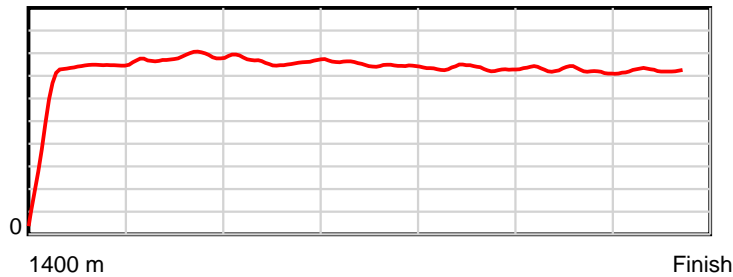
Tasracing Pty Ltd and Thoroughbred Ratings Pty Ltd accepts no responsibility for the completeness or accuracy of any of the information contained herein, and makes no representations about its suitability for any particular purpose. Users should make their own judgements about those matters and/or seek independent advice. You assume all risks associated with use of the data provided on this page.

Race Results

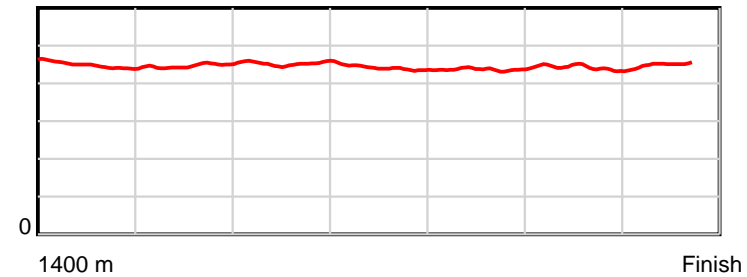
September 21, 2014, Race 3, 3UP MDN-SW, Distance 1400m, Elwick Course Proper - Offset 3m

Result	TAB no.	Horse (Barrier)	1400 to	1200m to	1000m to	800m to	600m to	400m to	200m to	Total or	Margin
4th	11	So Much Fun (10)	1200m	1000m	800m	600m	400m	200m	WP	Average	
		Position in running (margin)	-	14(10.9)	14(10.3)	13(10.7)	12(9.3)	13(7.6)	11(6.9)		5.60
		Sectional time (s)	16.78	10.80	11.57	11.65	11.97	12.16	12.26		
		Cumulative time (s)	87.20	70.42	59.62	48.04	36.39	24.42	12.26	1:27.20	
		Speed (m/s)	11.92	18.52	17.29	17.17	16.71	16.45	16.31	16.06	
		Stride length (m)	6.00	8.22	7.80	7.66	7.27	7.28	7.28	7.30	
		Stride duration (s)	0.499	0.444	0.451	0.446	0.435	0.442	0.447	0.455	
		Stride efficiency (%)	56.32	105.69	94.96	91.61	82.68	82.75	82.91	83.22	
		Stride count	33.31	24.32	25.66	26.12	27.49	27.48	27.46	191.84	

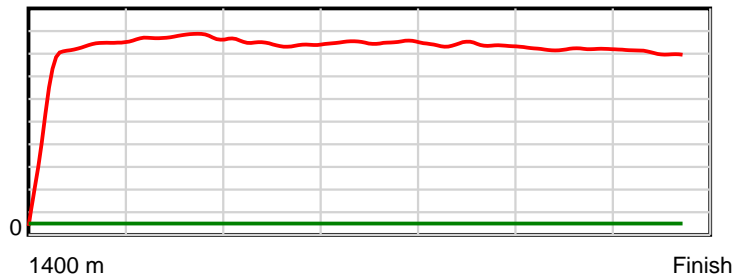
10 m Stride length



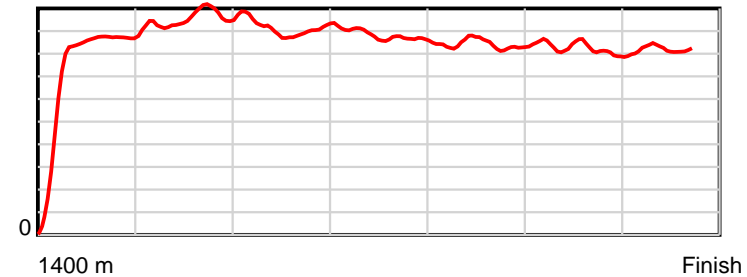
0.6 s Stride duration



20 m/sec Speed



100 % Stride efficiency



Note: Horizontal distance axis grid lines are 200m furlongs.

Disclaimer.

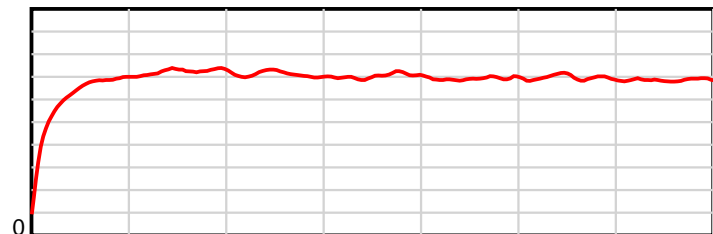
Tasracing Pty Ltd and Thoroughbred Ratings Pty Ltd accepts no responsibility for the completeness or accuracy of any of the information contained herein, and makes no representations about its suitability for any particular purpose. Users should make their own judgements about those matters and/or seek independent advice. You assume all risks associated with use of the data provided on this page.

Race Results

September 21, 2014, Race 3, 3UP MDN-SW, Distance 1400m, Elwick Course Proper - Offset 3m

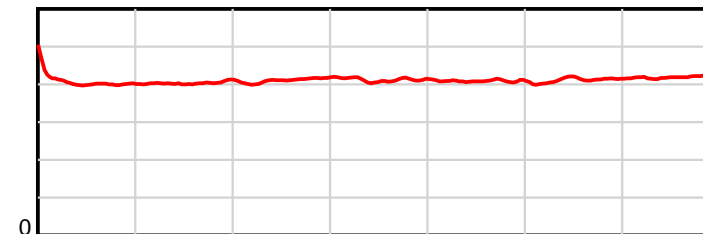
Result	TAB no.	Horse (Barrier)	1400 to	1200m to	1000m to	800m to	600m to	400m to	200m to	Total or	Margin
5th	4	Special Fusion (4)	1200m	1000m	800m	600m	400m	200m	WP	Average	
		Position in running (margin)	-	7(2.1)	8(4.1)	9(5.1)	9(4.8)	9(4.3)	5(3.0)		6.40
		Sectional time (s)	16.06	11.23	11.68	11.83	12.17	12.07	12.31		
		Cumulative time (s)	87.35	71.29	60.06	48.38	36.56	24.39	12.31	1:27.34	
		Speed (m/s)	12.45	17.81	17.12	16.91	16.43	16.57	16.25	16.03	
		Stride length (m)	5.47	7.19	7.05	6.96	6.68	6.84	6.82	6.67	
		Stride duration (s)	0.413	0.404	0.412	0.412	0.407	0.413	0.420	0.416	
		Stride efficiency (%)	46.82	80.72	77.68	75.68	69.80	73.12	72.78	69.48	
		Stride count	36.54	27.83	28.37	28.74	29.92	29.24	29.31	209.95	

10 m Stride length



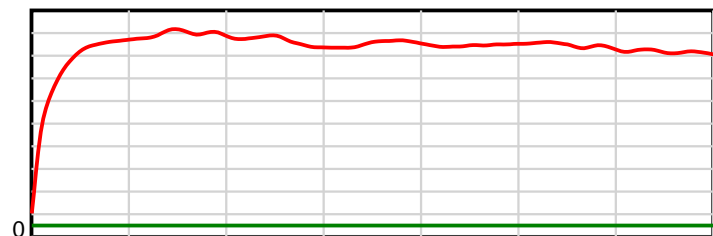
1400 m Finish

0.6 s Stride duration



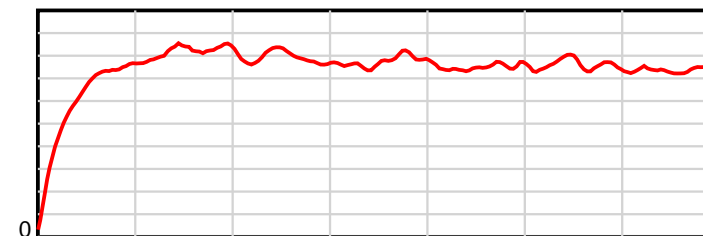
1400 m Finish

20 m/sec Speed



1400 m Finish

100 % Stride efficiency



1400 m Finish

Note: Horizontal distance axis grid lines are 200m furlongs.

Disclaimer.

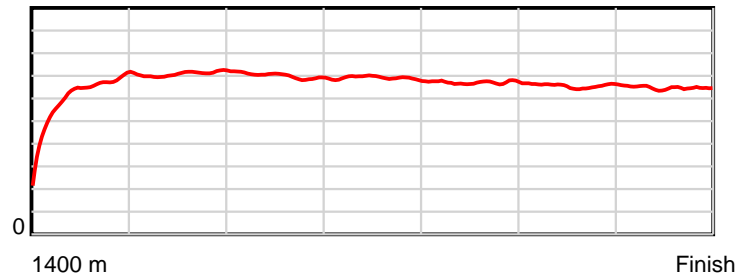
Tasracing Pty Ltd and Thoroughbred Ratings Pty Ltd accepts no responsibility for the completeness or accuracy of any of the information contained herein, and makes no representations about its suitability for any particular purpose. Users should make their own judgements about those matters and/or seek independent advice. You assume all risks associated with use of the data provided on this page.

Race Results

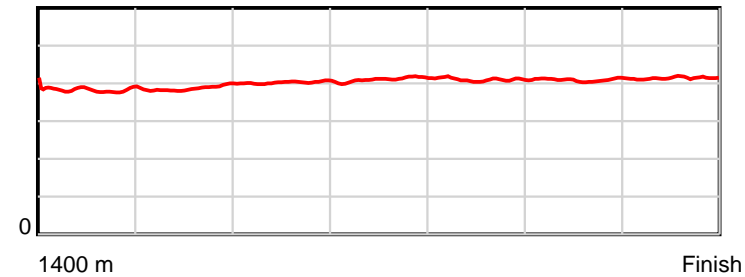
September 21, 2014, Race 3, 3UP MDN-SW, Distance 1400m, Elwick Course Proper - Offset 3m

Result	TAB no.	Horse (Barrier)	1400 to	1200m to	1000m to	800m to	600m to	400m to	200m to	Total or	Margin
6th	5	Sultan or King (12)	1200m	1000m	800m	600m	400m	200m	WP	Average	
		Position in running (margin)	-	6(1.7)	5(2.0)	6(2.2)	6(2.4)	7(2.6)	8(3.8)		7.20
		Sectional time (s)	15.54	10.94	11.56	11.90	12.29	12.49	12.77		
		Cumulative time (s)	87.50	71.96	61.01	49.46	37.56	25.26	12.77	1:27.50	
		Speed (m/s)	12.87	18.28	17.30	16.81	16.27	16.01	15.66	16.00	
		Stride length (m)	5.14	7.08	6.96	6.90	6.66	6.55	6.47	6.47	
		Stride duration (s)	0.389	0.387	0.402	0.411	0.409	0.409	0.413	0.404	
		Stride efficiency (%)	41.21	78.39	75.78	74.48	69.29	67.04	65.49	65.45	
		Stride count	38.94	28.24	28.72	28.97	30.03	30.53	30.89	216.32	

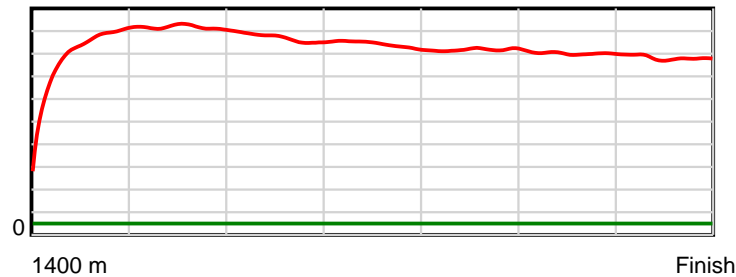
10 m Stride length



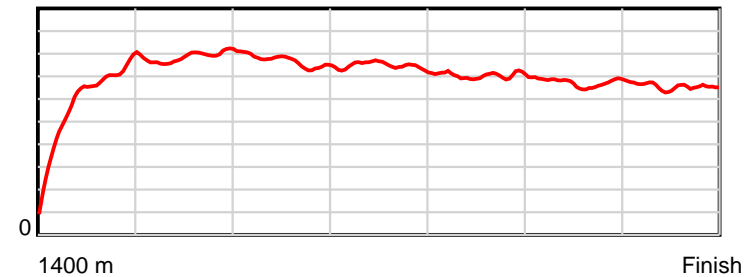
0.6 s Stride duration



20 m/sec Speed



100 % Stride efficiency



Note: Horizontal distance axis grid lines are 200m furlongs.

Disclaimer.

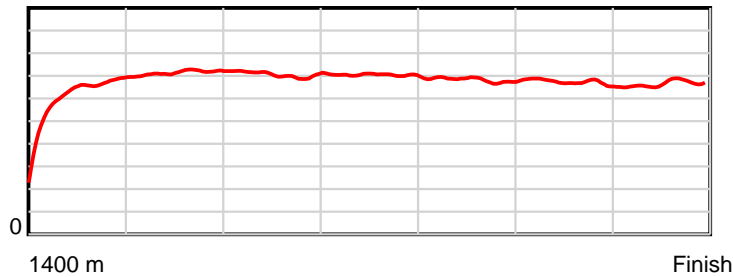
Tasracing Pty Ltd and Thoroughbred Ratings Pty Ltd accepts no responsibility for the completeness or accuracy of any of the information contained herein, and makes no representations about its suitability for any particular purpose. Users should make their own judgements about those matters and/or seek independent advice. You assume all risks associated with use of the data provided on this page.

Race Results

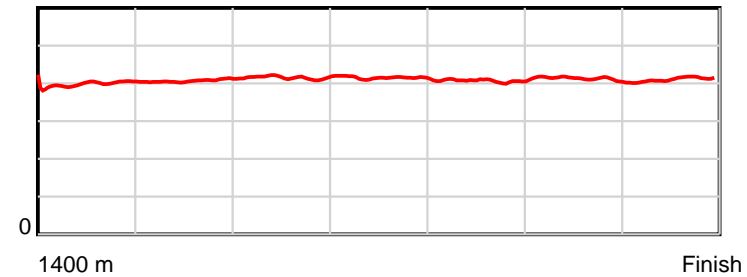
September 21, 2014, Race 3, 3UP MDN-SW, Distance 1400m, Elwick Course Proper - Offset 3m

Result	TAB no.	Horse (Barrier)	1400 to	1200m to	1000m to	800m to	600m to	400m to	200m to	Total or	Margin
7th	14	Crib Point (8)	1200m	1000m	800m	600m	400m	200m	WP	Average	
		Position in running (margin)	-	11(4.7)	12(7.8)	12(9.7)	13(9.4)	12(7.4)	12(7.0)		7.50
		Sectional time (s)	15.93	11.40	11.84	11.83	11.92	12.21	12.43		
		Cumulative time (s)	87.56	71.63	60.23	48.39	36.56	24.64	12.43	1:27.56	
		Speed (m/s)	12.56	17.54	16.89	16.91	16.78	16.38	16.09	15.99	
		Stride length (m)	5.27	7.13	7.02	7.01	6.82	6.76	6.62	6.60	
		Stride duration (s)	0.406	0.407	0.415	0.414	0.407	0.413	0.411	0.413	
		Stride efficiency (%)	43.44	79.51	77.03	76.70	72.65	71.38	68.42	68.04	
		Stride count	37.93	28.04	28.49	28.55	29.33	29.59	30.23	212.16	

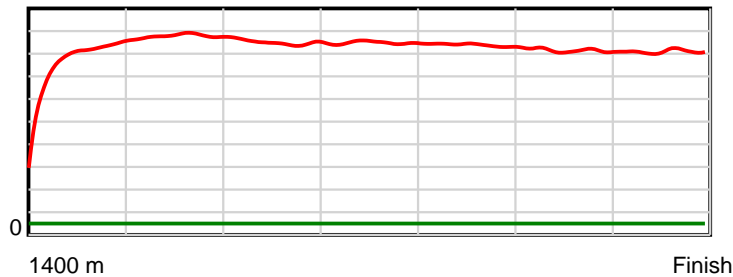
10 m Stride length



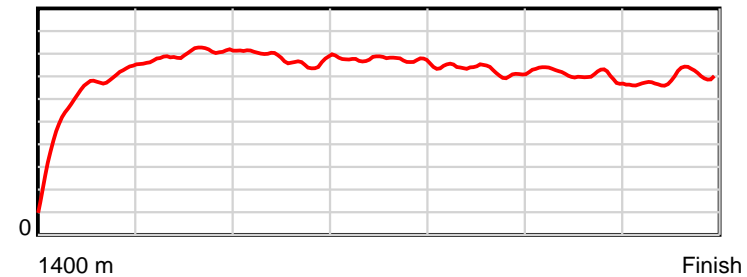
0.6 s Stride duration



20 m/sec Speed



100 % Stride efficiency



Note: Horizontal distance axis grid lines are 200m furlongs.

Disclaimer.

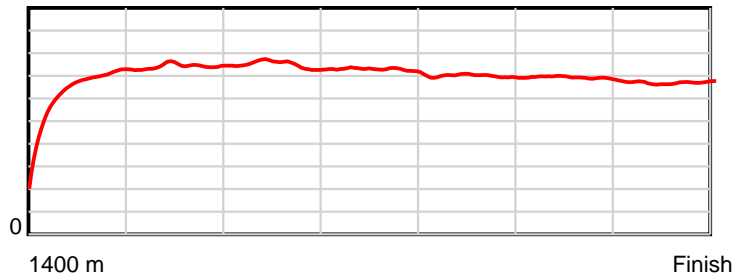
Tasracing Pty Ltd and Thoroughbred Ratings Pty Ltd accepts no responsibility for the completeness or accuracy of any of the information contained herein, and makes no representations about its suitability for any particular purpose. Users should make their own judgements about those matters and/or seek independent advice. You assume all risks associated with use of the data provided on this page.

Race Results

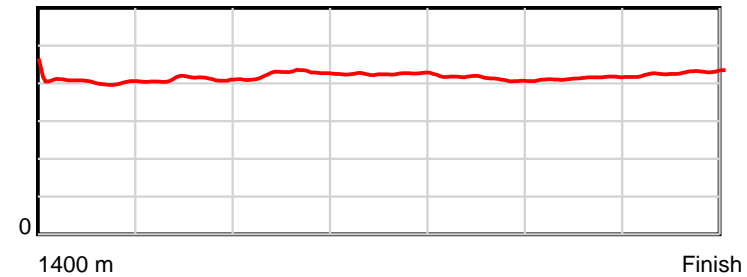
September 21, 2014, Race 3, 3UP MDN-SW, Distance 1400m, Elwick Course Proper - Offset 3m

Result	TAB no.	Horse (Barrier)	1400 to	1200m to	1000m to	800m to	600m to	400m to	200m to	Total or	Margin
8th	9	Let It Be Know... (7)	1200m	1000m	800m	600m	400m	200m	WP	Average	
		Position in running (margin)	-	4(1.5)	6(3.2)	7(3.5)	7(3.0)	6(2.0)	3(2.1)		7.60
		Sectional time (s)	15.61	11.17	11.56	11.80	12.09	12.30	13.05		
		Cumulative time (s)	87.58	71.97	60.80	49.24	37.44	25.35	13.05	1:27.58	
		Speed (m/s)	12.82	17.91	17.30	16.95	16.54	16.26	15.33	15.99	
		Stride length (m)	5.37	7.35	7.37	7.20	6.82	6.73	6.56	6.70	
		Stride duration (s)	0.409	0.411	0.426	0.425	0.412	0.414	0.428	0.419	
		Stride efficiency (%)	44.99	84.47	84.93	81.01	72.58	70.84	67.29	70.17	
		Stride count	37.27	27.20	27.13	27.78	29.35	29.71	30.48	208.92	

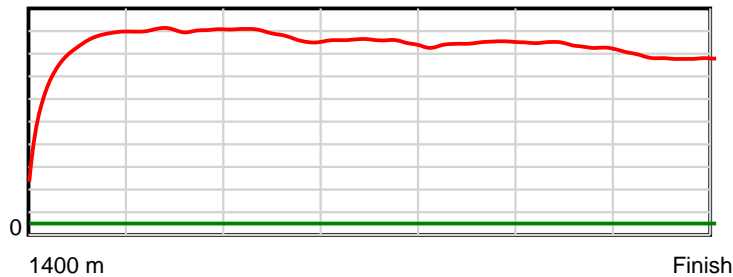
10 m Stride length



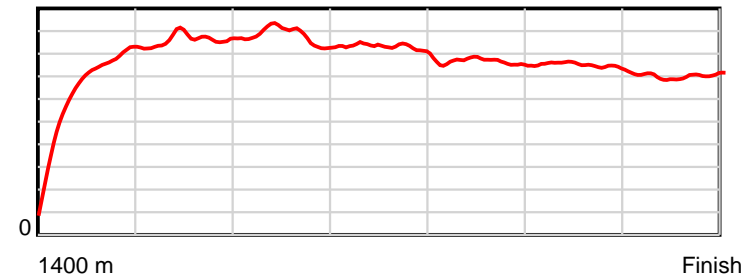
0.6 s Stride duration



20 m/sec Speed



100 % Stride efficiency



Note: Horizontal distance axis grid lines are 200m furlongs.

Disclaimer.

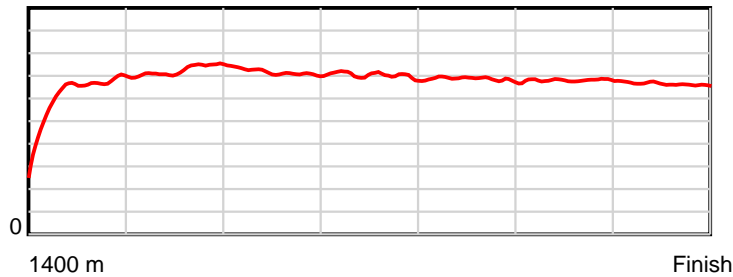
Tasracing Pty Ltd and Thoroughbred Ratings Pty Ltd accepts no responsibility for the completeness or accuracy of any of the information contained herein, and makes no representations about its suitability for any particular purpose. Users should make their own judgements about those matters and/or seek independent advice. You assume all risks associated with use of the data provided on this page.

Race Results

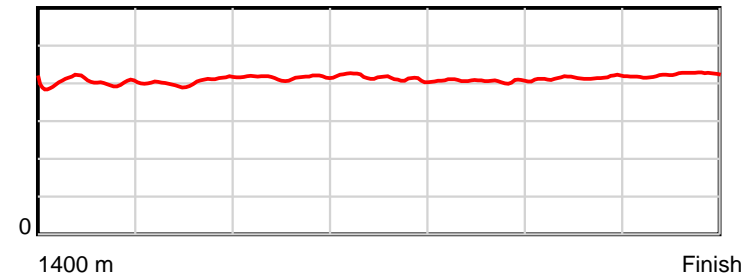
September 21, 2014, Race 3, 3UP MDN-SW, Distance 1400m, Elwick Course Proper - Offset 3m

Result	TAB no.	Horse (Barrier)	1400 to	1200m to	1000m to	800m to	600m to	400m to	200m to	Total or	Margin
9th	7	Young Robin (9)	1200m	1000m	800m	600m	400m	200m	WP	Average	
		Position in running (margin)	-	12(4.9)	11(6.5)	11(7.7)	11(7.2)	10(5.1)	10(5.4)		8.90
		Sectional time (s)	16.01	11.15	11.72	11.79	11.92	12.33	12.90		
		Cumulative time (s)	87.82	71.81	60.66	48.94	37.15	25.23	12.90	1:27.81	
		Speed (m/s)	12.49	17.94	17.06	16.96	16.78	16.22	15.50	15.94	
		Stride length (m)	5.25	7.25	7.10	7.00	6.81	6.74	6.55	6.61	
		Stride duration (s)	0.408	0.404	0.416	0.413	0.406	0.415	0.423	0.414	
		Stride efficiency (%)	43.12	82.21	78.80	76.66	72.38	70.89	67.14	68.19	
		Stride count	38.07	27.57	28.16	28.55	29.39	29.69	30.51	211.94	

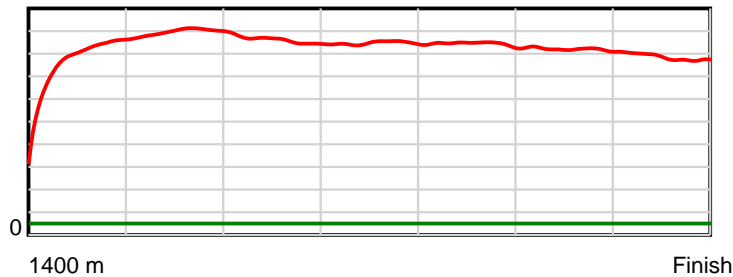
10 m Stride length



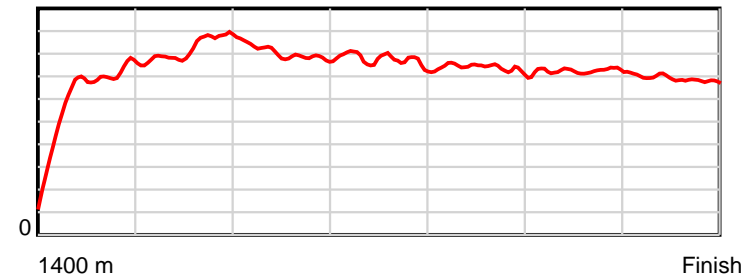
0.6 s Stride duration



20 m/sec Speed



100 % Stride efficiency



Note: Horizontal distance axis grid lines are 200m furlongs.

Disclaimer.

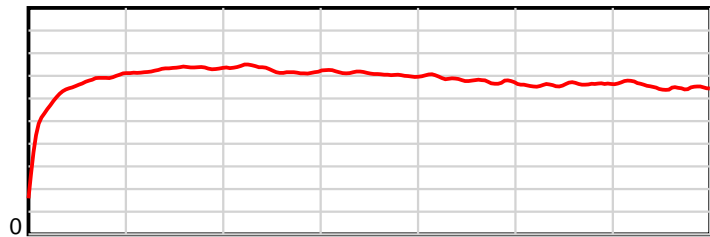
Tasracing Pty Ltd and Thoroughbred Ratings Pty Ltd accepts no responsibility for the completeness or accuracy of any of the information contained herein, and makes no representations about its suitability for any particular purpose. Users should make their own judgements about those matters and/or seek independent advice. You assume all risks associated with use of the data provided on this page.

Race Results

September 21, 2014, Race 3, 3UP MDN-SW, Distance 1400m, Elwick Course Proper - Offset 3m

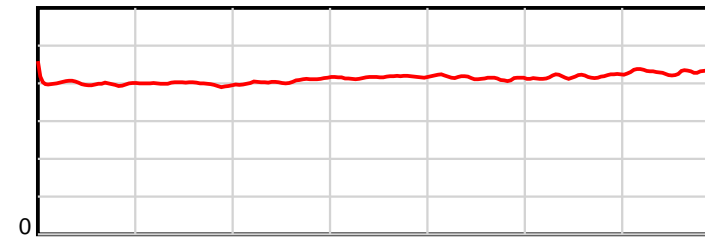
Result	TAB no.	Horse (Barrier)	1400 to	1200m to	1000m to	800m to	600m to	400m to	200m to	Total or	Margin
10th	10	Our Anna (14)	1200m	1000m	800m	600m	400m	200m	WP	Average	
		Position in running (margin)	-	10(4.5)	7(3.5)	4(1.2)	3(0.8)	4(1.2)	7(3.4)		9.00
		Sectional time (s)	16.05	10.73	11.12	11.81	12.34	12.64	13.15		
		Cumulative time (s)	87.84	71.79	61.06	49.94	38.13	25.79	13.15	1:27.84	
		Speed (m/s)	12.46	18.64	17.99	16.93	16.21	15.82	15.21	15.94	
		Stride length (m)	5.37	7.42	7.31	7.05	6.70	6.62	6.54	6.65	
		Stride duration (s)	0.413	0.398	0.407	0.416	0.413	0.419	0.430	0.417	
		Stride efficiency (%)	45.04	86.09	83.57	77.69	70.13	68.52	66.87	69.10	
		Stride count	37.25	26.95	27.35	28.36	29.85	30.20	30.57	210.53	

10 m Stride length



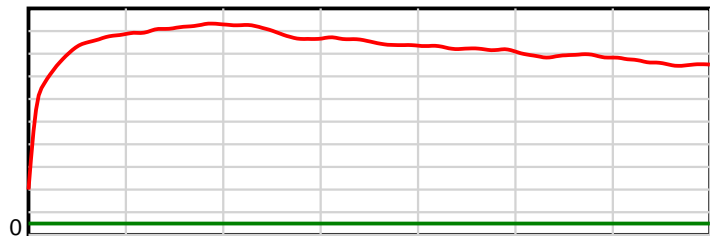
1400 m Finish

0.6 s Stride duration



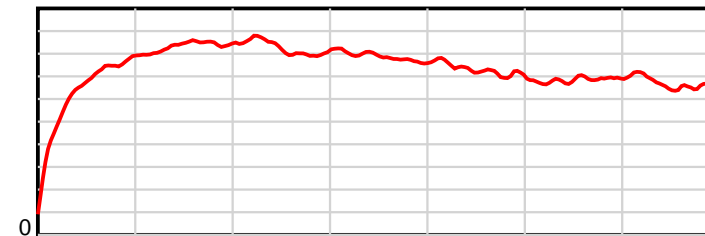
1400 m Finish

20 m/sec Speed



1400 m Finish

100 % Stride efficiency



1400 m Finish

Note: Horizontal distance axis grid lines are 200m furlongs.

Disclaimer.

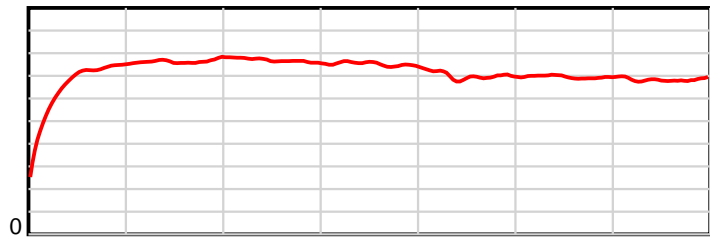
Tasracing Pty Ltd and Thoroughbred Ratings Pty Ltd accepts no responsibility for the completeness or accuracy of any of the information contained herein, and makes no representations about its suitability for any particular purpose. Users should make their own judgements about those matters and/or seek independent advice. You assume all risks associated with use of the data provided on this page.

Race Results

September 21, 2014, Race 3, 3UP MDN-SW, Distance 1400m, Elwick Course Proper - Offset 3m

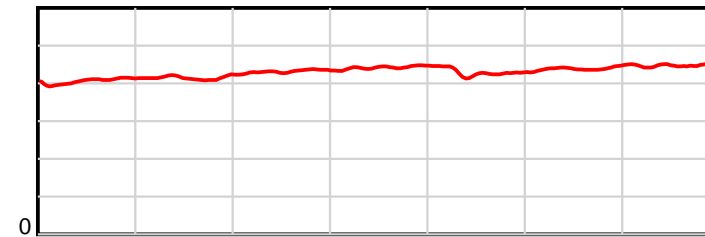
Result	TAB no.	Horse (Barrier)	1400 to	1200m to	1000m to	800m to	600m to	400m to	200m to	Total or	Margin
11th	2	Mel the Parrot (3)	1200m	1000m	800m	600m	400m	200m	WP	Average	
		Position in running (margin)	-	1(0.0)	1(0.0)	2(0.2)	2(0.6)	2(0.2)	6(3.1)		9.20
		Sectional time (s)	15.35	10.89	11.54	11.95	12.18	12.77	13.19		
		Cumulative time (s)	87.88	72.53	61.64	50.09	38.14	25.96	13.19	1:27.87	
		Speed (m/s)	13.03	18.37	17.33	16.74	16.42	15.66	15.16	15.93	
		Stride length (m)	5.50	7.62	7.48	7.42	7.01	6.89	6.81	6.89	
		Stride duration (s)	0.403	0.415	0.432	0.444	0.427	0.440	0.449	0.432	
		Stride efficiency (%)	47.32	90.67	87.36	86.10	76.86	74.22	72.39	74.17	
		Stride count	36.34	26.26	26.75	26.94	28.52	29.02	29.38	203.21	

10 m Stride length



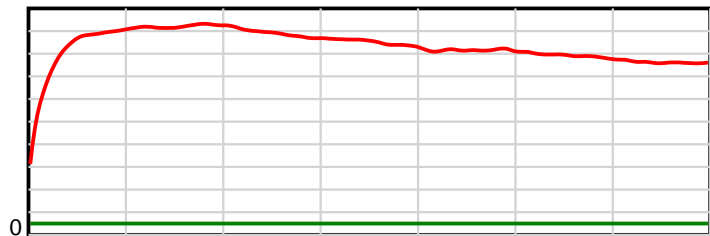
1400 m Finish

0.6 s Stride duration



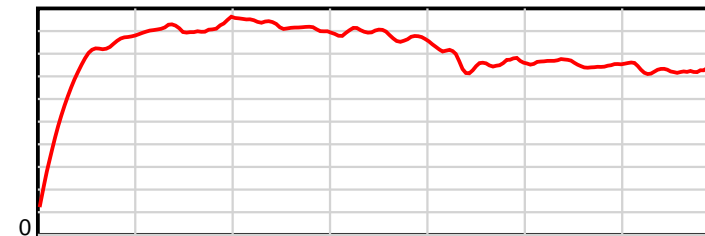
1400 m Finish

20 m/sec Speed



1400 m Finish

100 % Stride efficiency



1400 m Finish

Note: Horizontal distance axis grid lines are 200m furlongs.

Disclaimer.

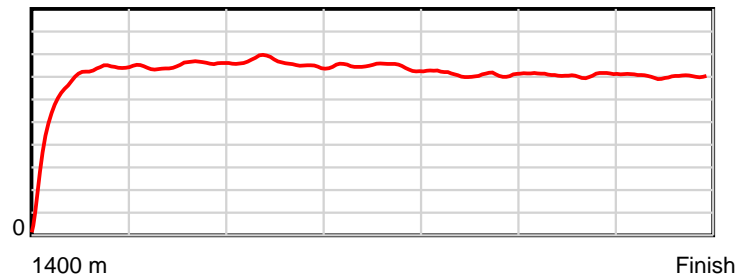
Tasracing Pty Ltd and Thoroughbred Ratings Pty Ltd accepts no responsibility for the completeness or accuracy of any of the information contained herein, and makes no representations about its suitability for any particular purpose. Users should make their own judgements about those matters and/or seek independent advice. You assume all risks associated with use of the data provided on this page.

Race Results

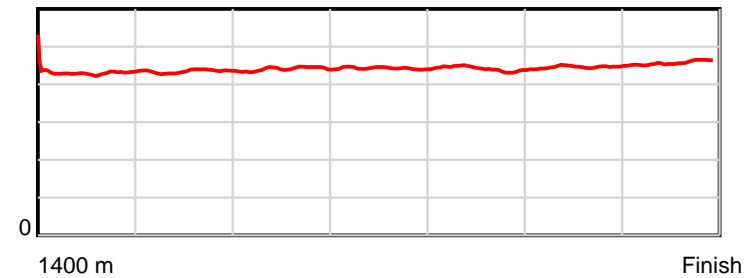
September 21, 2014, Race 3, 3UP MDN-SW, Distance 1400m, Elwick Course Proper - Offset 3m

Result	TAB no.	Horse (Barrier)	1400 to	1200m to	1000m to	800m to	600m to	400m to	200m to	Total or	Margin
12th	8	Hidden Forever (2)	1200m	1000m	800m	600m	400m	200m	WP	Average	
		Position in running (margin)	-	9(4.1)	10(6.1)	10(6.0)	10(5.3)	11(6.0)	13(7.2)		11.70
		Sectional time (s)	16.11	11.24	11.49	11.77	12.37	12.48	12.91		
		Cumulative time (s)	88.37	72.26	61.02	49.53	37.76	25.39	12.91	1:28.37	
		Speed (m/s)	12.42	17.79	17.41	16.99	16.17	16.03	15.49	15.84	
		Stride length (m)	5.64	7.71	7.68	7.52	7.13	7.13	7.09	7.06	
		Stride duration (s)	0.435	0.433	0.441	0.443	0.441	0.445	0.458	0.446	
		Stride efficiency (%)	49.64	92.99	92.17	88.43	79.41	79.52	78.65	77.87	
		Stride count	35.48	25.93	26.04	26.59	28.06	28.04	28.19	198.33	

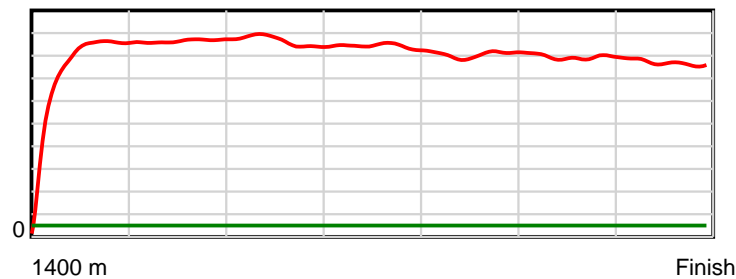
10 m Stride length



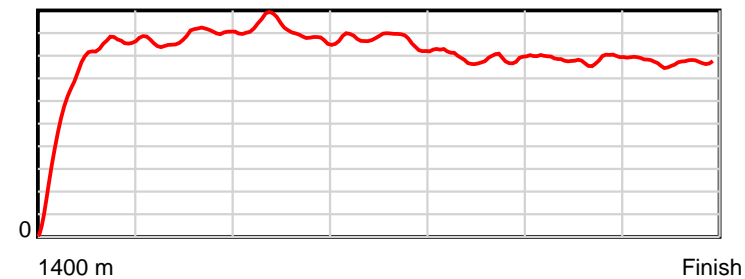
0.6 s Stride duration



20 m/sec Speed



100 % Stride efficiency



Note: Horizontal distance axis grid lines are 200m furlongs.

Disclaimer.

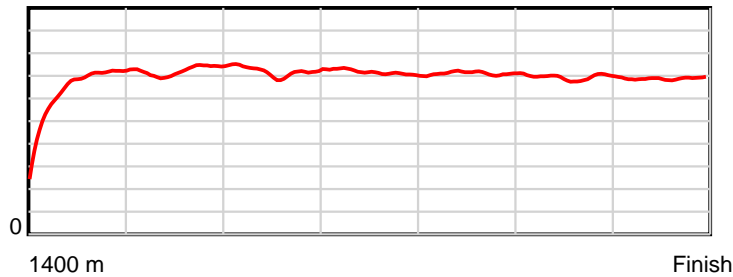
Tasracing Pty Ltd and Thoroughbred Ratings Pty Ltd accepts no responsibility for the completeness or accuracy of any of the information contained herein, and makes no representations about its suitability for any particular purpose. Users should make their own judgements about those matters and/or seek independent advice. You assume all risks associated with use of the data provided on this page.

Race Results

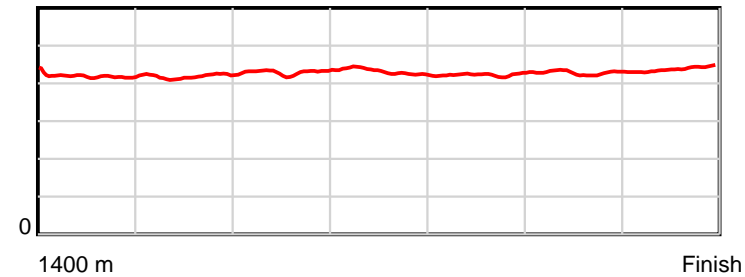
September 21, 2014, Race 3, 3UP MDN-SW, Distance 1400m, Elwick Course Proper - Offset 3m

Result	TAB no.	Horse (Barrier)	1400 to	1200m to	1000m to	800m to	600m to	400m to	200m to	Total or	Margin
13th	6	Umpire (6)	1200m	1000m	800m	600m	400m	200m	WP	Average	
		Position in running (margin)	-	13(5.7)	13(9.5)	14(12.2)	14(12.0)	14(8.7)	14(9.2)		12.10
		Sectional time (s)	16.32	11.52	11.97	11.84	11.71	12.35	12.72		
		Cumulative time (s)	88.44	72.12	60.60	48.63	36.78	25.07	12.72	1:28.44	
		Speed (m/s)	12.25	17.36	16.71	16.89	17.08	16.19	15.72	15.83	
		Stride length (m)	5.41	7.25	7.17	7.28	7.21	6.94	6.89	6.81	
		Stride duration (s)	0.418	0.418	0.429	0.431	0.422	0.428	0.438	0.430	
		Stride efficiency (%)	45.76	82.14	80.28	82.91	81.28	75.18	74.17	72.53	
		Stride count	36.96	27.58	27.90	27.46	27.73	28.83	29.03	205.49	

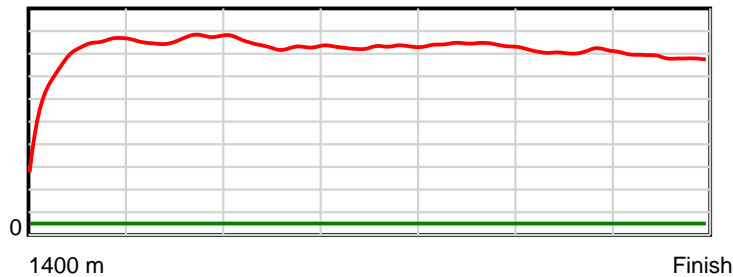
10 m Stride length



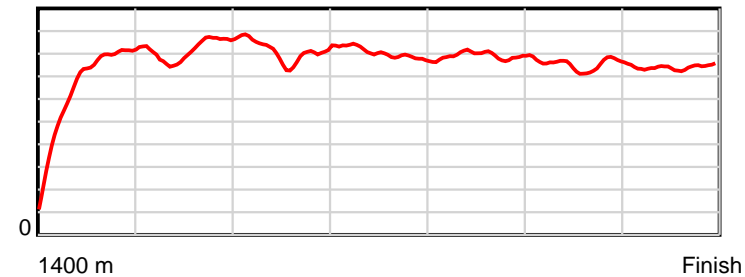
0.6 s Stride duration



20 m/sec Speed



100 % Stride efficiency



Note: Horizontal distance axis grid lines are 200m furlongs.

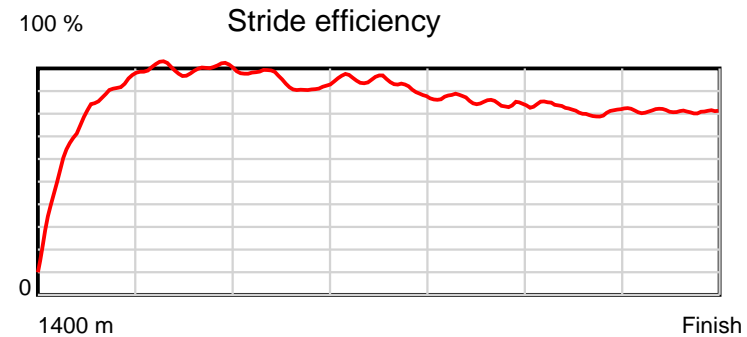
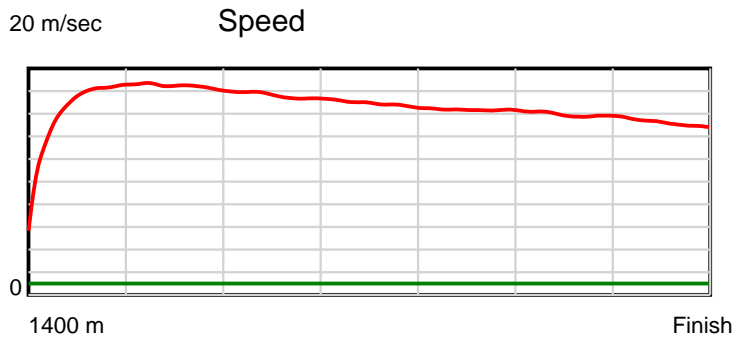
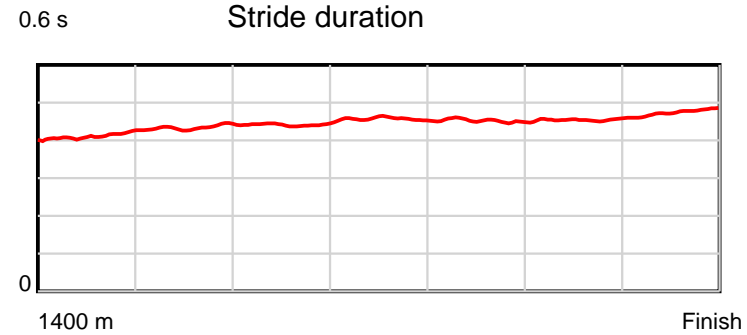
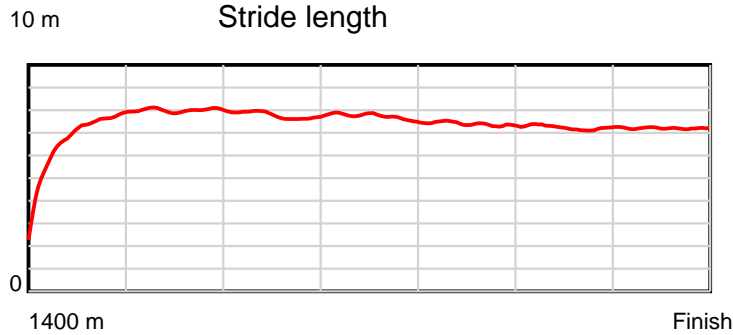
Disclaimer.

Tasracing Pty Ltd and Thoroughbred Ratings Pty Ltd accepts no responsibility for the completeness or accuracy of any of the information contained herein, and makes no representations about its suitability for any particular purpose. Users should make their own judgements about those matters and/or seek independent advice. You assume all risks associated with use of the data provided on this page.

Race Results

September 21, 2014, Race 3, 3UP MDN-SW, Distance 1400m, Elwick Course Proper - Offset 3m

Result	TAB no.	Horse (Barrier)	1400 to	1200m to	1000m to	800m to	600m to	400m to	200m to	Total or	Margin
14th	3	Positive Strat... (11)	1200m	1000m	800m	600m	400m	200m	WP	Average	
		Position in running (margin)	-	3(1.0)	3(0.8)	3(0.6)	4(0.9)	5(1.4)	9(4.5)		12.30
		Sectional time (s)	15.70	10.86	11.48	11.94	12.33	12.81	13.36		
		Cumulative time (s)	88.48	72.78	61.91	50.44	38.50	26.17	13.36	1:28.48	
		Speed (m/s)	12.74	18.42	17.42	16.75	16.22	15.61	14.97	15.82	
		Stride length (m)	5.41	8.01	7.70	7.65	7.31	7.10	7.11	7.08	
		Stride duration (s)	0.409	0.435	0.442	0.457	0.451	0.455	0.475	0.448	
		Stride efficiency (%)	45.76	100.15	92.66	91.53	83.55	78.81	79.08	78.39	
		Stride count	36.96	24.98	25.97	26.13	27.35	28.16	28.11	197.66	



Note: Horizontal distance axis grid lines are 200m furlongs.

Disclaimer.

Tasracing Pty Ltd and Thoroughbred Ratings Pty Ltd accepts no responsibility for the completeness or accuracy of any of the information contained herein, and makes no representations about its suitability for any particular purpose. Users should make their own judgements about those matters and/or seek independent advice. You assume all risks associated with use of the data provided on this page.