



Race Results

Tasmanian Racing Club, Hobart, September 21, 2014

Compilation date: September 22, 2014, 11:25:15 AM (EST)

Copyright © 2014 Tasracing Pty Ltd. All rights reserved.

Trademarks.

StrideMASTER is a registered trademark of Thoroughbred Ratings Pty Ltd.

Disclaimer.

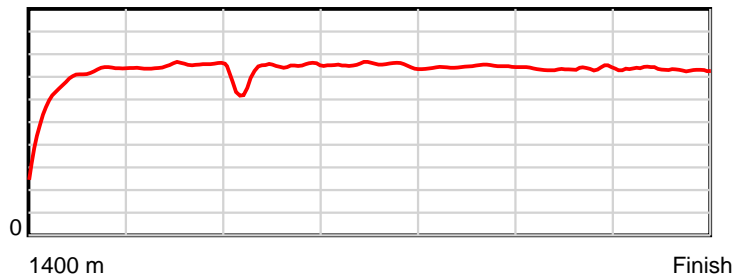
Tasracing Pty Ltd and Thoroughbred Ratings Pty Ltd accepts no responsibility for the completeness or accuracy of any of the information contained herein, and makes no representations about its suitability for any particular purpose. Users should make their own judgements about those matters and/or seek independent advice. You assume all risks associated with use of the data provided on this page.

Race Results

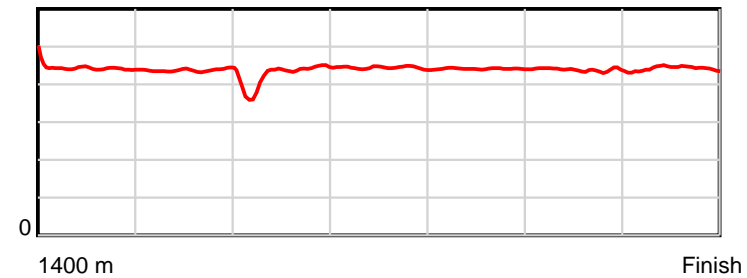
September 21, 2014, Race 6, BM62, Distance 1400m, Elwick Course Proper - Offset 3m

Result	TAB no.	Horse (Barrier)	1400 to	1200m to	1000m to	800m to	600m to	400m to	200m to	Total or	Margin
1st	6	Kirkson (3)	1200m	1000m	800m	600m	400m	200m	WP	Average	
		Position in running (margin)	-	3(0.0)	3(0.0)	4(0.0)	4(0.0)	4(0.0)	3(0.0)		0.00
		Sectional time (s)	15.86	11.74	11.81	11.97	11.68	11.93	12.29		
		Cumulative time (s)	87.28	71.42	59.68	47.87	35.90	24.22	12.29	1:27.28	
		Speed (m/s)	12.61	17.04	16.93	16.71	17.12	16.76	16.27	16.04	
		Stride length (m)	5.68	7.43	7.09	7.40	7.56	7.31	7.17	7.03	
		Stride duration (s)	0.451	0.436	0.418	0.443	0.441	0.436	0.440	0.438	
		Stride efficiency (%)	50.46	86.23	78.48	85.67	89.20	83.62	80.29	77.30	
		Stride count	35.20	26.92	28.22	27.01	26.47	27.34	27.90	199.06	

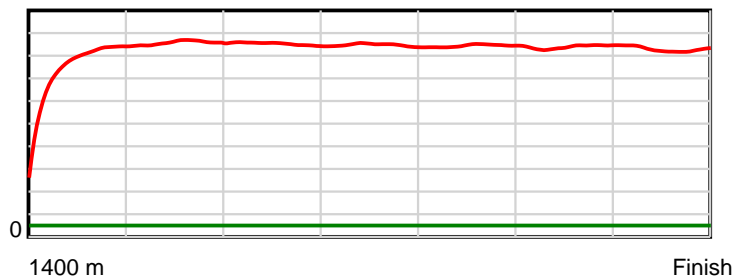
10 m Stride length



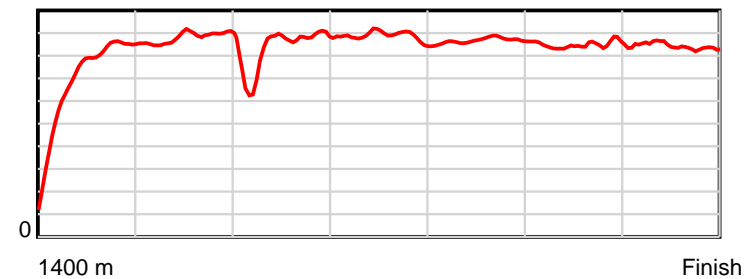
0.6 s Stride duration



20 m/sec Speed



100 % Stride efficiency



Note: Horizontal distance axis grid lines are 200m furlongs.

Disclaimer.

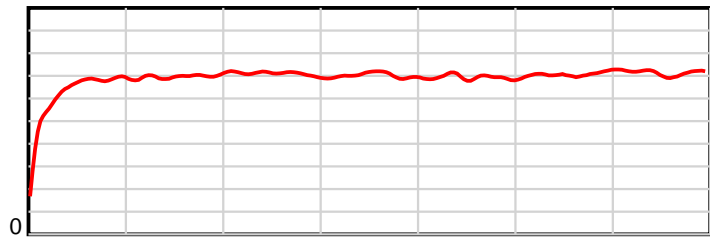
Tasracing Pty Ltd and Thoroughbred Ratings Pty Ltd accepts no responsibility for the completeness or accuracy of any of the information contained herein, and makes no representations about its suitability for any particular purpose. Users should make their own judgements about those matters and/or seek independent advice. You assume all risks associated with use of the data provided on this page.

Race Results

September 21, 2014, Race 6, BM62, Distance 1400m, Elwick Course Proper - Offset 3m

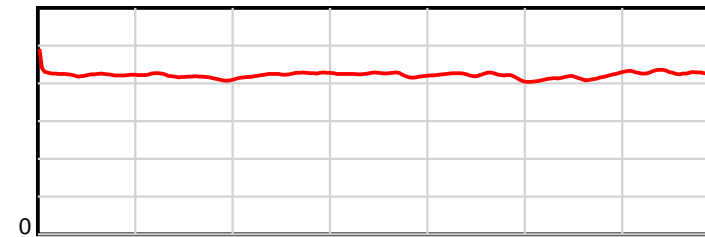
Result	TAB no.	Horse (Barrier)	1400 to	1200m to	1000m to	800m to	600m to	400m to	200m to	Total or	Margin
2nd	8	One At a Time (9)	1200m	1000m	800m	600m	400m	200m	WP	Average	
		Position in running (margin)	-	7(0.0)	7(0.0)	7(0.0)	8(0.0)	8(0.0)	7(0.0)		0.50
		Sectional time (s)	16.11	11.66	11.85	11.95	11.86	11.75	12.19		
		Cumulative time (s)	87.37	71.26	59.60	47.74	35.80	23.94	12.19	1:27.37	
		Speed (m/s)	12.41	17.15	16.88	16.74	16.86	17.02	16.41	16.02	
		Stride length (m)	5.47	7.15	7.16	7.09	7.11	7.04	7.04	6.81	
		Stride duration (s)	0.441	0.417	0.424	0.423	0.422	0.414	0.429	0.425	
		Stride efficiency (%)	46.75	79.88	80.18	78.48	78.98	77.53	77.46	72.46	
		Stride count	36.56	27.97	27.92	28.22	28.13	28.39	28.41	205.60	

10 m Stride length



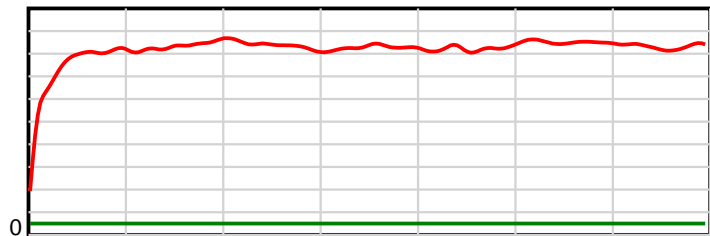
1400 m Finish

0.6 s Stride duration



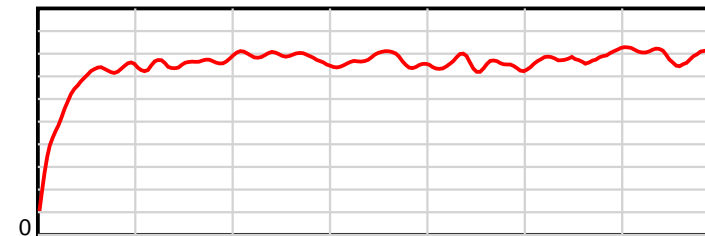
1400 m Finish

20 m/sec Speed



1400 m Finish

100 % Stride efficiency



1400 m Finish

Note: Horizontal distance axis grid lines are 200m furlongs.

Disclaimer.

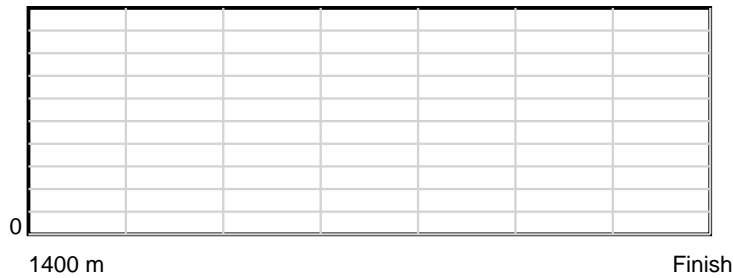
Tasracing Pty Ltd and Thoroughbred Ratings Pty Ltd accepts no responsibility for the completeness or accuracy of any of the information contained herein, and makes no representations about its suitability for any particular purpose. Users should make their own judgements about those matters and/or seek independent advice. You assume all risks associated with use of the data provided on this page.

Race Results


September 21, 2014, Race 6, BM62, Distance 1400m, Elwick Course Proper - Offset 3m

Result	TAB no.	Horse (Barrier)	1400 to	1200m to	1000m to	800m to	600m to	400m to	200m to	Total or	Margin
3rd	9	Cielo Duro (10)	WP	Average							
		Position in running (margin)		0.60							
		Sectional time (s)									
		Cumulative time (s)	1:27.39								
		Speed (m/s)	16.02								
		Stride length (m)	nan								
		Stride duration (s)	nan								
		Stride efficiency (%)	nan								
		Stride count	0.00								

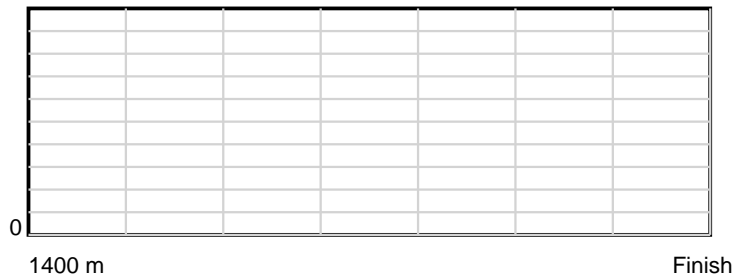
10 m Stride length



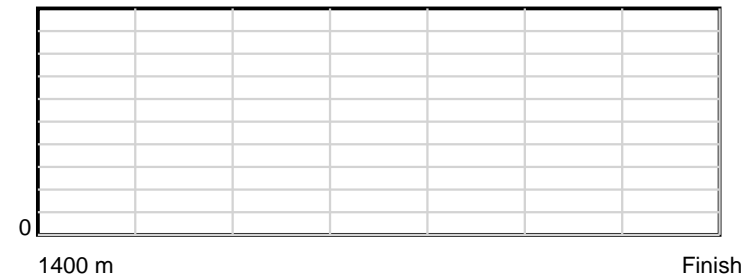
0.6 s Stride duration



20 m/sec Speed



100 % Stride efficiency



Note: Horizontal distance axis grid lines are 200m furlongs.

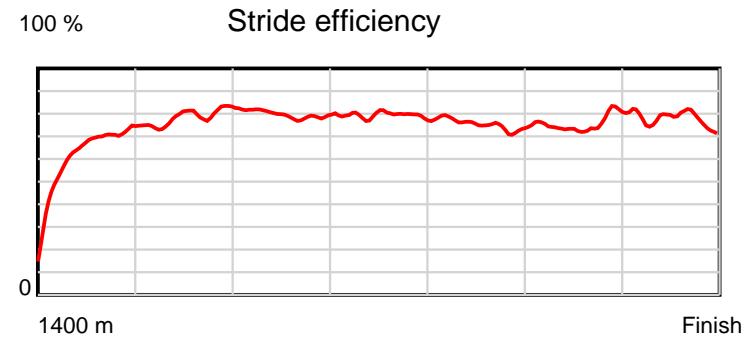
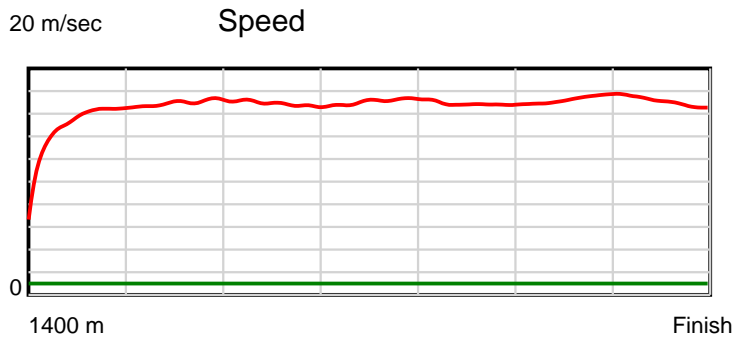
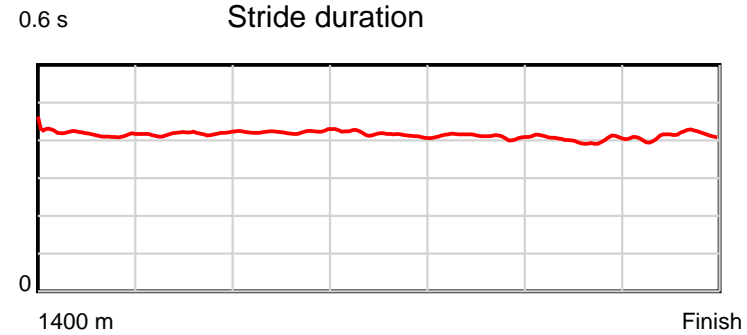
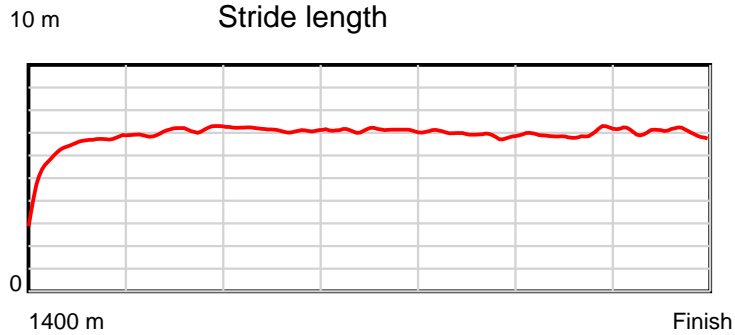
Disclaimer.

Tasracing Pty Ltd and Thoroughbred Ratings Pty Ltd accepts no responsibility for the completeness or accuracy of any of the information contained herein, and makes no representations about its suitability for any particular purpose. Users should make their own judgements about those matters and/or seek independent advice. You assume all risks associated with use of the data provided on this page.

Race Results

September 21, 2014, Race 6, BM62, Distance 1400m, Elwick Course Proper - Offset 3m

Result	TAB no.	Horse (Barrier)	1400 to	1200m to	1000m to	800m to	600m to	400m to	200m to	Total or	Margin
4th	5	Downwind (1)	1200m	1000m	800m	600m	400m	200m	WP	Average	
		Position in running (margin)	-	5(0.0)	8(0.0)	8(0.0)	7(0.0)	7(0.0)	6(0.0)		0.80
		Sectional time (s)	16.55	11.89	12.00	11.71	11.78	11.64	11.86		
		Cumulative time (s)	87.43	70.88	58.99	46.99	35.28	23.50	11.86	1:27.43	
		Speed (m/s)	12.08	16.82	16.67	17.08	16.98	17.18	16.86	16.01	
		Stride length (m)	5.43	7.03	7.03	7.08	6.97	6.90	6.96	6.72	
		Stride duration (s)	0.425	0.418	0.422	0.415	0.411	0.401	0.413	0.420	
		Stride efficiency (%)	45.99	77.33	77.23	78.38	76.02	74.35	75.66	70.53	
		Stride count	36.86	28.43	28.45	28.24	28.67	29.00	28.74	208.39	



Note: Horizontal distance axis grid lines are 200m furlongs.

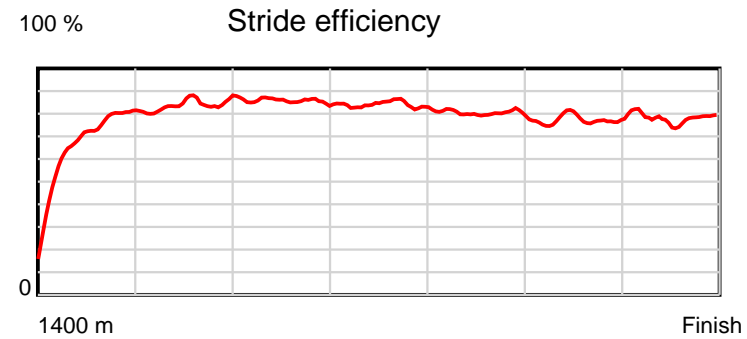
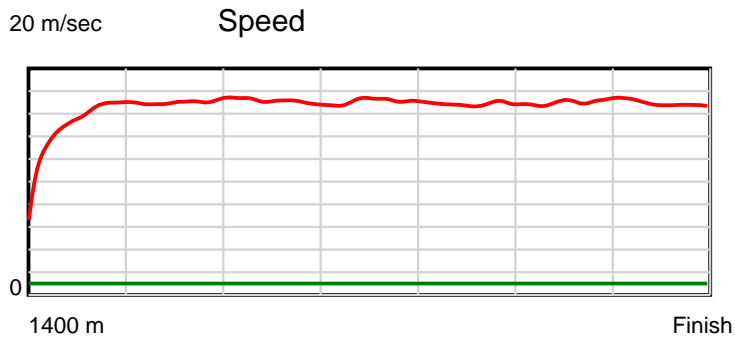
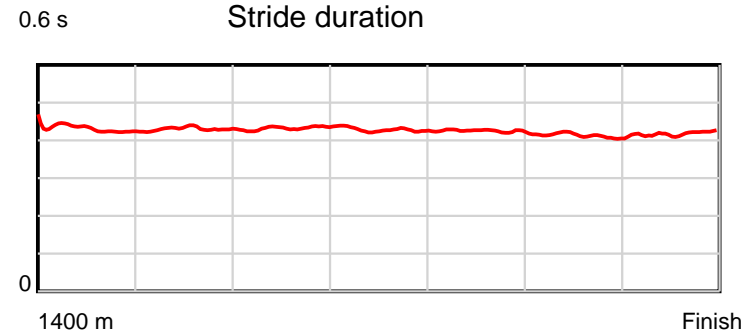
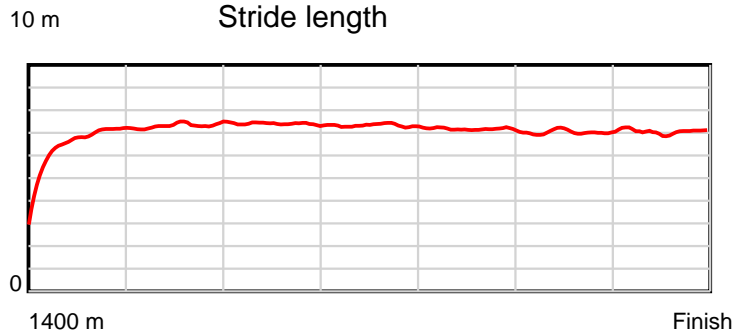
Disclaimer.

Tasracing Pty Ltd and Thoroughbred Ratings Pty Ltd accepts no responsibility for the completeness or accuracy of any of the information contained herein, and makes no representations about its suitability for any particular purpose. Users should make their own judgements about those matters and/or seek independent advice. You assume all risks associated with use of the data provided on this page.

Race Results

September 21, 2014, Race 6, BM62, Distance 1400m, Elwick Course Proper - Offset 3m

Result	TAB no.	Horse (Barrier)	1400 to	1200m to	1000m to	800m to	600m to	400m to	200m to	Total or	Margin
5th	2	Mundine (4)	1200m	1000m	800m	600m	400m	200m	WP	Average	
		Position in running (margin)	-	6(0.0)	6(0.0)	6(0.0)	6(0.0)	5(0.0)	5(0.0)		1.20
		Sectional time (s)	16.63	11.76	11.81	11.79	11.71	11.77	12.03		
		Cumulative time (s)	87.51	70.88	59.12	47.31	35.51	23.80	12.03	1:27.51	
		Speed (m/s)	12.03	17.01	16.93	16.96	17.08	16.99	16.63	16.00	
		Stride length (m)	5.53	7.30	7.31	7.24	7.24	7.00	6.94	6.88	
		Stride duration (s)	0.438	0.429	0.432	0.427	0.424	0.412	0.417	0.430	
		Stride efficiency (%)	47.72	83.23	83.60	81.81	81.97	76.66	75.29	73.92	
		Stride count	36.19	27.40	27.34	27.64	27.62	28.56	28.81	203.56	



Note: Horizontal distance axis grid lines are 200m furlongs.

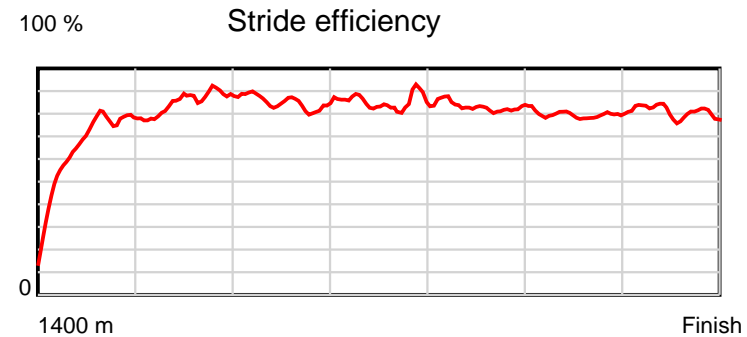
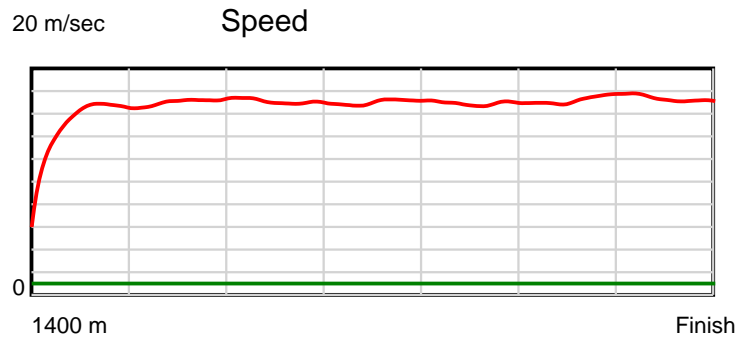
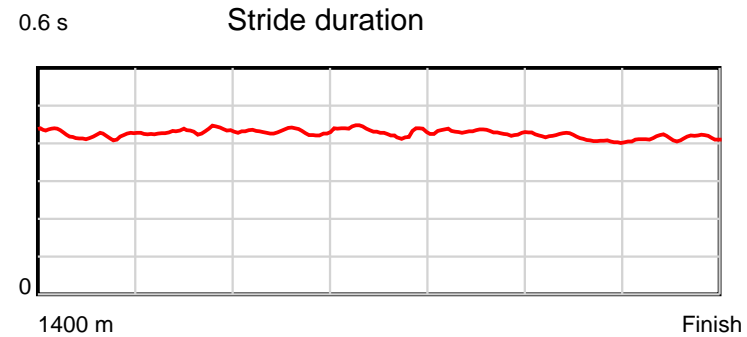
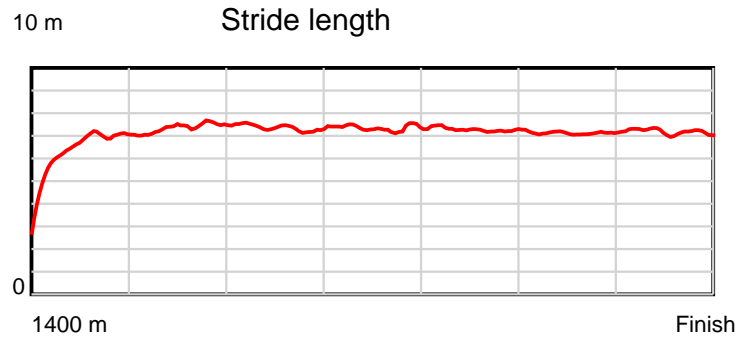
Disclaimer.

Tasracing Pty Ltd and Thoroughbred Ratings Pty Ltd accepts no responsibility for the completeness or accuracy of any of the information contained herein, and makes no representations about its suitability for any particular purpose. Users should make their own judgements about those matters and/or seek independent advice. You assume all risks associated with use of the data provided on this page.

Race Results

September 21, 2014, Race 6, BM62, Distance 1400m, Elwick Course Proper - Offset 3m

Result	TAB no.	Horse (Barrier)	1400 to	1200m to	1000m to	800m to	600m to	400m to	200m to	Total or	Margin
6th	3	Geegees Sopran... (8)	1200m	1000m	800m	600m	400m	200m	WP	Average	
		Position in running (margin)	-	8(0.0)	9(0.0)	9(0.0)	9(0.0)	9(0.0)	8(0.0)		1.70
		Sectional time (s)	16.72	11.81	11.90	11.92	11.79	11.66	11.81		
		Cumulative time (s)	87.60	70.88	59.07	47.17	35.25	23.46	11.81	1:27.59	
		Speed (m/s)	11.96	16.93	16.81	16.78	16.96	17.15	16.93	15.98	
		Stride length (m)	5.35	7.26	7.21	7.11	7.26	7.05	7.02	6.82	
		Stride duration (s)	0.421	0.429	0.429	0.424	0.428	0.411	0.414	0.427	
		Stride efficiency (%)	44.75	82.37	81.27	78.94	82.31	77.57	76.96	72.70	
		Stride count	37.38	27.55	27.73	28.14	27.56	28.39	28.50	205.25	



Note: Horizontal distance axis grid lines are 200m furlongs.

Disclaimer.

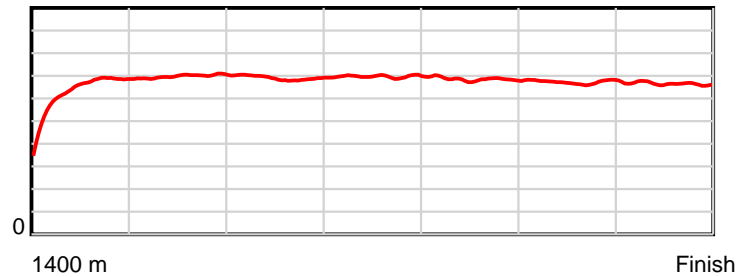
Tasracing Pty Ltd and Thoroughbred Ratings Pty Ltd accepts no responsibility for the completeness or accuracy of any of the information contained herein, and makes no representations about its suitability for any particular purpose. Users should make their own judgements about those matters and/or seek independent advice. You assume all risks associated with use of the data provided on this page.

Race Results

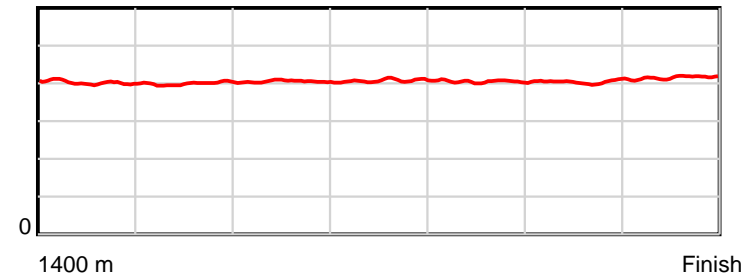
September 21, 2014, Race 6, BM62, Distance 1400m, Elwick Course Proper - Offset 3m

Result	TAB no.	Horse (Barrier)	1400 to	1200m to	1000m to	800m to	600m to	400m to	200m to	Total or	Margin
7th	7	Reach the Moon (7)	1200m	1000m	800m	600m	400m	200m	WP	Average	
		Position in running (margin)	-	2(0.0)	2(0.0)	2(0.0)	2(0.0)	2(0.0)	2(0.0)		3.50
		Sectional time (s)	16.06	11.61	11.85	11.82	11.70	12.20	12.69		
		Cumulative time (s)	87.94	71.88	60.26	48.41	36.60	24.89	12.69	1:27.94	
		Speed (m/s)	12.45	17.23	16.88	16.92	17.09	16.39	15.76	15.92	
		Stride length (m)	5.05	6.88	6.83	6.88	6.91	6.64	6.54	6.46	
		Stride duration (s)	0.400	0.399	0.405	0.407	0.404	0.405	0.415	0.406	
		Stride efficiency (%)	39.91	73.94	72.97	73.95	74.61	68.81	66.85	65.25	
		Stride count	39.57	29.08	29.27	29.07	28.94	30.14	30.58	216.65	

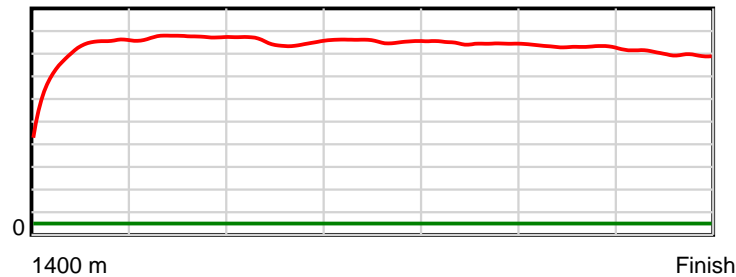
10 m Stride length



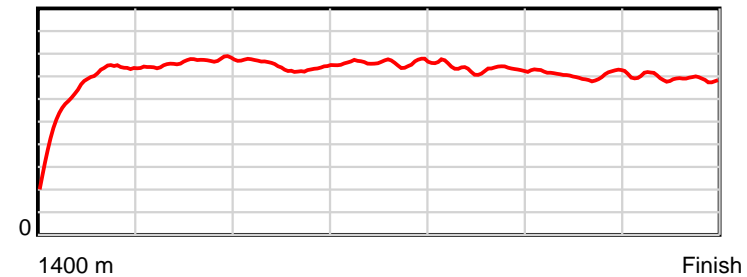
0.6 s Stride duration



20 m/sec Speed



100 % Stride efficiency



Note: Horizontal distance axis grid lines are 200m furlongs.

Disclaimer.

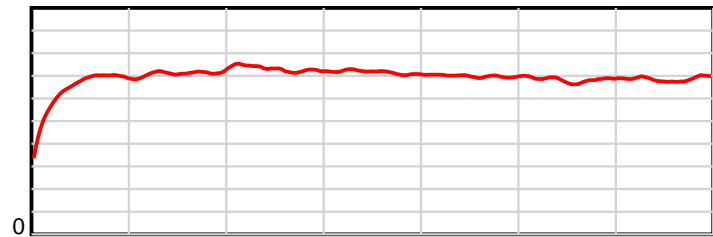
Tasracing Pty Ltd and Thoroughbred Ratings Pty Ltd accepts no responsibility for the completeness or accuracy of any of the information contained herein, and makes no representations about its suitability for any particular purpose. Users should make their own judgements about those matters and/or seek independent advice. You assume all risks associated with use of the data provided on this page.

Race Results

September 21, 2014, Race 6, BM62, Distance 1400m, Elwick Course Proper - Offset 3m

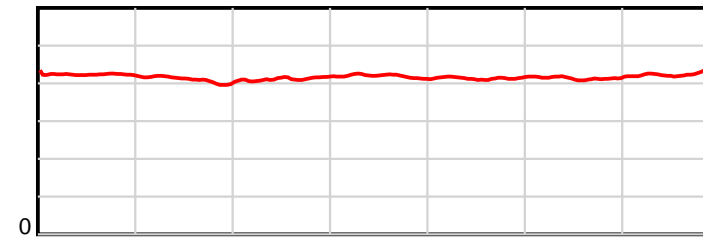
Result	TAB no.	Horse (Barrier)	1400 to	1200m to	1000m to	800m to	600m to	400m to	200m to	Total or	Margin
8th	4	Topiary (6)	1200m	1000m	800m	600m	400m	200m	WP	Average	
		Position in running (margin)	-	9(0.0)	5(0.0)	3(0.0)	3(0.0)	3(0.0)	4(0.0)		5.00
		Sectional time (s)	16.95	11.56	11.41	11.85	11.64	12.12	12.69		
		Cumulative time (s)	88.23	71.28	59.71	48.31	36.45	24.82	12.69	1:28.23	
		Speed (m/s)	11.80	17.30	17.53	16.88	17.18	16.50	15.76	15.87	
		Stride length (m)	5.42	7.09	7.22	7.06	7.11	6.82	6.71	6.72	
		Stride duration (s)	0.430	0.410	0.412	0.419	0.414	0.414	0.426	0.423	
		Stride efficiency (%)	45.95	78.47	81.42	77.95	79.04	72.78	70.36	70.54	
		Stride count	36.88	28.22	27.71	28.32	28.12	29.31	29.81	208.37	

10 m Stride length



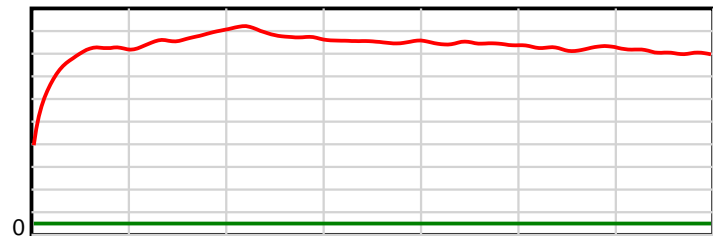
1400 m Finish

0.6 s Stride duration



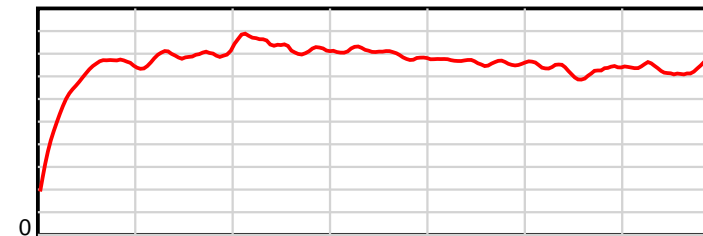
1400 m Finish

20 m/sec Speed



1400 m Finish

100 % Stride efficiency



1400 m Finish

Note: Horizontal distance axis grid lines are 200m furlongs.

Disclaimer.

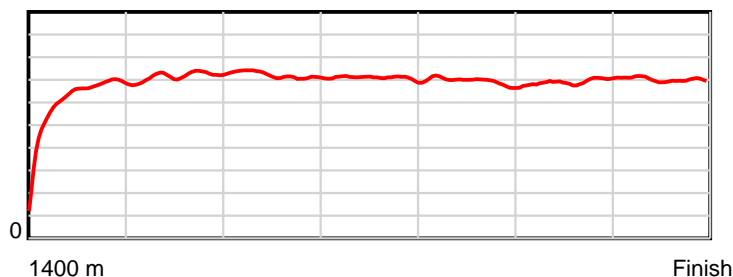
Tasracing Pty Ltd and Thoroughbred Ratings Pty Ltd accepts no responsibility for the completeness or accuracy of any of the information contained herein, and makes no representations about its suitability for any particular purpose. Users should make their own judgements about those matters and/or seek independent advice. You assume all risks associated with use of the data provided on this page.

Race Results

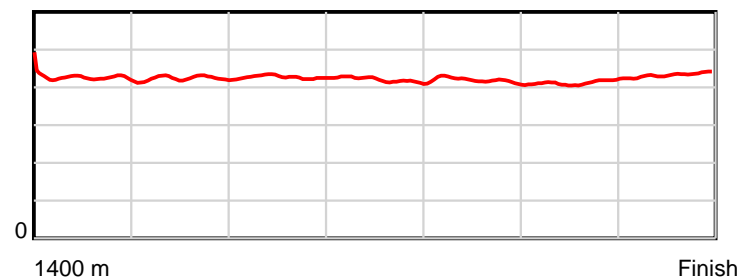
September 21, 2014, Race 6, BM62, Distance 1400m, Elwick Course Proper - Offset 3m

Result	TAB no.	Horse (Barrier)	1400 to	1200m to	1000m to	800m to	600m to	400m to	200m to	Total or	Margin
9th	11	Gee Gee's Lass (2)	1200m	1000m	800m	600m	400m	200m	WP	Average	
		Position in running (margin)	-	10(0.0)	10(0.0)	10(0.0)	10(0.0)	10(0.0)	9(0.0)		5.40
		Sectional time (s)	16.83	11.67	11.79	11.85	11.90	11.82	12.43		
		Cumulative time (s)	88.30	71.47	59.80	48.01	36.16	24.26	12.43	1:28.29	
		Speed (m/s)	11.88	17.14	16.96	16.88	16.81	16.92	16.09	15.85	
		Stride length (m)	5.36	7.26	7.24	7.07	7.03	6.97	6.97	6.78	
		Stride duration (s)	0.441	0.424	0.427	0.419	0.419	0.412	0.433	0.427	
		Stride efficiency (%)	44.89	82.33	81.96	78.10	77.27	76.02	75.82	71.76	
		Stride count	37.31	27.55	27.62	28.29	28.44	28.68	28.71	206.60	

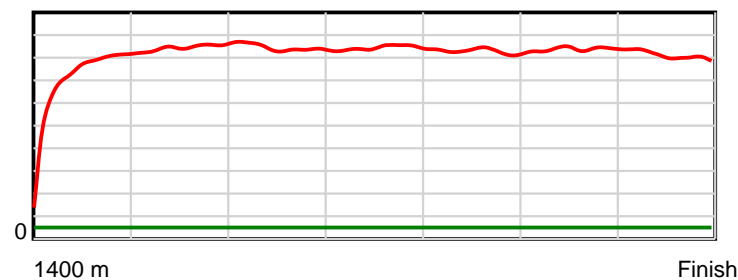
10 m Stride length



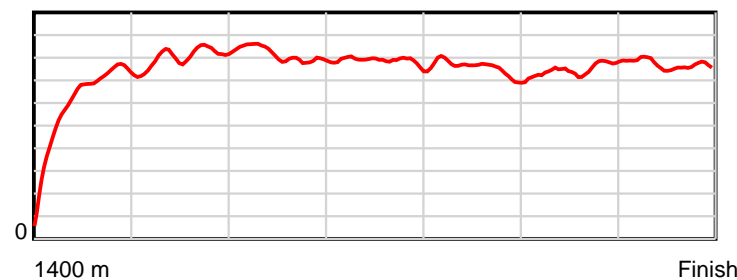
0.6 s Stride duration



20 m/sec Speed



100 % Stride efficiency



Note: Horizontal distance axis grid lines are 200m furlongs.

Disclaimer.

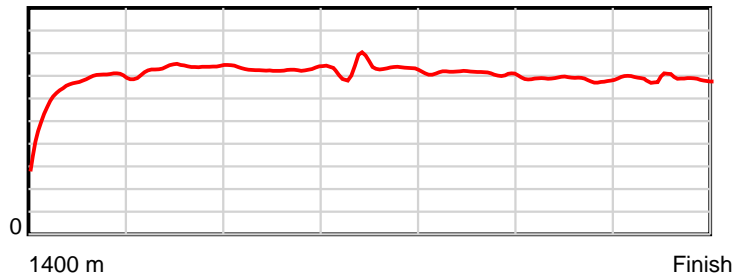
Tasracing Pty Ltd and Thoroughbred Ratings Pty Ltd accepts no responsibility for the completeness or accuracy of any of the information contained herein, and makes no representations about its suitability for any particular purpose. Users should make their own judgements about those matters and/or seek independent advice. You assume all risks associated with use of the data provided on this page.

Race Results

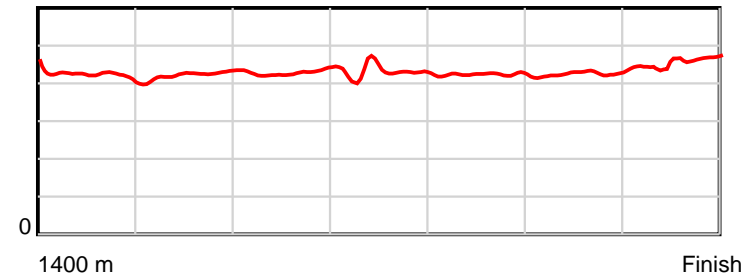
September 21, 2014, Race 6, BM62, Distance 1400m, Elwick Course Proper - Offset 3m

Result	TAB no.	Horse (Barrier)	1400 to	1200m to	1000m to	800m to	600m to	400m to	200m to	Total or	Margin
10th	1	Impeccable Me (5)	1200m	1000m	800m	600m	400m	200m	WP	Average	
		Position in running (margin)	-	4(0.0)	4(0.0)	5(0.0)	5(0.0)	6(0.0)	10(0.0)		16.90
		Sectional time (s)	16.87	11.67	11.96	11.86	11.85	12.63	13.72		
		Cumulative time (s)	90.56	73.69	62.02	50.06	38.20	26.34	13.72	1:30.56	
		Speed (m/s)	11.86	17.14	16.72	16.86	16.88	15.84	14.58	15.46	
		Stride length (m)	5.48	7.25	7.17	7.16	7.14	6.75	6.51	6.72	
		Stride duration (s)	0.429	0.423	0.429	0.425	0.423	0.426	0.446	0.435	
		Stride efficiency (%)	46.88	82.09	80.24	80.16	79.65	71.23	66.14	70.59	
		Stride count	36.51	27.59	27.91	27.92	28.01	29.62	30.74	208.30	

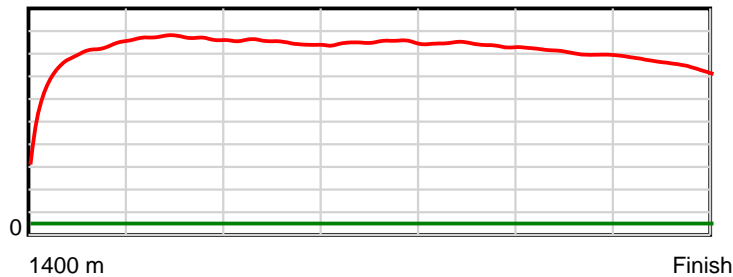
10 m Stride length



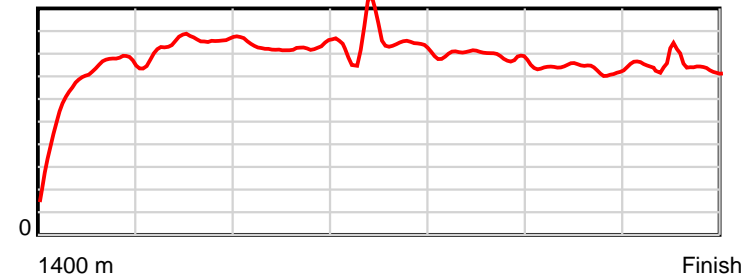
0.6 s Stride duration



20 m/sec Speed



100 % Stride efficiency



Note: Horizontal distance axis grid lines are 200m furlongs.

Disclaimer.

Tasracing Pty Ltd and Thoroughbred Ratings Pty Ltd accepts no responsibility for the completeness or accuracy of any of the information contained herein, and makes no representations about its suitability for any particular purpose. Users should make their own judgements about those matters and/or seek independent advice. You assume all risks associated with use of the data provided on this page.